



**AUTORITÉ
DES MARCHÉS
FINANCIERS**

~~GUIDELINE ON CAPITAL ADEQUACY REQUIREMENTS~~

~~Life and Health Insurance~~

~~January 2021~~



AUTORITÉ
DES MARCHÉS
FINANCIERS

CAPITAL ADEQUACY REQUIREMENTS GUIDELINE

Life and Health Insurance

January 2023

TABLE OF CONTENTS

Introduction	1
Chapitre 1. Overview and General Requirements	3
1.1 Overview	3
1.2 Minimum ratio, intervention target ratio and internal capital target ratio	7
1.3 Accounting Basis	10
1.4 General Requirements	11
1.5 Definitions	17
Chapitre 2. Available Capital	18
2.1 Tier 1 Capital	18
2.2 Tier 2 Capital	42
2.3 Capital Composition and Limitations	51
2.4 Transitional Provision	52
Chapitre 3. Credit Risk – On-Balance Sheet Items	54
3.1 Credit Risk Required Capital for On-Balance Sheet Assets	54
3.2 Collateral	65
3.3 Guarantees and Credit Derivatives	73
3.4 Asset-Backed Securities	79
3.5 Repurchase, Reverse Repurchase and Securities Lending Agreements	81
Appendix 3-A: Rating Mappings	83
Chapitre 4. Credit Risk – Off-Balance Sheet Activities	84
4.1 Over-the-Counter Derivative Contracts	84
4.2 Netting of Derivative Contracts	87
4.3 Off-Balance Sheet Instruments, Other than Derivatives	92
4.4 Commitments	94
Chapitre 5. Market Risk	99
5.1 Interest rate risk	99
5.2 Equity Risk	125
5.3 Real Estate Risk	132
5.4 Mutual Funds	133
5.5 Index-Linked Products Risk	134
5.6 Currency Risk	136
Appendix 5-A: Rating Mappings	143
Chapitre 6. Insurance Risk	144
6.1 Projection of Insurance Liability Cash Flows	145
6.2 Mortality Risk	147
6.3 Longevity Risk	154
6.4 Morbidity Risk	155
6.5 Lapse Risk	160
6.6 Expense Risk	162
6.7 Credit for Reinsurance and Special Policyholder Arrangements	163

Chapitre 7.	Segregated Fund Guarantee Risk.....	168
7.1	Use of Prescribed Factors to Determine the Requirement.....	168
7.2	Internal Model.....	199
7.3	Modes of Calculation.....	251
Chapitre 8.	Operational Risk.....	255
8.1	Operational Risk Formula.....	255
8.2	Operational Risk Exposures and Factors.....	255
Chapitre 9.	Participating and Adjustable Products.....	260
9.1	Participating Product Credit.....	260
9.2	Credit for Contractually Adjustable Products.....	267
9.3	Contractually Adjustable Participating Products.....	271
Chapitre 10.	Credit for Reinsurance.....	273
10.1	Definitions.....	273
10.2	Valuation Basis for Ceded Liabilities.....	273
10.3	Deductions from Available Capital for Unregistered Reinsurance.....	274
10.4	Funds Held and Guarantee Instruments.....	279
10.5	Calculation of Capital Requirements or Eligible Deposits.....	283
Chapitre 11.	Aggregation and Diversification of Risks.....	291
11.1	Within-Risk Diversification.....	291
11.2	Between-Risk Diversification.....	294
11.3	Base Solvency Buffer.....	299
Introduction	1	
Chapter 1.	Overview and General Requirements.....	3
1.1	Overview.....	3
1.2	Minimum ratio, intervention target ratio and internal capital target ratio.....	7
1.3	Accounting Basis.....	10
1.4	General Requirements.....	11
1.5	Definitions.....	17
Chapter 2.	Available Capital.....	18
2.1	Tier 1 Capital.....	18
2.2	Tier 2 Capital.....	42
2.3	Capital Composition and Limitations.....	51
2.4	Transitional Provision.....	52
Chapter 3.	Credit Risk – On-Balance Sheet Items.....	54
3.1	Credit Risk Required Capital for On-Balance Sheet Assets.....	54
3.2	Collateral.....	65
3.3	Guarantees and Credit Derivatives.....	73
3.4	Asset-Backed Securities.....	79
3.5	Repurchase, Reverse Repurchase and Securities Lending Agreements.....	81
Appendix 3-A: Rating Mappings.....		83
Chapter 4.	Credit Risk - Off-Balance Sheet Activities.....	84

4.1	Over-the-Counter Derivative Contracts	84
4.2	Netting of Derivative Contracts	87
4.3	Off-Balance Sheet Instruments, Other than Derivatives	92
4.4	Commitments	94
Chapter 5.	Market risk.....	99
5.1	Interest Rate Risk	99
5.2	Equity Risk	125
5.3	Real Estate Risk	132
5.4	Mutual funds	133
5.5	Index-Linked Products Risk	134
5.6	Currency Risk	136
Appendix 5-A: Rating Mappings		143
Chapter 6.	Insurance Risk	144
6.1	Projection of Insurance Liability Cash Flows	145
6.2	Mortality Risk	147
6.3	Longevity Risk	154
6.4	Morbidity Risk	155
6.5	Lapse Risk	160
6.6	Expense Risk	162
6.7	Credit for Reinsurance Contracts and Special Policyholder Arrangements ..	163

Chapter 7.	Segregated Fund Guarantee Risk.....	168
7.1	Use of Prescribed Factors to Determine the Requirement	168
7.2	Internal Model.....	199
7.3	Modes of Calculation	251
Chapter 8.	Operational Risk	255
8.1	Operational Risk Formula	255
8.2	Operational Risk Exposures and Factors.....	255
Chapter 9.	Participating and Adjustable Products	260
9.1	Participating Product Credit	260
9.2	Credit for Contractually Adjustable Products.....	267
9.3	Contractually Adjustable Participating Products.....	271
Chapter 10.	Credit for Reinsurance	273
10.1	Definitions.....	273
10.2	Adjustments to Available Capital for Unregistered Reinsurance	274
10.3	Funds Held and Guarantee Instruments	279
10.4	Calculation of Capital Requirements or Eligible Deposits.....	283
Chapter 11.	Aggregation and Diversification of Risks	291
11.1	Within-Risk Diversification	291
11.2	Between-Risk Diversification	294
11.3	Base Solvency Buffer	299

Introduction

Objective of the Guideline

The *Insurers Act*, CQLR, Chapter A-32.1 (the “Act”) prescribes that every insurer must adhere to sound and prudent management practices. Moreover, under the Act, the Autorité des marchés financiers may establish guidelines for all authorized insurers, informing them of measures that may be established to satisfy their obligations under Titles II and IV of the Act, including the obligation to adhere to practices that provide for the maintenance of adequate capital to ensure their sustainability.¹

The main purpose of these guidelines is to increase the transparency and predictability of the criteria used by the Autorité des marchés financiers (the “AMF”) to assess whether financial institutions are complying with their obligation to adhere to sound and prudent management practices. The ability of ~~these~~ institutions to ~~meet~~~~discharge~~ their obligations to ~~savers~~, policyholders and beneficiaries² ~~is key to~~ constitutes in particular one of the fundamental components of achieving this objective. This principle is reflected in the capital adequacy requirements for life and health insurers set forth in this Guideline.

Application

This Guideline applies to insurers ~~licensed~~~~authorized~~ to ~~transact insurance~~~~carry on activities as insurers~~ of persons (~~“(life and health insurance”)insurers~~) in Québec (the “insurers”).

Effective Date

This version of the Guideline takes effect on January 1, ~~2024~~ 2023 and is applicable for fiscal years beginning on or after this date. Early application is not permitted.

Interpretation

Because the requirements set forth in this Guideline are intended mainly as guidance for insurers, the terms, conditions and definitions contained therein may not cover all situations arising in practice. ~~An insurer is~~ The results of applying these requirements should therefore not be interpreted as being the only indicator for assessing an insurer's financial position or the quality of its management. Insurers are expected to submit to the AMF beforehand, where applicable, any situation whose treatment is not provided for in this Guideline or for which the recommended treatment seems inadequate. This also applies with respect to any issue arising from an interpretation of the requirements set forth in this Guideline.

¹ Sections 74, 463 and 464 of the Act.

² ~~In this Guideline, “policyholders” could also refer to “savers” and “beneficiaries,” depending on the context.~~

Furthermore, despite the requirements described forth in the guideline, a specific capital requirement may be established for a particular insurer where the AMF determines that the capital treatment is inappropriate.

Chapter 1. Overview and General Requirements

This chapter provides an overview of the Capital Adequacy Requirements for life and health insurance (insurance of persons) (“CARLI”). Details on specific elements of CARLI are contained in subsequent chapters.

1.1 Overview

1.1.1 CARLI Ratios

CARLI measures the capital adequacy of an insurer. It is one of several indicators used by the AMF to assess an insurer’s financial condition. The ratios must not be used in isolation for ranking and rating insurers.

Capital considerations include elements that contribute to financial strength through periods when an insurer is under stress as well as ~~elements that contribute to policyholder and creditor protection during~~ to protect policyholders, beneficiaries and creditors in the event of the insurer’s wind-up.

The **Total CARLI Ratio** is based on policyholder, beneficiary and creditor protection in the event of the insurer’s wind-up. The following formula is used to calculate the ratio:

$$\frac{\text{Available Capital} + \text{Surplus Allowance} + \text{Eligible Deposits}}{\text{Base Solvency Buffer}}$$

The **Core CARLI ratio** is based on the insurer’s financial strength when under stress. The following formula is used to calculate the ratio:

$$\frac{\text{Tier-1 Capital} + 70\% \text{ of Surplus Allowance} + 70\% \text{ of Eligible Deposits}}{\text{Base Solvency Buffer}}$$

The elements included in these formulas are described below.

1.1.2 Available Capital

Available Capital comprises Tier 1 and Tier 2 Capital, and involves certain deductions, limits and restrictions. ~~The definition~~ It includes the capital of subsidiaries consolidated for CARLI purposes (refer to section 1.3). Available Capital is defined in Chapter 2.

1.1.3 Risk Adjustments and Surplus Allowance

The term “Risk Adjustment”, as used in the guideline in relation to a specific block of business, refers to the risk adjustment for non-financial risk reported in the financial statements that is associated with the block of business. The Risk Adjustment excludes all expected credit risk and counterparty default losses, as these are financial risks.

The amount of the Surplus Allowance ~~included~~used in the ~~numerator~~calculation of the Total and Core CARLI Ratios (the “CARLI Ratios”) is ~~based on provisions for adverse deviations (“PfADs”) calculated under the Canadian Asset Liability Method (“CALM”), or any other method prescribed under the Standards of Practice of the Canadian Institute of Actuaries (“CIA”), that is used to determine insurance contract liabilities reported in the insurer’s financial statements.~~³ Any PfAD included in the Surplus Allowance to account for a specific risk must ~~correspond~~equal to a PfAD included in the total liability~~the Net Risk Adjustment (i.e., the Risk Adjustment net of all reinsurance)~~⁴ reported in the financial statements. ~~The specific PfADs included in the Surplus Allowance used to calculate the CARLI Ratios are:~~

- ~~• PfADs relating to scenario assumptions for risk-free interest rates associated with respect of all insurance contracts~~contract other than ~~the Risk Adjustment arising from~~ segregated fund contracts, ~~calculated net of all reinsurance; and~~

~~PfADs for the following non-economic assumptions associated with insurance contracts other than segregated fund contracts, calculated net of registered reinsurance only: insured life mortality, annuitant mortality, morbidity, withdrawal and partial withdrawal, anti-selective lapse, expense and policy owner options.~~⁵ ~~These PfADs are described in the Standards of Practice of the Canadian Institute of Actuaries~~guarantee risks.

~~All other PfADs, including PfADs for economic assumptions other than those related to risk-free interest rates (e.g., credit spreads, foreign currencies and investment expenses), PfADs for non-economic assumptions other than those listed above (e.g., operational risk) and PfADs associated with segregated fund contracts, are excluded from the Surplus Allowance.~~

Determination of the Surplus Allowance amount must be clearly set out in the Capital Guideline Certification Report (refer to section 1.4.1).

1.1.4 Eligible Deposits

Subject to limits,~~Excess Deposits placed in section 6.7.1, guarantee instruments provided~~ by unregistered reinsurers (refer to ~~sections 6.7.1 and 10.5.4~~section 10.4.4) and claims fluctuation reserves (refer to section 6.7.4) may be recognized as Eligible Deposits in the calculation of the ~~Total CARLI Ratio and Core CARLI Ratio Ratios.~~ Recognition of these amounts is subject to the ~~criteria for~~ risk transfer conditions described in section 10.4.

Determination of the amount of Eligible Deposits must be clearly set out in the Capital Guideline Certification Report (refer to section ~~1.4.1~~1.4.1). This description must include the calculation of the guarantee instrument limits and claims fluctuation reserves.

³ ~~The approximations permitted by the CIA Standards of Practice used to calculate the PfAD must also be used for CARLI purposes.~~

⁴ ~~The Surplus Allowance must be reported net of all modified coinsurance, whether it concerns registered or unregistered reinsurance.~~

⁵ ~~The PfADs in the Surplus Allowance include insurance risk PfADs for all business that an insurer has assumed under modified coinsurance arrangements, and exclude insurance risk PfADs for business that the insurer has coded under registered modified coinsurance arrangements.~~

1.1.5 Base Solvency Buffer

Insurers' capital requirements have been set at an intervention target level that aims to align with a conditional tail expectation ("CTE") of 99% ("CTE 99") over a one-year time horizon including a terminal provision. Where necessary, these requirements are set based on expert judgment. The risk capital requirements in this ~~Guideline~~guideline are used to compute capital requirements at the target level.

An ~~insurer's~~insurer's Base Solvency Buffer (refer to section 11.3) is calculated in respect of all of its assets, all written insurance business⁶ and all other liabilities. It is equal to the sum of the aggregate capital ~~requirements,~~requirement net of credits, for each of the six geographic regions, multiplied by a coefficient of ~~[1.05-0]~~. An aggregate capital requirement is calculated for the following regions:

- Canada
- United States
- United Kingdom
- Europe (not including the United Kingdom)
- Japan
- Other countries

~~Liabilities and their associated risks are allocated to geographic regions based on where the original policy underlying the liability was written directly. Assets backing liabilities are allocated to the same region as the liabilities they back. Assets backing surplus, if held in a branch, are allocated to the region in which the branch is registered. Otherwise they are allocated to the region in which the legal entity holding the assets is incorporated.~~

The aggregate capital requirement within a geographic region comprises capital requirement amounts for each of the following five risk components:

- credit risk (Chapters 3 and 4);
- market risk (Chapter 5);
- insurance risk (Chapter 6);
- segregated funds guarantee risk (Chapter 7);
- operational risk (Chapter 8).

The geographic regions to which an insurer's assets and liabilities are allocated vary with the risk for which the capital requirement is calculated.

⁶ All future business written is excluded from the calculation of the Base Solvency Buffer.

1. For credit risk and all market risks other than currency risk, all on- and off-balance sheet assets and liabilities are allocated to the geographic region in which they are held as at the balance sheet date, with the exception of the following items:

a. reinsurance contracts reported as assets;

b. assets pledged as security for reinsurance contracts issued;

c. synthetic asset exposures arising from reinsurance contracts issued (refer to sections 3.1.11 and 5.2.3).

If an asset or liability is held in a branch, the region in which it is held is deemed to be the region in which the branch is registered. Otherwise, the region in which an asset or liability is held is deemed to be the region in which the legal entity holding the asset or liability is incorporated.

The exceptions listed above are allocated to the same geographic regions as those of the corresponding insurance liabilities.

2. For currency risk, the allocation of the capital requirement to geographic regions is described in section 5.6.7.

3. For insurance risk, segregated fund guarantee risk, and operational risk, liabilities and all associated risks are allocated to the geographic regions in which the original contracts underlying the liabilities were issued directly.

Aggregate capital requirements are reduced by credits for qualifying in-force participating and adjustable products (Chapter 9), and risk diversification (Chapter 11). Additionally, the insurer may obtain a credit (via a reduction of specific risk requirements or an amount recognized in Eligible Deposits) for the following risk mitigation arrangements:

- reinsurance (capital requirement for insurance risk as well as other risks for which reinsurance is explicitly recognized);
- collateral, guarantees and credit derivatives (capital requirement for credit risk for fixed-income assets and reinsurance assets/contracts held);
- other derivative instruments serving as hedges (capital requirement for market risk);
- asset securitization (capital requirement for credit risk).

Any arrangement (including securitization) under which a third party accepts to (or consents to) indemnify an insurer for losses arising from insurance risk is treated as reinsurance for capital requirement purposes, and is subject to the requirements in Chapter 10.

Collateral, guarantees and credit derivatives may be used to reduce ~~the~~ credit risk requirements for fixed-income financial assets and registered reinsurance assets/contracts held. The conditions for their use and the capital treatment are described in sections 3.2, 3.3 and ~~40.5.3~~10.4.3. Available Capital/capital deductions for unregistered reinsurance as described in section 10.2 may be reduced using by the use of guarantee instruments, subject to the conditions set out in section 10.3. Derivatives serving as equity hedges may be applied to reduce the market risk requirements for equities, as described in

section 5.2.4, and derivatives serving as ~~foreign exchange~~ currency risk hedges may be applied to reduce the currency risk capital ~~requirement for exchange risk~~ requirements, as described in sections 5.6.2 and 5.6.4. Asset securitization may be used to reduce the capital requirement for credit risk, as ~~provided for~~ stipulated in Chapter 6 (Securitization Provisions) of the AMF's ~~Base~~ Capital Adequacy Guideline for financial services cooperatives (~~COOP~~ belonging to a network, credit unions not members of a federation, trust companies, savings companies and other authorized deposit institutions (the "Capital GL")). Guarantees providing tranching protection are treated as synthetic securitization and fall within the scope of that same chapter.

Reinsurance that is intended to mitigate credit or market risks associated with a ceding insurer's on-balance sheet assets (e.g., equity risk, real estate risk), irrespective of whether it mitigates other risks simultaneously, must meet the conditions and follow the capital treatment specified in sections ~~10.5.3 and 10.5.4~~ 10.4.3 and 10.4.4 in order for an insurer to reduce the capital requirements for these risks.

1.2 Minimum ratio, intervention target ratio and internal capital target ratio

Capital management is a broad process that covers not only the measurement of capital adequacy, but also all the strategies, policies and procedures used by an institution to determine and plan how its capital will be used.

While this guideline ~~describes~~ sets out the AMF's expectations regarding capital adequacy required for sound and prudent management, the objective of the *Capital Management Guideline* issued by the AMF is to articulate the principles that must guide and oversee financial institutions' management of capital on a more global basis; that is, ~~beyond~~ even ahead of the determination of the minimum level of regulatory capital.

In addition to capital management principles such as:

- integration into strategic planning and risk management activities;
- presence of a sound governance structure;
- implementation of a capital management framework consistent with the institution's risk profile as well as of a strategy conducive to maintaining adequate capital levels;

The *Capital Management Guideline* ~~describes~~ sets out the AMF's expectations regarding the different incremental levels of capital⁷ that a financial institution should maintain, taking into account regulatory requirements, its risk profile and its other current ~~or future~~ and projected needs. These levels are established in relation with the requirements related to the calculation of the Total CARLI Ratio.

In the course of its supervisory activities, the AMF expects ~~an insurer~~ insurers to maintain a Total CARLI Ratio of 100% and a Core CARLI Ratio of 70%. These ratios make up the **intervention target ratios**. They allow for early detection of issues by the AMF, so that

⁷ Regulatory capital, internal capital target and excess capital.

intervention can be timely if the insurer's situation so requires, and for there to be a reasonable expectation that the insurer's actions can successfully address the difficulties.

For policyholder and beneficiary protection, an insurer is also required to maintain, continuously and at a minimum, a Total CARLI Ratio of 90%. Likewise, for its overall financial strength, an insurer is required to maintain, continuously and at a minimum, a Core CARLI Ratio of 55%. These are the **minimum ratios**. Thus, the intervention target ratios provide additional capacity to absorb unexpected losses in relation to the risks covered in this Guidelineguideline compared with the minimum ratios.

The intervention target ratios and the minimum ratios correspond to the regulatory capital requirement levels as defined in the *Capital Management Guideline*.

However, the CARLI ~~ratios~~Ratios do not explicitly consider all risks ~~that could occur~~. In fact, these ratios are based on simplifying assumptions common to a standard approach to solvency valuation. Quantifying several of these risks using a standard methodology for all insurers is not warranted at this time, given that, on the one hand, the level of exposure to these risks and the risk profile vary from one insurer to the other and, on the other hand, that using a standard approach to measure them is difficult.

Consequently, the AMF requires that each insurer assess its overall capital adequacy based on its risk profile for the purposes of sound and prudent management. ~~An insurer will therefore determine~~This assessment is made by establishing **internal capital target ratios** that are higher than the intervention target ratios.

To establish its internal capital target ratios, an insurer must determine the capital required to cover the risks related to its operations, considering specifically its risk appetite and the results of sensitivity analyses based on various scenarios and simulations.⁸ Therefore, in addition to the risks covered in the calculation of the CARLI Ratios, the internal capital target ratios must also take into account ~~at least the following~~other risks, including:

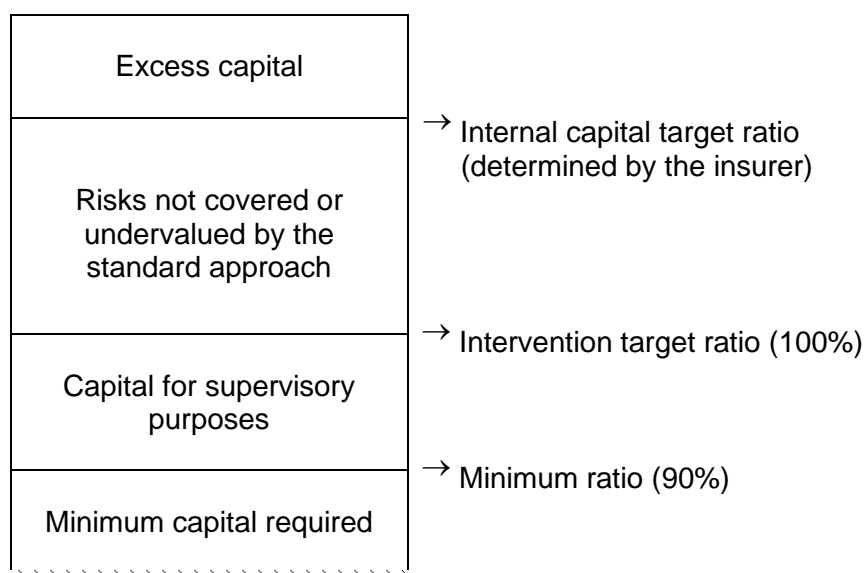
- residual credit, market and insurance risks; for example, some risks related to risk transfers are types of market risks not covered in the calculation of the CARLI Ratios;
- liquidity risk;
- concentration risk;
- legal and regulatory risks;
- strategic risk;
- risk related to access to market capital;
- reputation risk.

⁸ To make sure that internal capital target ratios exceed intervention target ratios, the insurer ~~should~~must express its level of internal target capital as a percentage of the Base Solvency Buffer, assessed as set out in this Guidelineguideline, and ~~should~~ compare the whole with the minimum capital ratios and the intervention target capital ratios.

The determination of the internal capital target ratios allows each insurer to appropriately consider these risks. To be consistent with the required capital for the risks covered by the calculation of the CARLI Ratios, the capital requirement for each identified risk must be calculated at a minimum confidence level equivalent to a CTE (99) over a one-year horizon, including a terminal provision. An insurer can meet this requirement by drawing on, for example, ~~on dynamic capital adequacy testing (“DCAT”)~~ plausible adverse scenarios, for financial condition testing (“FCT”), or ~~on~~-stress testing scenarios. The impact of the various scenarios should be compared with the internal capital target ratios instead of the insurer’s actual capital ratio.

The AMF’s expectations for the Total CARLI Ratio are illustrated in the diagram below:

Minimum ratio, intervention target ratio and internal capital target ratio



In addition, the AMF expects insurers to hold a level of capital in excess of the level the insurer has determined for its internal capital target ratio. This capital may be needed in order to:

- take into account the variable nature of the CARLI Ratios and the possibility that they will fall below their internal capital target ratios in the course of routine ~~operatins~~ due operations owing to, among other ~~reasons, to things, the~~ reasons, to things, the normal ~~market~~ of the markets volatility and the ~~insurer's~~ insurer's results;
- maintain or attain a credit rating;
- innovate by, for example, developing new products;
- take into account business consolidation trends, in particular, opportunities to acquire portfolios or companies;

-
-
- prepare insurers for global industry-wide change, including standard-setting developments such as changes in accounting and actuarial standards.

The internal capital target ratios must be reported in the Capital Guideline Certification Report (refer to section 1.4.1). At the AMF's request, an insurer will be required to justify their internal capital target ratios and document their explanations with an appropriate calculation method and data. The AMF may require an insurer to establish new internal capital target ratios if the justifications do not demonstrate to the AMF's satisfaction that the capital ratios submitted are relevant and sufficient.

In the course of the AMF's supervisory activities, any identified failure to comply with internal capital target ratios will result in AMF intervention commensurate with the circumstances and corrective actions on the part of the insurer to comply with the established targets.

1.3 Accounting Basis

Unless indicated otherwise, the starting basis for the amounts used in calculating Available Capital, Surplus Allowance, Base Solvency Buffer and any of their components (such as Risk Adjustments and contractual service margins) are those reported in, or used to calculate the amounts reported in, the insurer's financial statements and other financial information contained in the LIFE Quarterly Return and LIFE Annual Supplement. These amounts are prepared in accordance with the Generally Accepted Accounting Principles in effect in Canada (GAAP)⁹ in conjunction with the LIFE Annual Return and AMF accounting instructions. Unless indicated otherwise, the contract boundaries used for insurance liability cash flow projections and all other CARLI components must be the same as those used to prepare the insurer's financial statements.

~~These~~The financial statements and information ~~are required to~~must be adjusted as specified below to determine the carrying amounts that are subject to capital charges or are otherwise used in CARLI calculations. The Canadian GAAP financial statements and information must be restated for CARLI purposes and reported in accordance with the following specifications:

- Financial statements must be restated so that only subsidiaries that are not damage insurance (P&C insurance) subsidiaries, dissimilar regulated financial subsidiaries or non-qualifying subsidiaries¹⁰ are reported on a consolidated basis.
- P&C insurance subsidiaries, dissimilar regulated financial subsidiaries and non-qualifying subsidiaries must be deconsolidated and reported using the equity method of accounting.

⁹ The Canadian Accounting Standards Board (ASB) has adopted International Financial Reporting Standards (IFRS) as Canadian GAAP for publicly accountable enterprises, including insurers. The primary source of Canadian GAAP is the Chartered Professional Accountants of Canada Handbook.

¹⁰ See section 2.1.2.7 for the definitions of "P&C insurance subsidiaries", "dissimilar regulated financial subsidiaries" and "non-qualifying ~~subsidiary~~-subsidiaries."

Respecting the treatment of elements related to deconsolidated subsidiaries, only the insurer's share in proportion to all categories of Available Capital must be considered. For example, if the insurer holds an amount of 60 of the shareholder's equity in a deconsolidated subsidiary (Tier₁ Capital of the subsidiary) and an amount of 10 of subordinated debt (Tier₂ Capital of the subsidiary) and an outside investor holds an amount of 20 of shareholder's equity and an amount of 10 of subordinated debt, the insurer's share is 70% (i.e., $(60 + 10) / (60 + 20 + 10 + 10)$).

1.4 General Requirements

1.4.1 Prescribed disclosure form and Capital Guideline Certification Report

The calculations required by this [Guideline](#) and their results must be reported in the prescribed disclosure form (the "CARLI form"). This form is composed of pages from the Quarterly CARLI report, with additional pages from the Annual CARLI Supplement for year-end reporting.

The required report under *CIA Standards of Practice* (the "Capital Guideline Certification Report") must include the memorandum of opinion as to the appropriateness of the capital requirement calculations and, where applicable, the memorandum of opinion as to the appropriateness of internal models used to determine capital requirements respecting segregated fund guarantees.

The CARLI form and the Capital Guideline Certification Report must be delivered to the AMF according to the requirements contained in the AMF Notices relating to filing of returns and other documents available on the AMF website (<http://www.lautorite.qc.ca>).

1.4.2 Authorized official signature and actuary's signature

The first certificate on the front page of the CARLI form must be signed by an insurer official designated by the board of directors. For the year-end report, this person must not be the actuary appointed to perform the duties set out in Chapter VII of Title II of the Act (the "actuary").¹¹

The second certificate found on the title page of the CARLI form is only required for the year-end reporting. It must be signed by the actuary.

1.4.3 Audit

The AMF expects the CARLI [ratios](#) to be audited annually by the appointed auditor charged with the functions provided for under Chapter VII of Title II of the Act.¹² The auditor's opinion should address compliance with this [Guideline](#) with respect to the calculation of the CARLI [ratios](#).

¹¹ Section 115 of the Act.

¹² Sections 115 and 130 of the Act.

1.4.4 Best Estimate Liabilities, Cash Flows and Assumptions

~~Best Estimate Assumptions used to calculate the capital requirements for insurance and market risks are the assumptions used in the CALM base scenario.~~

~~The Best Estimate Assumptions consist of:~~

- ~~• base scenario assumptions for interest rates as specified in the *CIA Standards of Practice*; and~~
- ~~• best estimates for all other assumptions, where these assumptions are consistent with the base scenario for interest rates.~~

~~Best Estimate Liabilities for one or more contracts represents the present value of the probability-weighted mean taken over the full range of possible future cash flows for the contracts. If the insurance contract liability for the contracts is reported using the IFRS 17 general measurement model or variable fee approach, then the Best Estimate Liability for the contracts is equal to the reported insurance contract liability minus the sum of the Risk Adjustment and contractual service margin.¹³~~

~~Best Estimate Cash Flows for one or more contracts, which are used to calculate capital requirements for insurance risk, are the estimate of future cash flows whose present value determines Best Estimate Liabilities. If the estimate of future cash flows consists of multiple cash flow projections, then Best Estimate Cash Flows are the probability-weighted estimate of future cash flows. If an insurance contract liability for one or more contracts is reported using the IFRS 17 premium allocation approach, then Best Estimate Cash Flows comprise outflows of projected future reductions in the liability for the remaining coverage that will be recognized as insurance revenue, and inflows of projected future premium receipts.~~

~~Best Estimate Assumptions are the assumptions underlying Best Estimate Cash Flows. If the estimate of future cash flows consists of multiple cash flow projections, then Best Estimate Assumptions comprise all sets of assumptions that are used to determine any of the cash flow projections.~~

1.4.5 Use of Approximations

Insurers must adhere to *CIA Standards of Practice* on materiality and approximations with respect to approximations permitted within the CARLI. All approximations used, along with the vetting completed to measure the effectiveness of approximations, and the steps taken to refine and correct ineffective approximations, must be reported in the Capital Guideline Certification Report.

In addition, insurers must follow these instructions-adhere to the following specifications:

¹³ For participating policies, the Best Estimate Liability excludes all liability accounts that are recognized within Available Capital.

Approximations of CARLI calculations are not permitted if most of the data or information is available from other internal processes and is used to calculate liabilities for financial statement purposes. For example, if ~~an~~the insurer performs its CALM-testing liability cash flow projections in real time, it must not use in-arrears asset and liability cash flows for CARLI purposes. In this case, the approximations for CARLI must only be used if the actual calculation cannot be performed in real time (i.e., it is done in-arrears for valuation).¹⁴

Insurers must use approximations consistently from one quarter to the next, unless reviews of their effectiveness require a modification to improve accuracy or an improvement in the insurer's processes renders the approximation unnecessary.

The following approximations may be used in the calculation of the corresponding CARLI components.¹⁵

1. ~~Sections 2.1.1.5, 2.1.2.6 and 2.2.1.4~~Section 2.1.1: For the volatility adjustment for changes in cost of guarantee liabilities included in Gross Tier 1 Capital, the insurer may approximate the quarterly change in the intrinsic value of the guarantees by calculating the sensitivity of the intrinsic value at the start of the quarter and then estimating the change in the intrinsic value based on the actual market movements that have occurred during the quarter. If such an approximation is used, the approximation method must be used consistently over the entire permitted period and sensitivities must be updated each quarter to ensure that quarter-end estimates remain appropriate.
- 4.2. ~~Sections 2.1.1.5, 2.1.2.6 and 2.2.1.4~~: Insurers may approximate marginal capital requirements by using quarter-in-arrears data to determine the ratio of the marginal solvency buffer to the stand-alone solvency buffer (refer to section ~~4.5.3~~1.5.3), and then multiplying this ratio by the current standalone solvency buffer. Additionally, an approximation based on quarter-in-arrears data may be used to calculate marginal capital requirements in sections ~~2.1.1.5 and 2.2.1.4~~ 2.1.1.5 and 2.2.1.4 if the amount of capital held by third-party investors or attributable to non-controlling interests remains well below the applicable limit.
3. ~~Section 2.1.2.9.22.1.2.9~~Section 2.1.2.9: Contract-by-contract liabilities may be calculated with either the time value of guarantees (refer to section 5.1.3.23) or total cost of guarantees allocated proportionally by face amount.
- 2.4. ~~Section 2.1.2.9.2~~: An insurer may use quarter-in-arrears data to determine the individual and total ~~policy contract~~ requirements rc_{vol} , rc_{cat} , RC_{vol} , and RC_{cat} .
- 3.5. ~~Section 3.1.23.1.2~~: Quarter-in-arrears cash flows may be used to approximate the effective maturities of credit exposures subject to this section. If this approximation is used, an insurer must make appropriate adjustments for significant changes in asset

¹⁴ Approximations 8 and 9 below may be used despite this condition.

¹⁵ Only the approximations listed below may be used to calculate CARLI components that affect the CARLI Ratios materially. Other immaterial approximations may be used in the determination of the CARLI Ratios.

inventory, due in particular to disposals or maturities that have occurred since the last quarter-end.

In a low-interest rate environment where an insurer is using the weighted average approach to calculate the effective maturity of exposures to affiliated companies, the insurer may apply weights based on market value instead of undiscounted cash flows to the individual exposures.

~~4.6. Section 3.1.7 and 3.1.8: An insurer: Insurers~~ may estimate the ~~proportions~~proportion of ~~registered reinsurance receivables and premium receivables~~contract held assets that ~~have been outstanding for less than 60 days and 60 days or more~~is currently receivable using quarter-in-arrears data.

~~5.7. Section 3.1.7: An insurer~~Insurers may approximate reinsurance contract held assets by reinsurer for the purpose of applying the zero floor by using quarter-in-arrears data to determine the percentage of liabilities ceded to each reinsurer, and multiplying these percentages by ~~the~~ total current ceded liabilities.

~~8. Section 3.1.8: An insurer may estimate the proportions of balance sheet receivables that have been outstanding for less than 60 days and 60 days or more using quarter-in-arrears data.~~

~~6.9. Sections 5.1.2 and 5.1.3: Quarter-in-arrears cash flows, in combination with updates~~roll-forwards and ~~adjustments that an insurer uses for its in-arrears CALM cash flow testing~~true-ups to capture material changes during the quarter, may be used to determine the most adverse scenario and project all cash flows. If such an approximation is used, the insurer must be able to demonstrate that the adjusted cash flows were developed from the same data used for financial statement reporting of the previous quarter.

~~7.10. Section 5.1.3.3: Adverse impacts of restating dividends on paid-up additional insurance may be ignored.~~

~~8. Sections 5.1.3.17 and 6.1: Investment income taxes and tax timing differences may be projected under the CALM worst interest rate scenario instead of the base scenario.~~

~~9.11. Section 5.6.15.6.1: An insurer may approximate the maximum amount of the offsetting short position for a currency within a geographic region (refer to section 4.1.51.1.5) using the following formula:~~

$$120\% \times \frac{BCR_{currency}}{\sum BCR} \times ICR$$

where:

- $BCR_{currency}$ is the basic capital requirement, defined below, for business denominated in the currency under consideration;
- $\sum BCR$ is the sum of all basic capital requirements ~~for~~in all currencies within the region;
- ICR is the individual capital requirement for the region, with all requirements for currency risk excluded, the requirement for insurance risk calculated net of all

reinsurance, and all credits for within-risk diversification, between-risk diversification, and participating and adjustable products applicable to the aggregated requirements taken into account.

The basic capital requirement, $BCR_{currency}$, is the sum of the following amounts that are denominated in the currency under consideration:

- 2.8% of all liabilities;
- 0.24% of the net amount at risk (i.e., the face amount minus Best Estimate Liability) for term insurance products and other life insurance products that do not have significant cash values;
- 2.4% of liabilities:
 - life insurance products that offer significant cash values;
 - participating contracts;
 - accident, health and disability coverage;
- 4.8% of annuity liabilities;
- 4.4% of liabilities for guaranteed investment certificates (GICs) or of notional value for synthetic GICs (e.g., wraps); and
- 4.8% of guaranteed value for segregated funds.

In the above sum, insurance liabilities, net amounts at risk and guaranteed value of segregated funds must be based on Best Estimate Assumptions and must be measured net of all reinsurance. The guaranteed value of segregated funds is defined to be the actuarial present value of all benefits due payable to policyholders and beneficiaries assuming that all account values are zero, and remain at zero for the life of the policies contracts.

~~Up to and including year-end 2020, insurers may approximate the maximum amount of the offsetting short position for a currency within a geographic region using this formula:~~

$$120\% \times \frac{L_{currency}}{\sum L} \times ICR$$

~~where:~~

- ~~$L_{currency}$ is the amount of liabilities in the currency under consideration;~~
- ~~$\sum L$ is the total amount of liabilities in all currencies in the region.~~

~~10.12.~~ Sections ~~6.2.1~~6.2.1 and 6.5.1: Insurers may use cash flows with a lag of up to one year when conducting the tests used to determine which products are life supported and death supported, or lapse supported and lapse sensitive.¹⁶

~~11.13.~~ ~~Sections~~Section 6.2.2.1: Insurers may use a lag of up to one year when calculating the ratio of the individual life volatility risk component to the amount of the following year's expected claims.¹⁷

~~12.14.~~ ~~Sections 6.4.3, 6.4.4, 6.5.3, 6.5.4 and 6.6.1~~Sections 6.4.3, 6.4.4, 6.5.3, 6.5.4 and 6.6.1: For the volatility and catastrophe components of morbidity and lapse risks, the shocks applied to best estimate assumptions are for the first year only, and zero thereafter. If an insurer is unable to apply shocks for partial calendar years due to software limitations, it may instead apply the shock for the remaining portion of the calendar year, and a different shock for the entirety of the following calendar year. The second shock must be equal to the CARLI shock multiplied by the proportion of the current calendar year that has elapsed. For example, if the insurer is preparing a CARLI filing for the end of Q1 20x1, and CARLI specifies an insurance risk shock of 30%, then the insurer may use a shock of 30% for the remainder of 20x1, and a 7.5% shock for all of 20x2.

If this approximation is used for expense risk, the second shock representing the carryover from the first year must be added to the 10% shock in the second year.

~~13.15.~~ Section ~~6.5.3~~6.5.3: An insurer may approximate the requirement for lapse volatility by determining the present value of cash flows for a shock of +/- 30% in the first year, and subtracting the present value of ~~best estimate cash flows~~Best Estimate Cash Flows.

~~14.16.~~ Sections 6.7.1, 6.7.4 and 9.2: In order to determine a marginal insurance risk solvency buffer, insurers may use quarter-in-arrears data to determine the ratio of the marginal insurance risk solvency buffer to the standalone insurance risk solvency buffer, and then apply this ratio to the current standalone insurance risk solvency buffer. An insurer may use this approximation if changes from the previous quarter (e.g., diversification credit or the relative weights of different risks) do not have a material impact on the results.

1.4.6 Joint operation of life and health insurance and P&C insurance

The financial statements of an insurer operating in both life and health insurance and P&C insurance must be split into a life and health insurance sector and a P&C insurance sector while attributing all balance sheet items and off-balance-sheet instruments to one or the other sector. The P&C insurance sector must be treated as if it were a qualifying P&C insurance subsidiary and the treatment provided for this type of subsidiary under this guideline must be applied to it (refer to sections 1.3, 2.1.2.7 and 2.2.3.2).

¹⁶ If the cash flows under IFRS 17 are not available in 2023, an insurer may base the approximation on cash flows that were determined during 2022 under the accounting standards that existed prior to the adoption of IFRS 17.

¹⁷ If the cash flows under IFRS 17 are not available in 2023, an insurer may base the approximation on cash flows that were determined during 2022 under the accounting standards that existed prior to the adoption of IFRS 17.

For a subsidiary operating in both life and health insurance and P&C insurance, the P&C insurance sector must also be treated as if it were a P&C subsidiary and the treatment provided for this type of subsidiary under this guideline must be applied to it (refer to sections 1.3, 2.1.2.7 and 2.2.3.2).

1.5 Definitions

1.5.1 Concepts pertaining to corporate relationships and terminology

Unless the context indicates otherwise, concepts pertaining to corporate relationships, such as subsidiaries, associates, joint ventures and related entities, as well as terminology, must be interpreted in accordance with GAAP.

1.5.2 Significant interest in a legal person

For the purposes of this [Guideline](#), an insurer has a significant interest in a legal person when it and the entities it controls have effective ownership:

- either a total number of shares with more than 10% of the voting rights attached to all outstanding shares of this legal person;
- or a total number of shares representing ownership of more than 25% of the shareholders' equity of this legal person.

1.5.3 Individual capital requirement and marginal capital requirement

Whereas the Base Solvency Buffer is the capital requirement calculated for the aggregate of an insurer's business, an individual capital requirement is calculated for a ~~part~~[portion](#) of the business independently of the insurer's other business, and a marginal capital requirement is calculated for a part of the business taking into account the insurer's other business. The marginal capital requirement measures the impact on the Base Solvency Buffer of removing a portion of the business, taking into account the effect of the risk diversification credit. For example, if the business of an insurer consists of two portfolios A and B and their individual capital requirements are respectively 30 and 50, and the insurer's Base Solvency Buffer is 70, the marginal capital requirement of portfolio A is equal to 20, or the difference between the insurer's Base Solvency Buffer (70) and the individual capital requirement of portfolio B (50). In other words, the marginal capital requirement of portfolio ~~A~~ represents the impact on the insurer's Base Solvency Buffer of removing this portfolio.

Chapter 2. Available Capital

This chapter defines the elements included in Available Capital, sets out qualifyingeligibility criteria for capital instruments, and sets capital composition limits.

The primary considerations to determine the qualificationeligibility of an insurer's capital elements include:

1. availability: whether the capital element is fully paid in, and the extent to which it is fully available to absorb losses;
2. permanence, the period for which the capital element is available to absorb losses;
3. absence of encumbrances and mandatory servicing costs: the extent to which the capital element is free from mandatory payments or encumbrances; and
4. subordination: the extent to, and the circumstances under which the capital element is subordinated to the rights of policyholders, beneficiaries and general creditors of the insurer in an insolvency or winding-up.

Total Available Capital comprises Tier-1 and Tier-2 Capitalcapital, which are defined in sections 2.1 and 2.2 below.

2.1 Tier 1 Capital

2.1.1 Gross Tier 1 Capital

Gross Tier-1 Capital is equal to the sum of the following items, from which the equity adjustment for CARLI purposes is subtracted:

Tier-1 Capital Instruments

- Common shares issued by the insurer that meet the criteria specified in section 2.1.1.1;
- Tier-1 Capital Instruments issued by the insurer, other than Common Shares:
 - that meet the criteria specified in sections 2.1.1.2 to 2.1.1.4; or
 - that do not meet the criteria specified in sections 2.1.1.2 to 2.1.1.4, but, if they were issued prior to September-25, 2014, they meet the criteria specified in sections 2.2.5.1 or 2.2.5.2 of the version of the *Capital Adequacy Requirements Guideline* issued by the AMF effective January-1, 2014 (the "2014 CAR Guideline")¹⁸ (these instruments are subject to the transition measures in section 2.4.1);

¹⁸ The 2014 CAR Guideline is available starting on page 23051,792 of section 5.2 of the *AMF Bulletin* of December-19, 2013, Volume 10, No. 50.

- Instruments issued by consolidated subsidiaries of the insurer and held by third-party investors:
 - that meet the criteria for classification as Common Shares as specified in section 2.1.1.1, or as Tier 1 Capital Instruments other than Common Shares as specified in sections 2.1.1.2 to 2.1.1.4 (these instruments are subject to the conditions in section 2.1.1.5 and the transition measures in section 2.4.2); or
 - that do not meet the criteria specified in sections 2.1.1.2 to 2.1.1.4, but, if they were issued prior to September 25, 2014, they meet the criteria specified in sections 2.2.5.1 or 2.2.5.2 of the 2014 CAR Guideline (these instruments are subject to the transition measures in sections 2.4.1 and 2.4.2);

Tier 1 elements other than capital instruments

- contributed surplus, comprising:
 - share premium resulting from the issuance of capital instruments included in Gross Tier 1 Capital;¹⁹ and
 - other contributed surplus, resulting from sources other than profits (e.g., members' contributions and initial funds for mutual companies and other contributions by shareholders in excess of amounts allocated to share capital for joint stock companies), with the exception of any share premium resulting from the issuance of capital instruments included in Tier 2 Capital;
- retained earnings;
- volatility adjustment for changes in cost of guarantee liabilities: an insurer may, at its option and for a limited period of seven quarters, elect to partially reverse the changes in liabilities that have occurred for the cost of guarantees for all products (excluding segregated funds) since the end of the previous quarter. This is a one-time election that must be made within three months after the effective date of IFRS 17 and cannot be changed thereafter. If the insurer elects to use the adjustment, then starting one quarter after the implementation of IFRS 17, a percentage of the quarterly increase (decrease) in the liability for cost of guarantees caused by market movements is added to (subtracted from) Gross Tier 1 Capital.²⁰ The percentage used for the adjustment is 50% during the first year after the adoption of IFRS 17 and 25% during the following year.

Market movements include changes in risk-free interest rates, equity prices and credit spreads. Insurers may use their own internal processes to determine the portion of the change in liability for cost of guarantees that has occurred due to market movements. The liability for cost of guarantees to which the partial reversal is applied comprises the liabilities for both the intrinsic value of the guarantees and the time value of the guarantees (refer to section 5.1.3.23).
- adjusted accumulated other comprehensive income ("AOCI");

¹⁹ Where repayment of the premium is subject to AMF approval.

²⁰ An approximation may be used under section 1.4.5.

- participating account;²¹
- non-participating account of mutual companies;²²
- Tier 1 elements, other than capital instruments, attributable to non-controlling interests that satisfy the conditions in section 2.1.1.5;
- ~~equity adjustment for CARLI purposes defined below.~~
- tax adjustments and amounts recoverable on surrender related to contract-by-contract negative liabilities ceded under unregistered reinsurance (refer to sections 10.2.5 and 10.2.6).

To determine adjusted AOCI, the following ~~items~~adjustments are ~~reversed from~~applied to the total reported AOCI:

- the impact of ~~changes to own credit risk: Accumulated~~accumulated after-tax gains or losses on fair-valued liabilities ~~that arise~~arising from changes to the insurer's own credit risk is reversed;
- ~~cash flow hedge reserve: Accumulated~~the impact of accumulated fair value gains and losses on derivatives held as cash flow hedges relating to the hedging of items that are not fair-valued on the balance sheet (e.g., loans and debt obligations); is reversed;
- ~~owner-occupied property: Accumulated~~the accumulated after-tax fair value revaluation gains on own-use property (revaluation method); are subtracted.

Equity~~The equity~~ adjustment for CARLI purposes includes the ~~reversal~~adjustment of the following items:

- the impact of ~~changes~~all contractual service margins reported in the financial statements is reversed:
 - all margins reported as liabilities in the financial statements,²³ other than those in respect of segregated fund contracts with guarantee risks, are subtracted from the adjustment;

²¹ For mutual companies, this refers to residual interest reported as equity or as a liability in the LIFE return. For joint stock companies, this refers to: (i) contributions to the participating surplus reported as liabilities in the LIFE return; and (ii) amounts reported as Participating Account Policyholders' Equity in the LIFE return. Expected shareholder transfers from the participating account included within the contractual service margins are excluded from the participating account, as contractual service margins are included in the determination of equity for CARLI purposes below.

²² This amount also includes residual interest reported as a liability in the LIFE return.

²³ The portion of contractual service margins attributable to non-controlling interests, as described in section 2.1.1.5, is excluded from this section and must instead be subject to the limits set out in section 2.1.1.5.

➤ all margins reported as assets in the financial statements,²⁴ other than those in respect of segregated fund contracts with guarantee risks, are added to own credit risk: Accumulated the adjustment;

- the impact of accumulated after-tax gains and/or losses on fair-valued liabilities that arise/arisng from changes to anthe insurer's own credit risk is reversed;
- the impact of the following elements/items related to property is reversed:
 - after-tax fair value gains or losses on owner-occupied property upon conversion to IFRS (cost model);²⁵
 - accumulated after-tax revaluation loss on owner-occupied property (revaluation method);
 - gains or losses up to the transfer date on owner-occupied property that was previously classified as investment property;²⁶
- the impact of any discretionary participation features reported in a component of equity that is included in Gross Tier-1 Capital is reversed.

2.1.1.1 Qualifying Criteria for Common Shares

Capital instruments classified as common shares must meet all of the following criteria.

1. The instrument represents the most subordinated claim in the event of liquidation of the insurer.
2. The investor is entitled to a claim on the residual assets that is proportional with its share of issued capital, after all senior claims have been repaid in the event of liquidation (i.e., it is an unlimited and variable claim, not a fixed or capped claim).
3. The instrument is perpetual and never repaid outside of liquidation, setting aside discretionary repurchases or other means of effectively reducing capital in a discretionary manner that are allowable under relevant law and subject to the prior authorization of the AMF.
4. The insurer does not create an expectation at issuance that the instrument will be bought back, redeemed or cancelled, nor do the promotional material and the statutory or contractual terms provide any feature which might give rise to such expectation.

²⁴ The portion of contractual service margins attributable to non-controlling interests, as described in section 2.1.1.5, is excluded from this section and must instead be subject to the limits set out in section 2.1.1.5.

²⁵ Amounts reversed must equal the difference between deemed cost on transition to IFRS (January-1, 2010 for insurers whose fiscal year ends on December-31) and the moving average market value immediately prior to conversion to IFRS (December-31, 2010 for these same insurers).

²⁶ The amount of the reversal is the difference between the property's deemed cost on the date of transfer into owner-occupied property and either the moving average market value immediately prior to conversion to IFRS, net of subsequent depreciation (if booked) if the property was acquired before conversion to IFRS, or the original acquisition cost net of subsequent depreciation (if booked) if the property was acquired after conversion to IFRS.

5. Distributions are paid out of distributable items (retained earnings included). The level of distributions is not in any way tied or linked to the amount paid in at issuance and is not subject to a contractual cap (except to the extent that an insurer is unable to pay distributions that exceed the level of distributable items or to the extent that distributions on senior ranking capital must be paid first).
6. There are no circumstances under which the distributions are obligatory. Non-payment is therefore not an event of default.
7. Distributions are paid only after all legal and contractual obligations have been met and payments on more senior capital instruments have been made. This means that there are no preferential distributions, including in respect of other elements classified as the highest quality issued capital.
8. It is in the form of issued capital that takes the first and proportionately greatest share of any losses as they occur. Within the highest quality capital, each instrument absorbs losses on a going-concern basis proportionately and *pari passu* with all the others.
9. The paid-in amount is recognized as equity capital (i.e., not recognized as a liability) for determining a liquidation balance sheet (insolvency balance sheet).
10. It is directly issued and paid-in,²⁷ and the insurer cannot directly or indirectly have funded the purchase of the instrument. Where the consideration for the share is other than cash, the issuance of the common share is subject to the prior authorization of the AMF.
11. The paid-in amount is neither secured nor covered by a guarantee²⁸ of the issuer or related entity.²⁹ Nor is it subject to any other arrangement that legally or economically enhances the seniority of the claim.
12. It is only issued with the approval of the owners of the issuing insurer, either given directly by the owners or, if permitted by applicable law, given by the Board of Directors or by other persons duly authorized by the owners.
13. It is clearly and separately disclosed as equity on the insurer's balance sheet, prepared in accordance with relevant accounting standards.

The criteria for common shares also apply to non-joint stock companies, such as mutual insurance companies, taking into account their specific constitutions and legal structures. The application of the criteria must preserve the quality of the instruments by requiring that they are deemed fully equivalent to common shares in terms of their capital quality, including their loss absorption capacity, and do not possess features which could cause the condition of the insurer to be weakened as a going concern during periods when the insurer is under stress.

²⁷ Paid-in capital generally refers to capital that has been received with finality by the insurer, is reliably valued, fully under the insurer's control and does not directly or indirectly expose the insurer to the credit risk of the investor.

²⁸ In the context of this [Guideline](#), the terms "secured" and "guarantee" are used generically.

²⁹ A related entity can include a parent company, a sister company, a subsidiary or any other affiliate. A holding company is a related entity irrespective of whether it forms part of the consolidated insurance group.

2.1.1.2 Qualifying Criteria for Tier-1 Capital Instruments Other than Common Shares

Instruments, other than common shares, qualify as Tier-1 Capital if all of the following criteria are met.

1. The instrument is issued and paid-in in cash or, subject to the prior authorization of the AMF, in other means.
2. The instrument is subordinated to policyholders, beneficiaries, general creditors, and subordinated debt holders of the insurer.
3. The instrument is neither secured nor covered by a guarantee of the issuer or related entity or other arrangement that legally or economically enhances the seniority of the claim vis-à-vis the insurer's policyholders, beneficiaries and creditors.³⁰
4. The instrument is perpetual, i.e., there is no maturity date and there are no step-ups³¹ or other incentives to redeem.³²
5. The instrument may be callable at the initiative of the issuer only after a minimum of five years.
 - a. To exercise a call option an insurer must receive prior authorization of the AMF.
 - b. An insurer's actions and the terms of the instrument must not create an expectation that the call will be exercised.
 - c. An insurer must not exercise the call unless it fulfils one of the following conditions:
 - i. It replaces the repurchased or called instrument with the same amount of capital of the same or better quality, including through an increase in retained earnings, and the replacement of this capital is made on terms that are sustainable for the income capacity of the insurer.³³
 - ii. The insurer demonstrates that its capital position is well above internal capital target ratios after the call option is exercised.³⁴

³⁰ Further, where an issuer uses a "special purpose entity" (SPE) to issue capital to investors and provides explicit support, including overcollateralization, such support would constitute enhancement in breach of this criterion.

³¹ A step-up is defined as a call option combined with a pre-set increase in the initial credit spread of the instrument at a future date over the initial dividend (or distribution) rate after taking into account any swap spread between the original reference index and the new reference index. Conversion from a fixed rate to a floating rate (or vice versa) in combination with a call option without any increase in credit spread would not constitute a step-up.

³² A call option combined with a requirement or an investor option to convert the instrument into common shares if the call is not exercised constitutes an incentive to redeem.

³³ Replacement issuances can be concurrent with but not after the instrument is called.

³⁴ ~~internal~~Internal capital target ratios are defined in section 1.2.

6. Any repayment of principal (e.g., through repurchase or redemption) requires the AMF's prior authorization and insurers must not assume or create market expectations that such authorization will be given.
7. The dividend or coupon payments must be discretionary.
 - a. The insurer must have full discretion at all times to cancel distributions/payments.³⁵
 - b. Cancellation of discretionary payments must not be an event of default or credit event.
 - c. Insurers must have full access to cancelled distributions to meet obligations as they fall due.
 - d. Cancellation of distributions/payments must not impose restrictions on the insurer except in relation to distributions to common shareholders.
8. Dividends/coupons must be paid out of distributable items.
9. The instrument cannot have a credit sensitive dividend feature, i.e., a dividend/coupon that is reset periodically based in whole or in part on the insurer's credit standing, such as its credit rating or its CARLI ~~ratios~~ Ratios.³⁶
10. The instrument cannot contribute to liabilities exceeding assets if such a balance sheet test forms part of insolvency law.
11. Other than preferred shares, instruments included in Tier-1 capital instruments must be classified as equity per relevant accounting standards.
12. Neither the insurer nor a related party over which the insurer exercises control or significant influence can have purchased the instrument, nor can the insurer directly or indirectly have funded the purchase of the instrument.
13. The instrument cannot have any features that hinder recapitalization, such as provisions that require the issuer to compensate investors if a new instrument is issued at a lower price during a specified time frame.
14. If the instrument is not issued out of an operating entity³⁷ or the holding company in the consolidated group (e.g., it is issued by a special purpose entity), proceeds must

³⁵ A consequence of full discretion at all times to cancel distributions/payments is that "dividend pushers" are prohibited. An instrument with a dividend pusher obliges the issuing insurer to make a dividend/coupon payment on the instrument if it has made a payment on another (typically, more junior) capital instrument or share. This obligation is inconsistent with the requirement for full discretion at all times to cancel distributions/payments. Furthermore, the term "cancel distributions/payments" means to forever extinguish these payments. It does not permit features that require the insurer to make distributions/payments in kind at any time.

³⁶ Insurers may use a broad index as a reference rate in which the issuing insurer is a reference entity; however, the reference rate must not exhibit significant correlation with the insurer's credit standing. If an insurer plans to issue capital instruments where the margin is linked to a broad index in which the insurer is a reference entity, the insurer must ensure that the dividend/coupon is not credit-sensitive.

³⁷ An operating entity is an entity set up to conduct business with clients with the intention of earning a profit in its own right.

be immediately available without limitation to an operating entity or the holding company in the consolidated group in a form that meets or exceeds all of the other qualifying criteria of Tier-1 Capital.³⁸

Purchase for cancellation of Tier 1 Capital Instruments Other than Common Shares is permitted at any time with the prior authorization of the AMF. For further clarity, a purchase for cancellation does not constitute a call option as described in the qualifying criteria of this section.

Tax and regulatory event calls are permitted during an instrument's life subject to the prior authorization of the AMF and provided the insurer was not in a position to anticipate such an event at the time of issuance. Where an insurer elects to include a regulatory event call in an instrument, this event must be "the date specified in a letter from the AMF to the insurer on which the instrument will no longer be recognized in full as eligible Tier 1 Capital of the insurer on a consolidated basis".

Dividend stopper arrangements that stop payments on Common Shares or Tier 1 Capital Instruments Other than Common Shares are permissible provided the stopper does not impede the full discretion the insurer must have at all times to cancel distributions or dividends on the Tier 1 Capital Instruments Other than Common Shares, nor must it act in a way that could hinder the recapitalization of the insurer pursuant to criterion-13 above. For example, it would not be permitted for a stopper on Tier 1 Capital Instruments Other than Common Shares to:

- attempt to stop payment on another instrument where the payments on the other instrument were not also fully discretionary;
- prevent distributions to shareholders for a period that extends beyond the point in time that dividends or distributions on this instrument are resumed;
- impede the normal operation of the insurer or any restructuring activity, including acquisitions or disposals.

A dividend stopper may also act to prohibit actions that are equivalent to the payment of a dividend, such as the insurer undertaking discretionary share buybacks.

Where an amendment or variance of the terms and conditions of a Tier 1 Capital Instrument Other than Common Shares affects its recognition as Available Capital, such amendment or variance will only be permitted with the prior authorization of the AMF.³⁹

³⁸ For greater certainty, the only assets the special purpose entity may hold are intercompany instruments issued by the insurer or a related entity with terms and conditions that meet or exceed the Tier 1 criteria. Put differently, instruments issued to the special purpose entity have to fully meet or exceed all of the eligibility criteria for Tier-1 Capital as if the special purpose entity itself was an end investor – i.e., the insurer cannot issue a lower quality capital or senior debt instrument to a special purpose entity and have the special ~~purpose~~ purpose entity issue higher quality capital instruments to third-party investors so as to receive recognition as Tier-1 Capital.

³⁹ Any modification of, addition to, or renewal of an instrument issued to a related party is subject to the provisions of the Act relative to transactions with persons or groups related to the insurer.

Insurers are permitted to “re-open” offerings of capital instruments to increase the principal amount of the original issuance provided that call options will only be exercised, with the prior authorization of the AMF on or after the fifth anniversary of the closing date of the latest re-opened tranche of securities. However, the insurer may not re-open the offering if:

- the initial issue date for the offering was on or before September 24, 2014; and
- the offering does not meet the criteria of this section.

Defeasance options may only be exercised on or after the fifth anniversary of the closing date with the prior authorization of the AMF.

2.1.1.3 Tier 1 Capital Instruments Other than Common Shares Issued to a Parent

In addition to the qualifying criteria and minimum requirements specified in this [Guideline](#), Tier 1 Capital Instruments Other than Common Shares Issued to a Parent by an insurer, either directly or indirectly, can be included in Available Capital subject to the insurer providing prior notification of the intercompany issuance to the AMF together with the following:

- a copy of the instrument’s terms and conditions;
- the intended classification of the instrument for Available Capital purposes;
- the rationale for not issuing common shares in lieu of the subject capital instrument;
- confirmation that the rate and terms of the instrument are at least as favourable to the insurer as market terms and conditions;
- confirmation that the failure to make dividend or interest payments, as applicable, on the subject instrument would not result in the parent, now or in the future, being unable to meet its own debt servicing obligations, nor would it trigger cross-default clauses or credit events under the terms of any agreements or contracts of either the insurer or the parent.

2.1.1.4 Tier 1 Capital Instruments Other than Common Shares Issued out of Branches and Subsidiaries Outside Canada

In addition to any other requirements prescribed in this [Guideline](#), where an insurer wishes to include, in its consolidated Available Capital, Tier 1 Capital Instruments Other than Common Shares issued out of a branch or subsidiary of the insurer outside Canada, it must provide the AMF with the following:

- a copy of the instrument’s terms and conditions;
- certification from a senior executive of the insurer, together with the insurer’s supporting analysis, that confirms that the instrument meets the qualifying criteria for the tier of Available Capital in which the insurer intends to include the instrument on a consolidated basis;

- an undertaking whereby both the insurer and the subsidiary confirm that the instrument will not be redeemed, purchased for ~~cancellation~~cancellation, or amended without the prior authorization of the AMF. Such undertaking will not be required where the prior authorization of the AMF is incorporated into the terms and conditions of the instrument.

2.1.1.5 Consolidated Subsidiaries Having Issued Tier-1 Instruments to Third-Party Investors and Non-Controlling Interests

The following capital instruments and elements may receive partial recognition in the consolidated Tier-1 Capital of the parent insurer:⁴⁰

- i. Common Shares and Tier 1 Capital Instruments Other than Common Shares, issued by subsidiaries of the insurer (with the exception of deconsolidated subsidiaries for the purposes of this Guideline~~guideline~~) and held by third-party investors; and
- ii. Tier-1 elements, other than capital instruments, attributable to non-controlling interests.⁴¹

A Tier-1 Capital instrument issued by a consolidated subsidiary and held by a third-party investor may be included in the consolidated Tier-1 Capital if:

1. it is issued for the capitalization of the parent insurer and meets all of the following criteria:
 - a. the subsidiary uses the proceeds of the issue to purchase a similar instrument from the parent insurer that meets the criteria in section 2.1.1.1 or sections ~~2.1.1.2~~ 2.1.1.2 to 2.1.1.4;
 - b. the terms and conditions of the issue, as well as the intercompany transfers, must ensure that the investor is placed in the same position as if the instrument were issued by the parent insurer;
 - c. the instrument held by the third-party investor is not implicitly secured by other assets, such as cash, held by the subsidiary;

or
2. ~~It~~it was issued prior to October-28, 2016 and qualifies for recognition in consolidated Available Capital under section ~~2.4.2~~ 2.4.2.

⁴⁰ If an insurer's consolidated financial statements include an unleveraged mutual fund entity that is not subject to deduction from Available Capital, and a portion of the fund's units are exempt from the requirements of section 5.4, all non-controlling interests in the mutual fund entity must be excluded from the insurer's Available Capital.

⁴¹ Tier-1 elements, other than capital instruments, attributable to non-controlling interests associated with a consolidated subsidiary is the amount of Tier-1 elements of non-controlling ~~interest~~interests related to the subsidiary (including contractual service margins) that meet Tier-1 eligibility criteria ~~and are reported as equity on the balance sheet of an insurer~~, less any amount of Tier-1 and Tier-2 capital instruments issued by the subsidiary and held by third-party investors included therein.

Tier-1 capital instruments issued by a consolidated subsidiary and held by third-party investors that do not meet the preceding criteria, and Tier-1 elements, other than capital instruments, attributable to non-controlling interests may be included in the consolidated Tier-1 Capital of the parent insurer by applying the Third Party Share Limit, calculated as follows:

$$\begin{aligned} & \text{Third Party Share Percentage} \\ & \times (\text{Marginal capital requirement for the subsidiary} \\ & \quad + \text{Total deductions from the subsidiary's Available Capital}) \end{aligned}$$

where:

- “Third Party Share Percentage” is equal to the result of dividing:
 - the total amount of all Tier-1 and Tier-2 capital instruments issued by the subsidiary and held by third-party investors that do not meet the above criteria, plus Tier-1 elements, other than capital instruments, attributable to non-controlling interests;⁴² by
 - the sum of Available Capital and the Surplus Allowance of the subsidiary;
- “Marginal capital requirement for the subsidiary”⁴³ is equal to:
 - the difference between the Base Solvency Buffer (refer to section 11.3) of the insurer, and the Base Solvency Buffer of the insurer excluding the subsidiary, with both requirements calculated net of all reinsurance, if the sum of Tier 1 and Tier-2 capital instruments issued by a subsidiary and held by third parties and of Tier-1 elements, other than capital instruments, attributable to non-controlling interests is equal to or greater than 1% of Gross Tier-1 Capital; or
 - the capital requirement of the subsidiary calculated based on local regulatory requirements at the equivalent local level of the CARLI supervisory target⁴⁴, if the sum of Tier 1 and Tier 2 capital instruments issued by a subsidiary and held by third parties and Tier 1 elements, other than capital instruments, attributable to non-controlling interests is less than 1% of Gross Tier 1 Capital.

Details of the calculation of the amount included in Tier 1 Capital must be reported in the Capital Guideline Certification Report.

⁴² Tier 1 elements, other than capital instruments, attributable to non-controlling interests associated with a consolidated subsidiary is the amount of Tier 1 elements of non-controlling interests related to the subsidiary (including contractual service margins) that meet the Tier 1 eligibility criteria, less any amount of Tier 1 and Tier 2 capital instruments issued by the subsidiary and held by third-party investors included therein.

⁴³ An approximation may be used under section 1.4.5.

⁴⁴ Insurers must contact the AMF in writing to determine the equivalence for a subsidiary's subsidiary's local jurisdiction if that jurisdiction has not established a CTE-(99) or VAR-(99.5).

2.1.2 Deductions from Gross Tier-1 Capital

The items below are deducted from Gross Tier-1 Capital to determine Net Tier-1 Capital. Credit risk factors are not applied to items that are deducted from Gross Tier-1 Capital.

2.1.2.1 Goodwill and Other Intangible Assets

The amount of goodwill to deduct is the amount after deconsolidation of subsidiaries as per section 1.3. The deduction must also incorporate goodwill included in the carrying amount of equity in deconsolidated P&C insurance subsidiaries as per section ~~4.3~~1.3 and equity-accounted substantial investments (see refer to section 1.5.2). However, this amount must exclude goodwill deducted under the terms of ~~2.1.2.7~~2.1.2.7 for P&C insurance subsidiaries.

The amount deducted is net of any associated deferred tax liabilities (DTLs) that would be extinguished if the goodwill were to become impaired or otherwise derecognized.

Additionally, an amount for other intangible assets (including software intangibles) must be deducted from Gross Tier-1 Capital. The amount to deduct is the amount after deconsolidation of subsidiaries as per section 1.3. The deduction must also incorporate other intangible assets ~~included~~ in the carrying amount of investment equity in deconsolidated P&C insurance subsidiaries as per section ~~4.3~~1.3 and equity-accounted substantial ~~equity~~ investments (see refer to section 1.5.2). This amount must however exclude amounts for other intangible assets that are deducted according to the terms of section ~~2.1.2.7~~2.1.2.7 for P&C insurance subsidiaries.

The amount to deduct is net of any associated DTLs that would be extinguished if the intangible assets were to become impaired or otherwise derecognized.

2.1.2.2 Investments in Own Tier-1 Capital

An insurer's investments in its own common shares (e.g., treasury stock) and its own Tier 1 Capital Instruments Other than Common Shares, whether held directly or indirectly, are deducted from Gross Tier-1 Capital unless they are already derecognized under IFRS.

In addition, any Tier-1 capital instrument that the insurer could be contractually obliged to purchase is deducted from Gross Tier-1 Capital.

2.1.2.3 Reciprocal Cross Holdings of Tier-1 Capital Instruments of Banking, Insurance and Financial Entities

Reciprocal cross holdings in Tier-1 capital instruments (e.g., Insurer-A holds investments in Tier-1 capital instruments of Insurer-B, and in return, Insurer-B holds investments in Tier-1 capital instruments of Insurer-A) that are designed to artificially inflate the capital position of insurers, whether directly or indirectly, are deducted from Gross Tier-1 Capital.

2.1.2.4 Net Defined Benefit Pension Plan Assets

Each net defined benefit pension plan asset (DB pension plan), inclusive of the impact of any asset ceiling limitation, is deducted from Gross Tier-1 Capital. Each asset is net of any associated DTLs that would be extinguished if the asset were to become impaired or derecognized. The asset amount to deduct is the amount after deconsolidation of subsidiaries as per section 1.3.

Subject to prior written AMF authorization, an insurer may reduce this deduction by the amount of available refunds of defined benefit pension plan surplus assets to which the insurer has unrestricted and unfettered access.⁴⁵ Details of the calculation of the deduction must be reported in the Capital Guideline Certification Report.

2.1.2.5 Deferred Tax Assets

The adjustments described in this section are based on non-discounted deferred tax amounts as reported on the insurer's balance sheet, and on the deferred tax position of each consolidated legal entity, except for subsidiaries deconsolidated as per section 1.3.

Deferred tax assets (DTA) must be classified as either DTA arising from temporary differences (DTA Temporary) or DTA other than those arising from temporary differences (DTA Non-Temporary). For example, DTA relating to tax credits and to carry forwards of operating losses are classified as DTA Non-Temporary.

No adjustments are required under this section for legal entities in a net Deferred Tax Liability ("DTL") position. Adjustments associated with legal entities with net DTA positions are set out in sections 2.1.2.5.1 and 2.1.2.5.2 below.

Eligible DTL in this section, are those permitted to offset DTA for accounting purposes at the legal entity level, excluding DTL that have been netted against the deductions for goodwill, other intangible assets and defined benefit pension plan assets. Eligible DTL are allocated on a pro-rata basis between DTA Temporary and DTA Non-Temporary.

Details of the calculation of the amounts related to DTA must be reported in the Capital Guideline Certification Report.

2.1.2.5.1 DTA – Other than Those Arising From Temporary Differences

Insurers must deduct 100% of DTA Non-Temporary, net of eligible DTL, from Gross Tier 1 Capital.

2.1.2.5.2 DTA – Arising From Temporary Differences

⁴⁵ To obtain this authorization, the insurer must demonstrate to the AMF's satisfaction that it has clear entitlement to the surplus and that it has unrestricted and unfettered access to the surplus pension assets. Evidence required by the AMF may include, among other things, an acceptable independent legal opinion and the prior authorization from the pension plan members and the pension regulator.

The amount that insurers must deduct from Gross Tier-1 Capital is obtained by the following formula:

$$\frac{\max[DTAT_{net} - 0.1 \times (T1_{gross} - T1_{deductions}), 0]}{0.9}$$

where:

- $DTAT_{net}$ is equal to DTA Temporary net of eligible DTL.
- $T1_{gross}$ is equal to Gross Tier-1 Capital.
- $T1_{deductions}$ is equal to the sum of all deductions from Gross Tier-1 Capital in sections 2.1.2.1 to 2.1.2.5.1 and sections 2.1.2.6 to 2.1.2.10.

DTA Temporary included in Available Capital is limited to 10% of Net Tier-1 Capital. It is subject to a 25% credit risk factor (refer to section 3.1.8).

~~Example :~~ ~~AID~~

Example: DTA

The following example presents the DTA amounts for a single legal entity:

Item	Amount	Calculation
Gross Tier-1 Capital	4,075	
All deductions from Gross Tier-1 Capital except those relating to both types of DTA	2,000	
DTA Non-Temporary	100	
DTA Temporary	300	
DTL associated with goodwill	50	
DTL other	100	
Net DTA position	250	= (100 + 300) – (50 + 100)
DTL allocated to DTA Non-Temporary	25	= 100 × 100 / 400; calculation excludes DTL associated with goodwill
DTL allocated to DTA Temporary	75	= 100 × 300 / 400; calculation excludes DTL associated with goodwill

Item	Amount	Calculation
DTA Non-Temporary, net of eligible DTL	75	= 100 – 25
DTA Temporary, net of eligible DTL	225	= 300 – 75
Gross Tier-1 Capital, net of deductions from sections 2.1.2.1 to 2.1.2.5.1 and 2.1.2.6 to 2.1.2.10	2,000	= 4,075 – 2,000 – 75
DTA deducted from Gross Tier-1 Capital		
DTA Non-Temporary	75	
DTA Temporary	28	= (225 – 10% × 2,000) / 0.9
Validation		
Amount included in Available Capital does not exceed	197	= 225 – 28
10% of Net Tier-1 Capital	197	= 10% × (4,075 – 2,000 – 75 – 28)
Requirements for DTA Temporary included in Available Capital	49	= 197 × 25%

2.1.2.6 Encumbered Assets

Encumbered assets in excess of the allowable amount are deducted from Gross Tier-1 Capital.⁴⁶ The allowable amount, calculated for each portfolio of encumbered assets and the liabilities they secure,⁴⁷ is equal to the sum of:

- the value of on-balance sheet liabilities secured by the encumbered assets;
- the marginal capital requirement,⁴⁸ floored at zero, for the encumbered assets and the liabilities they secure.

The deduction is reduced by the following amount:

- 50% of the calculated deduction amount relating to real property pledged to secure mortgage borrowing activities.

For the purpose of calculating the allowable amount, the marginal capital requirement is equal to the difference between the Base Solvency Buffer (refer to section 11.3) of the insurer and the Base Solvency Buffer of the insurer excluding the encumbered assets and the liabilities they secure, where both requirements are calculated net of all reinsurance.

⁴⁶ Encumbered assets are still subject to the requirements for credit and market risk in Chapters 3 and 5, as these requirements can offset the deduction from Gross Tier-1 Capital.

⁴⁷ The defining characteristic of a portfolio is that any asset in the portfolio is available to pay any of the corresponding liabilities.

⁴⁸ An approximation may be used under section 1.4.5.

This calculation must use the amounts after deconsolidation of the subsidiaries as per section 1.3.

The balance sheet amount of liabilities secured by encumbered assets not in excess of the allowable amount and not deducted from Available Capital is subject to section 3.5 of this [Guideline](#).

The following encumbered assets are exempt and must not be included in the calculation of the encumbered assets deduction above:

- assets relating to off-balance sheet securities financing transactions (i.e., securities lending and borrowing, repos and reverse repos) that do not give rise to any liability on the balance sheet;
- assets pledged to secure centrally cleared and over-the-counter derivative liabilities;
- assets pledged in accordance with the rules of the Civil Code of Québec to secure mortgage borrowing activities.

Encumbered assets relating to off-balance sheet securities financing transactions that are exempt under 1) above are subject to section 3.5 of this [Guideline](#).

2.1.2.7 Investments in Capital Instruments of P&C Insurance Subsidiaries, Dissimilar Regulated Financial Subsidiaries and Non-Qualifying Subsidiaries

Under this [Guideline](#):

- A P&C insurance subsidiary is a subsidiary that is a P&C insurer or that could be considered a P&C insurer if it were constituted in Canada;
- a dissimilar regulated financial subsidiary is either a subsidiary for which the applicable regulations require capital adequacy or one that, if it were constituted in Canada, would be subject to such requirements. However, this subsidiary is not a life and health insurer or a P&C insurance subsidiary;
- a non-qualifying subsidiary is any other subsidiary, except one that is:
 - a life and health insurer;
 - that carries on only activities similar to those the insurer is authorized to carry on;
 - whose principal activity is the purchase, management, sale or leasing of immovables;
 - whose principal activity is the offering of shares in investment portfolios, the making of loans and investments, factoring, leasing, the offering of computing services or actuarial advisory services;
 - whose principal activity is complementary to the distribution of certain insurance products, such as travel assistance, legal assistance and road assistance;

- whose activities are those of a firm within the meaning the *Act respecting the distribution of financial products and services* (CQLR, Chapter D-9.2) or that offers financial products and services outside Québec, or
- that operates a residential and long-term care centre.

~~The insurer can choose one of the following two approaches for the deduction related to P&C insurance subsidiaries.~~

~~1. Approach without transition~~

~~For each P&C insurance subsidiary, the following sum of all amounts are deducted and reversed from the subsidiary's Available Capital calculated in accordance with the AMF's *Capital Adequacy Requirements Guideline for Property and casualty insurance* (the "MCT") is deducted from Gross or Net Tier 1 Capital (refer to section 1.3 for subsidiaries in which the insurer's percentage ownership is less than 100%):~~

- ~~The sum of all amounts deducted and reversed from the subsidiary's Available Capital calculated according to the Guideline on Capital Adequacy Requirements for Property and Casualty Insurance (the "MCT") issued by the AMF is deducted from Gross Tier 1 Capital;~~
- ~~50% of the amount obtained by multiplying by 1.5 the subsidiary's minimum capital requirement calculated as per MCT is deducted from Net Tier 1 Capital.~~

~~2. Approach with transition~~

~~Prior to adopting this approach, the insurer must agree with the AMF to refrain from distributing⁴⁹ the amount by which the deduction related to P&C insurance subsidiaries is reduced as a result of transition or to enter into a transaction that would have an equivalent impact on its GARLI ratios.~~

~~For each P&C insurance subsidiary, the following amounts are deducted from Gross or Net Tier 1 Capital (refer to section 1.3 for subsidiaries in which the insurer's percentage ownership is less than 100%):~~

- ~~the sum of the following amounts is deducted from Gross Tier 1 Capital:~~
 - ~~the sum of all amounts deducted and reversed from the subsidiary's Available Capital calculated on the balance sheet date according to the Guideline on Capital Adequacy Requirements for Property and Casualty Insurance ("MCT") issued by the AMF for subsidiaries acquired since July 1, 2020;~~

⁴⁹ ~~The term "distribute" refers to making dividend payments to shareholders in excess of regular payments, distributing bonuses to employees, or other similar measures in excess of regular distributions and the purchase or redemption of common shares. The agreement may, however, allow the insurer to redeem or reimburse capital instruments other than common shares, subject to prior authorization of the AMF and any other requirement set out in this Guideline.~~

- ~~the result of multiplying B by the transition amount;~~
- ~~the sum of the following amounts is deducted from Net Tier 1 Capital:~~
 - ~~the result of multiplying (1 – B) by the transition amount;~~
 - ~~50% of the amount obtained by multiplying by 1.5 the subsidiary's minimum capital requirement calculated as per MCT.~~

~~Where:~~

- ~~B = minimum (20% × the number of quarters since December 31, 2020; 100%);~~
- ~~T = minimum (50% + 10 % × the number of quarters since December 31, 2020; 100%).~~
- ~~the transition amount is the minimum between:~~
 - a. ~~the sum of all deducted and reversed amounts from the subsidiary's Available Capital calculated on the balance sheet date according to MCT for subsidiaries acquired since July 1, 2020;~~
 - a. ~~the result of the multiplication of T by the maximum between:~~
 - i. ~~the amount at point a;~~
 - ii. ~~the amount at point a, but calculated on December 31, 2020.~~

Investments in the financial instruments of dissimilar regulated financial subsidiaries and non-qualifying subsidiaries are deducted in the capital category where the instrument would be eligible if it were issued by the insurer itself. When an instrument issued by such a subsidiary meets the criteria set out in section 2.1.1.1 or section 2.1.1.2, it is deducted from Gross Tier₁ Capital. If an instrument in which the insurer has invested does not meet the qualifying criteria for either Tier₁ or Tier₂ Capital, the instrument is deducted from Gross Tier₁ Capital.

The amount deducted is the carrying amount of the deconsolidated subsidiary reported as an investment using the equity method of accounting, as specified in section 1.3. The deduction of this amount therefore includes the goodwill, all other intangible assets, net DB pension plan assets, DTAs, encumbered assets, AOCI and all other net assets of the deconsolidated subsidiary, as the deconsolidation should reverse these amounts prior to their respective Gross Tier₁ Capital deductions.

Where the insurer provides a facility such as a letter of credit or guarantee that is treated as capital⁵⁰ by the dissimilar regulated financial subsidiary, the full amount of the facility **is must be** deducted from the Gross Tier₁ Capital.⁵¹

⁵⁰ That is, the facility is available for drawdown in the event of impairment of the dissimilar regulated financial subsidiary and is subordinated to the rights of its clients.

⁵¹ Although the facility has not been ~~called upon, if it were~~ drawn, ~~the~~ resources would not be available to cover the insurer's capital requirements ~~of the insurer if it were drawn~~.

A credit risk factor will not be applied to investments in dissimilar regulated financial subsidiaries and non-qualifying subsidiaries, or to letters of credit or guarantees or other facilities provided to these subsidiaries where these have been deducted from Available Capital. Where letters of credit or guarantees are provided to them and are not deducted from Available Capital, they are treated as direct credit substitutes in accordance with this guideline (refer to Chapters 3 and 4).

The details of the calculation must be ~~disclosed~~included in the Capital Guideline Certification Report.

2.1.2.8 Cash Surrender Value Deficiencies ~~Over Actuarial Liabilities~~ Calculated on an Aggregate Basis by Set of Contracts

Cash surrender value deficiencies ~~over actuarial liabilities~~ (“Deficiencies”) are calculated on an aggregate basis ~~within groupings by product type~~by set of contracts net of all reinsurance. ~~Deficiencies are calculated in relation to fulfilment cash flows.~~ The deduction from Gross Tier-1 Capital is the sum of the positive ~~deficiencies taken over~~ Deficiencies calculated for each grouping~~set~~ of ~~policies~~contracts, where the positive ~~deficiency~~Deficiency for a ~~group~~set is the higher of the ~~group’s~~set’s aggregate ~~deficiency~~Deficiency or ~~Deficiency~~ and zero. All of the ~~policies~~contracts in ~~an aggregated group~~a set must be within the same line of business (as defined in the LIFE return), be contractually similar and must eventually offer a meaningful cash surrender value. ~~Policies (CSV). Contracts that never pay CSVs may not be used to offset deficiencies~~ Deficiencies in policies~~contracts~~ that do. The CSVs used in the calculation of ~~deficiencies~~ Deficiencies must be net of all surrender charges, market value adjustments and other deductions that an insurer could reasonably expect to apply in the event the ~~policy were to be surrendered.~~ ~~The policy liabilities used in calculating deficiencies include deferred tax cash flows under valuation assumptions as required by the CIA Standards of Practice, prior to any accounting adjustment for balance sheet presentation~~contract were to be surrendered.

2.1.2.9 Contract-by-Contract Negative ~~Actuarial Liabilities~~ Calculated on a Policy-by-Policy Basis and Deferred Acquisition Costs

~~Insurers~~In this section, Contract-by-Contract Negative Liabilities are ~~required to calculate negative actuarial liabilities (“negative liabilities”) on a policy-by-policy~~defined as Negative Best Estimate Liabilities calculated on a contract-by-contract basis at the level of directly issued underlying original contracts. Contract-by-Contract Negative Liabilities must be calculated net of all reinsurance.⁵² ~~Policy by policy negative liabilities may be adjusted~~ Contract-by-Contract Negative Liabilities are reduced by a percentage factor of 10% or 30%, and then reduced further for amounts that may be recovered on surrender. The deduction from Gross Tier-1 Capital is the total amount of adjusted negative liabilities (calculated policy by policy), reduced for amounts recoverable on surrender, but Contract-by-Contract Negative Liabilities net of the preceding reductions, with the net amount for each ~~policy~~contract subject to a minimum of zero. ~~Policy liabilities used in calculating policy-by-policy negative liabilities include deferred income tax cash flows under valuation~~

⁵² Negative ~~liabilities~~Liabilities include those that an insurer has assumed under modified coinsurance ~~arrangements, contracts~~ and exclude those that the insurer has ceded under ~~registered~~-modified coinsurance ~~arrangements, contracts~~ deemed to be registered and unregistered reinsurance.

~~assumptions as required under CIA Standards of Practice, prior to any accounting adjustment for balance sheet presentation of deferred taxes.~~

~~Policy-by-policy negative liabilities~~Contract-by-Contract Negative Liabilities must be calculated for all products and lines of business, including group ~~insurance~~ and accident and sickness ~~insurance~~ business, and future business assumed through reinsurance contracts issued.⁵³ The calculation must include:

- ~~The negative liability~~the Negative Liabilities for each certificate ~~under of~~ group insurance ~~policies~~contracts for which premiums or liabilities are based on individual insured characteristics, such as group association or creditor insurance;
- the excess, if positive, of the deferred acquisition costs for any ~~policy~~contract (including deferred acquisition costs for contracts for which coverage has not yet become effective) over its termination or surrender charges; and
- negative group ~~insurance~~ refund provisions where recovery is not completely assured, calculated ~~policy~~contract by ~~policy~~contract.

The ~~negative liability~~Negative Liability for a ~~policy~~any contract may be ~~adjusted by multiplying it~~reduced by 10%. To account for the effect of income taxes, the Negative Liability for a contract may be reduced by a factor of 70%, an additional 20% of the original Negative Liability if it ~~arises~~comes from ~~either of~~ the following portfolios:

- active lives for individually underwritten Canadian health insurance products;
- individually underwritten Canadian life insurance products.

No ~~adjustment~~reduction for the effect of income taxes is ~~made~~applied to ~~negative liabilities~~Negative Liabilities relating to any other portfolio.

The ~~adjusted negative liability for a policy~~Negative Liability may ~~be then be~~ further reduced, to a minimum of zero, by the sum of the following amounts recoverable on surrender:

- 85% of the net commission chargeback for the ~~policy;~~contract;
- ~~The~~the product of γ , $1 + f$, and 70% of the ~~policy's~~contract's marginal insurance risk requirement, where γ is the coefficient defined in section 1.1.5, and f ~~corresponds to~~is the operational risk factor applied to required capital for insurance risk in section ~~8.2.3; and~~8.2.3;⁵⁴
- a specified amount if the ~~policy~~contract is part of a yearly renewable term (YRT) reinsurance ~~treaty~~contract; and
- outstanding earned premiums on group insurance business.

⁵³ An approximation may be used under section 1.4.5.

⁵⁴ This reduction may not be applied to Negative Liabilities for contracts that constitute future business.

However, the maximum total ~~amount of the~~ reduction for amounts recoverable on surrender, applicable to ~~the deduction from~~ Tier 1 Capital ~~deduction for~~ ~~adjusted negative liabilities (calculated policy by policy) is limited~~ ~~the reduced amount of Contract-by-Contract Negative Reserves, may be increased up to 25% a limit of the following amount~~ 130% of:

- Gross Tier_1 Capital; plus
- 70% of the Surplus Allowance; less
- ~~the aggregate of all Gross Tier 1 deductions from Gross Tier 1 Capital used to calculate~~ determine Net Tier_1 Capital as specified in section 2.1.2, excluding ~~negative liabilities~~ Negative Liabilities and adjustments for unregistered reinsurance; less
- total ~~adjusted negative liabilities (calculated policy~~ Contract-by- ~~policy) without~~ Contract Negative Liabilities reduced by percentage factors, but not by any reduction for amounts recoverable on surrender; less
- ~~To~~ the deductions from Gross Tier 1 Capital for unregistered reinsurance in sections 10.2.1 to 1.1.1, net of any credits applicable in sections 10.2.1 and 10.2.2; plus
- the addition to Gross Tier 1 Capital in section 10.2.5.

If the amount by which Contract-by-Contract Negative Liabilities are reduced for amounts recoverable on surrender is below the applicable limit, then the difference may be allocated among unregistered reinsurers to increase the corresponding limits in the unregistered reinsurance adjustments for amounts recoverable on surrender (refer to section 10.2.6).

In order to use any amount recoverable on surrender to offset a ~~policy's contract's~~ adjusted negative liability Negative Liability, the amount must be calculated for that ~~policy contract~~ alone. The following sections provide additional details on the calculation of each amount.

2.1.2.9.1 Net Commission Chargebacks

The net commission chargeback for a ~~policy contract~~ is equal to $S \times C$, where:

- S is 70% if the factor used contract's Negative Liability was reduced by 20% to adjust account for the policy negative liability (either 70% or 100%) effect of income taxes, and is 100% if it has not; and
- C is the ~~policy's contract's~~ commission chargeback that the insurer could reasonably expect to recover ~~when in~~ the policy is event the contract were to be surrendered. The chargeback amount used must be based on the ~~policy's contract's~~ chargeback schedule, and should must be calculated net of all ceded reinsurance allowances and commissions.

2.1.2.9.2 Marginal Insurance Risk Requirements

The marginal insurance risk requirement for a policycontract is equal to the sum of the contract's marginal policy requirements for each insurance risk. In determining the offset to a policy's adjusted negative liabilitycontract's reduced Negative Liability, the policy'scontract's marginal insurance risk requirement must be reduced by net of the amount of any credits that an insurer has taken on account of policyholder deposits and group business adjustments (see refer to sections 6.7.26.7.2 and 6.7.36.7.3). Each of the policy'scontract's marginal capital requirementrequirements must be calculated net of all reinsurance. All of the contract's marginal policy requirements for qualifying participating and adjustable products must be multiplied by 30%. The adjusted negative liability of a policyA contract's reduced Negative Liability may not be offset by any marginal insurance risk component if an insurer has takenincluded a provision for fluctuating reinsurance claims fluctuation covering the policycontract in its calculation of Eligible Deposits.

For a policycontract within a specific geographic region (refer to section 1.1.51.1.5), the policy'scontract's marginal capital requirement for mortality risk is obtained by this formulaequal to:

$$0.4 \times \left(\frac{rc_{vol}^2 + 2 \times rc_{cat} \times RC_{cat} - rc_{cat}^2}{\sqrt{RC_{vol}^2 + RC_{cat}^2}} + rc_n + rc_t \right)$$

$$0.4 \times \left(\frac{rc_{vol}^2 + 2 \times rc_{cat} \times RC_{cat} - rc_{cat}^2}{\sqrt{RC_{vol}^2 + RC_{cat}^2}} \right) + 0.9 \times (rc_l + rc_t)$$

where:⁵⁵

- rc_{vol} is ~~is~~ the mortality volatility risk component for the policycontract;
- rc_{cat} is the mortality catastrophe risk component for the policycontract;
- RC_{vol} is the mortality volatility risk component for all business in the policy'scontract's geographic region;
- RC_{cat} is the mortality catastrophe risk component for all business in the policy'scontract's geographic region;
- rc_l is the policy'scontract's level component for mortality risk;
- rc_t is the policy'scontract's trend component for mortality risk.

⁵⁵ An approximation may be used under section 1.4.5.

The ~~policy's~~ marginal contract requirement for expense risk is equal to 40% of the ~~policy's~~contract's total requirement for this risk. For all other insurance risks, the contract's marginal ~~policy~~ requirement is obtained by ~~this~~the following formula:

$$0.4 \times \left(\frac{2 \times rc_{vol} \times RC_{vol} + 2 \times rc_{cat} \times RC_{cat} - rc_{vol}^2 - rc_{cat}^2}{\sqrt{CR_{vol}^2 + CR_{cat}^2}} + rc_l + rc_t \right)$$

$$0.4 \times \left(\frac{2 \times rc_{vol} \times RC_{vol} + 2 \times rc_{cat} \times RC_{cat} - rc_{vol}^2 - rc_{cat}^2}{\sqrt{RC_{vol}^2 + RC_{cat}^2}} \right) + 0.9 \times (rc_l + rc_t)$$

where:⁵⁶

- rc_{vol} is the volatility component of the particular insurance risk for the ~~policy~~contract (multiplied by the statistical fluctuation factor of the ~~policy's~~contract's geographic region, if applicable);
- rc_{cat} is the catastrophe component of the particular insurance risk for the ~~policy~~contract;
- RC_{vol} is the volatility component of the particular insurance risk for all business in the ~~policy's~~contract's geographic region;
- RC_{cat} is the catastrophe component of the particular insurance risk for all business in the contract's geographic region;
- rc_l is the ~~policy's~~contract's level component for the particular insurance risk, (multiplied by the statistical fluctuation factor of the ~~policy's~~contract's geographic region, if applicable);
- rc_t is the ~~policy's~~contract's trend component for the particular insurance risk.

2.1.2.9.3 Policies Insurance Contracts Assumed Under YRT Treaties Reinsurance Contracts

If a ~~policy~~an insurance contract has been assumed under an eligible YRT reinsurance ~~treaty~~contract (defined as a ~~treaty~~contract that has fully guaranteed premiums and does not provide for profit sharing), the adjustment that may be used to reduce the ~~policy's~~insurance contract's Negative Liability is ~~the following~~as follows:

$$NL \times \min\left(\frac{A - B}{A}, 0.25\right)$$

where:

⁵⁶ An approximation may be used under section 1.4.5.

- NL is the ~~policy's adjusted negative liability~~ contract's Negative Liability net of the percentage factors;
- A is the total of ~~adjusted negative liabilities~~ reduced Negative Liabilities for all ~~policies~~ contracts within the insurer's eligible YRT reinsurance ~~treaties, contracts~~ calculated ~~policy~~contract by ~~policy~~contract.
- B is the total of ~~adjusted negative liabilities~~ reduced Negative Liabilities for all of the insurer's eligible YRT reinsurance ~~treaties~~ contracts, calculated ~~treaty~~ contract by ~~treaty~~ contract.

2.1.2.9.4 Outstanding Earned Premiums on Group Insurance Products

If all premiums due under a group insurance contract are an obligation of the plan sponsor, an amount recoverable on surrender for outstanding earned premiums on the contract may be recognized. The outstanding earned premiums on the contract is defined to be:

$$R \times (EP - PR) - LIC$$

subject to a minimum of zero, In the above formula:

- R is 95% if the group policyholder is a federal, provincial or territorial government in Canada, and 85% otherwise;
- EP is the earned premium for the contract. If the IFRS 17 premium allocation approach is used to determine the liability for the contract, then EP is the difference between the total premium and liability for the remaining coverage for the contract. If the IFRS 17 general measurement model is used to determine the contract's liability, then:

$$EP = TP \times \frac{ECU}{TCU}$$

where:

- TP is the total premium for the contract;
- TCU is the total number of coverage units for the contract that the insurer uses to determine the contractual service margin;
- ECU is the total number of coverage units that the insurer has provided under the contract as at balance sheet date;
- PR is the amount of premiums that the insurer has received for the contract as at the balance sheet date;
- LIC is the best estimate liability for incurred claims for the contract as at the balance sheet date.

2.1.2.10 Other ~~items deducted~~ Items Deducted from Gross Tier-1 Capital

The following elements must also be deducted from Gross Tier-1 Capital:

- all requirements for liabilities ceded under unregistered reinsurance ~~arrangements~~contracts, net of any applicable credits (~~refer to~~specified in sections ~~10.3 and 10.4~~10.2.1 to 1.1.1);
- the difference (if positive), calculated under Best Estimate Assumptions, between:
 - the amount of aggregate reinsurance contracts held that are assets that correspond to future business, other than future business that has been assumed through reinsurance contracts issued; and
 - the amount of aggregate reinsurance contracts held that are liabilities that correspond to future business, other than future business that has been assumed through reinsurance contracts issued; and
- purchased options for which the insurer elects deduction under section 5.2.3.3; and
- negative dividend stabilization ~~provisions~~reserves and negative ~~provisions~~reserves resulting from similar ~~experience levelling~~ mechanisms ~~for levelling results~~ related to participating ~~activities~~ (see ~~section 9.1.1~~products (refer to ~~section 9.1.1~~), calculated ~~for the~~by block of participating ~~block~~products.

2.1.3 Net Tier-1 Capital and Tier-1 Capital

Net Tier-1 Capital is defined as Gross Tier-1 Capital less deductions from Gross Tier-1 Capital.

~~An insurer whose Gross Tier 2 deductions exceed Gross Tier 2 Capital must deduct the shortfall from Net Tier 1 Capital. Tier~~ Tier-1 Capital is equal to Net Tier-1 Capital less ~~Net Tier 1 deductions for investments in~~ the sum of the following amounts:

- for each P&C insurance subsidiary (refer to section 2.1.2.7), 50% of the amount obtained by multiplying the subsidiary's minimum capital requirement calculated under the MCT by 1.5 (refer to section 1.3 for subsidiaries and in which the percentage ownership is less than 100%);
- The amount of deductions from Gross Tier-2 ~~deductions~~Capital that are in excess of Gross Tier-2 Capital (refer to section 2.2.4).

2.2 Tier-2 Capital

2.1.42.2.1 Gross Tier-2 Capital

2.1.5 Gross Tier-2 Capital

~~Gross Tier-2~~ Capital is equal to the sum of the following elements:

- Tier-2 capital instruments issued by the insurer:
 - that meet the criteria specified in sections 2.2.1.1 to 2.2.1.3; or
 - that do not meet the criteria set out in sections 2.2.1.1 to 2.2.1.3, but, if they were issued prior to ~~September~~ 25, 2014, meet the criteria set out in

sections 2.3.2.1 or 2.3.2.2 of the 2014 CAR Guideline (these instruments are subject to transition measures specified in section 2.4.1);

- Instruments issued by consolidated subsidiaries of the insurer and held by third-party investors:
 - that meet the criteria for classification as Tier-2 Capital, as specified in sections 2.2.1.1 to 2.2.1.3 (these instruments are subject to the conditions in section 2.2.1.4 and the transition measures defined in section 2.4.2);
 - or
 - that do not meet the criteria set out in sections 2.2.1.1 to 2.2.1.3, but, if they were issued prior to September 25, 2014, meet the criteria set out in sections 2.3.2.1 or 2.3.2.2 of the 2014 CAR Guideline (these instruments are subject to transition measures specified in sections 2.4.1 and 2.4.2);
- Tier-2 elements other than capital instruments, defined in section 2.2.1.5.

2.1.5.12.2.1 Qualifying Criteria for Tier-2 Capital Instruments

Instruments cannot qualify as Tier-2 capital instruments unless they meet all the following criteria.

1. The instrument is issued and paid-in in cash or, with the prior authorization of the AMF, in other means of payment.
2. The instrument is subordinated to policyholders, beneficiaries and general creditors of the insurer.
3. The instrument is neither secured nor covered by a guarantee of the issuer or related entity or any other arrangement that legally or economically enhances the seniority of the claim over those of the policyholders and beneficiaries or general creditors.
4. Maturity:
 - a. The minimum original maturity of the instrument is at least five years.
 - b. Its recognition in Available Capital in the remaining five years before maturity must be amortized on a straight-line basis.
 - c. There are no step-ups⁵⁷ or other incentives to redeem.

⁵⁷ ~~A step-up is defined as a call option combined with a pre-set increase in the initial credit spread of the instrument at a future date over the initial dividend (or distribution) rate after taking into account any swap spread between the original reference index and the new reference index. Conversion from a fixed rate to a floating rate (or vice versa) in combination with a call option without any increase in credit spread would not constitute a step-up.~~ A step-up is defined as a call option combined with a pre-set increase in the initial credit spread of the instrument at a future date over the initial dividend (or distribution) rate after taking into account any swap spread between the original reference index and the new reference index. Conversion from a fixed rate to a floating rate (or vice versa) in combination with a call option without any increase in credit spread would not constitute a step-up.

5. The instrument may be callable at the initiative of the issuer only after a minimum of five years.
 - a. To exercise a call option an insurer must receive prior authorization of the AMF.
 - b. The insurer's actions and the terms of the instrument must not create an expectation that the call will be exercised.⁵⁸
 - c. An insurer must not exercise the call unless it fulfils one of the following conditions:
 - i. It replaces the repurchased or called instrument with the same amount of capital of the same or better quality, including through an increase in retained earnings on terms that are sustainable with regard to the insurer's income;⁵⁹
 - ii. The insurer demonstrates that its capital position is above the internal capital target ratios after the call option is exercised.⁶⁰
6. The investor must have no rights to accelerate the repayment of scheduled payment (principal or interest), except in bankruptcy, insolvency, wind-up or liquidation.
7. The instrument cannot have a credit-sensitive dividend feature, i.e., a dividend/coupon that is reset periodically based in whole or in part on the insurer's credit standing, e.g., its credit rating or its CARLI ~~ratios~~ Ratios.⁶¹
8. Neither the insurer nor a related party over which the insurer exercises control or significant influence can have purchased the instrument, nor can the insurer directly or indirectly have funded the purchase of the instrument.

⁵⁸ An option to call the instrument after five years, but prior to the start of the amortization period, will not be viewed as an incentive to redeem as long as the insurer does nothing that creates an expectation that the call will be exercised.

⁵⁹ ~~Replacement issuances can be concurrent with but not after the instrument is called.~~
Replacement issuances can be concurrent with but not after the instrument is called.

⁶⁰ ~~The internal capital target ratios are defined in section 1.2.~~ The internal capital target ratios are defined in section.

⁶¹ ~~Insurers may use a broad index as a reference rate in which the issuing insurer is a reference entity; however, the reference rate must not exhibit significant correlation with the insurer's credit standing. If an insurer plans to issue capital instruments where the margin is linked to a broad index in which the insurer is a reference entity, the insurer must ensure that the dividend/coupon is not credit-sensitive.~~
Insurers may use a broad index as a reference rate in which the issuing insurer is a reference entity; however, the reference rate must not exhibit significant correlation with the insurer's credit standing. If an insurer plans to issue capital instruments where the margin is linked to a broad index in which the insurer is a reference entity, the insurer must ensure that the dividend/coupon is not credit-sensitive.

9. If the instrument is not issued out of an operating entity⁶² or the holding company in the consolidated group (e.g., a special purpose entity), proceeds must be immediately available without limitation to an operating entity or the holding company in the consolidated group in a form that meets or exceeds all of the other qualifying criteria of Tier 2 Capital.⁶³

Tier-2 capital instruments must not contain restrictive covenants or default clauses that would allow the holder to trigger acceleration of repayment in circumstances other than the liquidation, insolvency, bankruptcy or winding-up of the issuer.

Purchase for cancellation of Tier-2 capital instruments is permitted at any time with the prior authorization of the AMF. For further clarity, a purchase for cancellation does not constitute a call option or acceleration clause as described in the qualifying criteria of this section.

Tax and regulatory event calls are permitted during an instrument's life subject to the prior authorization of the AMF and provided the insurer was not in a position to anticipate such an event at the time of issuance. Where an insurer elects to include a regulatory event call in a Tier 2 Capital instrument, this event call date must be defined as "the date specified in a letter from the AMF to the insurer, on which the instrument will no longer be recognized in full as eligible Tier-2 Capital of the insurer or included as risk-based Total Available Capital on a consolidated basis".

An amendment or variance of a Tier-2 Capital instrument's terms and conditions that affects its recognition as Available Capital will only be permitted with the prior authorization of the AMF.⁶⁴

Insurers are permitted to "re-open" offerings of capital instruments to increase the principal amount of the original issuance provided that call options will only be exercised, with the prior authorization of the AMF on or after the fifth anniversary of the closing date of the latest re-opened tranche of securities. However, the insurer may not re-open the offering if:

- the initial issue date for the offering was on or before September-24, 2014; and

⁶² ~~An operating entity is an entity set up to conduct business with clients with the intention of earning a profit in its own right.~~ An operating entity is an entity set up to conduct business with clients with the intention of earning a profit in its own right.

⁶³ It is understood that the only assets the special purpose entity may hold are intercompany instruments issued by the insurer or a related entity with terms and conditions that meet or exceed the Tier-2 criteria. Put differently, instruments issued to the special purpose entity have to fully meet or exceed all of the eligibility criteria for Tier-2 Capital as if the special purpose entity itself was an end investor – i.e., the insurer cannot issue a lower quality capital or senior debt instrument to a special purpose entity and have the special purpose entity issue qualifying capital instruments to third-party investors so as to receive recognition as Tier-2 Capital.

⁶⁴ ~~Any modification of, addition to, or renewal of an instrument issued to a related party is subject to the provisions of the Act relative to transactions with persons or groups related to the insurer.~~ Any modification of, addition to, or renewal of an instrument issued to a related party is subject to the provisions of the Act relative to transactions with persons or groups related to the insurer.

- the offering does not meet the criteria of this section.

~~defeasance~~Defeasance options may only be exercised on or after the fifth anniversary of the closing date with the prior authorization of the AMF.

Debt obligations made by life insurers that do not qualify as Available Capital are subject to an interest rate risk (refer to section 5.1).

2.1.5.22.2.1.2 Tier-2 Capital Instruments Issued to a Parent

In addition to the qualifying criteria and minimum requirements specified in this Guideline, Tier-2 capital instruments issued by an insurer to a parent, either directly or indirectly, can be included in Tier-2 Capital subject to the insurer providing prior notification of the intercompany issuance to the AMF together with the following:

- a copy of the instrument's terms and conditions;
- the intended classification of the instrument for Available Capital purposes;
- the rationale for not issuing common shares in lieu of the subject capital instrument;
- confirmation that the rate and terms of the instrument are at least as favourable to the insurer as market terms and conditions;
- confirmation that the failure to make dividend or interest payments, as applicable, on the subject instrument would not result in the parent, now or in the future, being unable to meet its own debt servicing obligations, nor would it trigger cross-default clauses or credit events under the terms of any agreements or contracts of either the insurer or the parent.

2.1.5.32.2.1.3 Tier-2 Capital Instruments Issued out of Branches and Subsidiaries Outside Canada

Debt instruments issued out of an insurer's branches or subsidiaries outside Canada must be governed by Canadian law. The AMF may, however, waive this requirement where the insurer can demonstrate that an equivalent degree of subordination can be achieved as under Canadian law.

In addition to any other requirements prescribed in this Guideline, where an insurer wishes to include, in its consolidated Available Capital, a capital instrument issued out of a branch or a subsidiary of the insurer outside Canada, it ~~should~~must provide the AMF with the following documentation:

- a copy of the instrument's terms and conditions;
- certification from a senior executive of the insurer, together with the insurer's supporting analysis, that confirms that the instrument meets the qualifying criteria for the tier of Available Capital in which the insurer intends to include the instrument on a consolidated basis;

- an undertaking whereby both the insurer and the subsidiary confirm that the instrument will not be redeemed, purchased for cancellation, or amended without the prior authorization of the AMF. Such undertaking will not be required where the prior authorization of the AMF is incorporated into the terms and conditions of the instrument.

2.1.5.42.2.1.4 Consolidated Subsidiaries Having Issued Tier-2 Capital Instruments to Third-Party Investors-party investors

Tier-2 capital instruments issued by subsidiaries of the insurer (with the exception of deconsolidated subsidiaries for the purposes of the present Guideline) and held by third-party investors may receive partial recognition in the consolidated Tier-2 Capital of the parent insurer.

Tier-2 capital instruments issued by a subsidiary and held by third-party investors are included in consolidated Tier-2 Capital if:

1. it is issued for the capitalization of the parent insurer and meets all of the following criteria:
 - a. the subsidiary uses the proceeds of the issue to purchase a similar instrument from the parent insurer that meets the criteria in sections 2.2.1.1 to 2.2.1.3;
 - b. the terms and conditions of the issue, as well as the intercompany transfers, must ensure that the investor is placed in the same position as if the instrument were issued by the parent insurer;
 - c. the instrument held by the third-party investor cannot effectively be secured by other assets (e.g., cash) held by the subsidiary;

or
2. ~~It~~ was issued prior to October-28, 2016 and qualifies for recognition in consolidated Available Capital under section-2.4.2.

The amount that may be included in the consolidated Tier-2 Capital of the parent insurer for Tier-2 capital instruments issued by a subsidiary and held by third-party investors that do not meet the above criteria is equal to the lowest of:

- the value of Tier-2 capital instruments issued by the subsidiary and held by third-party investors that do not meet the above criteria;
- the difference between the Third Party Share limit calculated in section-2.1.1.5 and the amount of capital instruments and Tier-1 elements, other than capital instruments, attributable to non-controlling interests, included in consolidated Tier-1 Capital that are issued by the subsidiary and held by third-party investors;
- 50% of the Third Party Share limit calculated in section-2.1.1.5.

Details of the calculation of the amount included in Tier-2 Capital must be reported in the Capital Adequacy Certification Report.

2.1.5.52.1.5 Tier-2 Capital Elements Other than Capital Instruments

Tier-2 capital elements, other than capital instruments include:

- ~~all~~ amounts deducted from Gross Tier-1 Capital for ~~negative liabilities (refer:~~
 - Negative Liabilities, excluding the amount deducted that relates to section 2.1.2.9), the requirement for future business assumed through reinsurance contracts issued; and
 - offsetting contract liabilities and Negative Liabilities ceded policy-by-policy liabilities (see section under unregistered reinsurance contracts specified in sections 10.2.2) and the requirement for aggregate ceded negative liabilities (refer to section 10.3.3); and 1.1.1;
- 75% of the amount of cash surrender values over actuarial liabilities deducted from Gross Tier-1 Capital (refer to section 2.1.2.8);
- the Eligible Pension Plan Asset, i.e., 50% of the pension plan asset deduction from Gross Tier-1 Capital for net assets of defined benefit pension plans (refer to section 2.1.2.4);
- the adjustment amount to amortize the impact in the current period on Available Capital on account of the net defined benefit pension plan liability (asset);
- share premium resulting from the issuance of capital instruments included in Tier-2 Capital capital.⁶⁵
- Aggregate negative Best Estimate Liabilities ceded under unregistered reinsurance contracts eligible for recognition in Tier 2 Capital (refer to section 10.2.7).

Insurers may make a one-time election to amortize the impact on Available Capital on account of the net defined benefit pension plan liability (asset). The amounts subject to amortization in each period include the change, in each period, of the following items:

- a) accumulated net defined benefit pension plan OCI remeasurements included in Gross Tier-1 Capital;
- b) amount of Net Defined Benefit Pension Plan Asset deduction from Gross Tier-1 Capital (refer to section 2.1.2.4);
- c) Eligible Pension Plan Asset included in Tier-2 Capital.

The amount subject to amortization in each period is the sum of a), b) and c) above. The amortization is made on a straight-line basis over the amortization period. This period is twelve rolling quarters and begins on the first day of the current quarter. The election will be irrevocable and the insurer must continue, in each quarter, to amortize the new impact on Available Capital in subsequent periods. Details of the adjustment amount must be reported in the Capital Guideline Certification Report.

⁶⁵ Share premium that does not qualify as Tier-1 Capital will only qualify as Tier-2 Capital if the shares that generated it qualify as Tier-2 Capital.

2.1.62.2.2 Amortization of Tier-2 Capital Instruments

Tier-2 capital instruments are subject to straight-line amortization in the final five years prior to maturity. As these instruments approach maturity, the outstanding balances are to be amortized based on the following schedule:

Years to Maturity	Included in Capital
5 years or more	100%
between 4 and 5 years	80%
between 3 and 4 years	60%
between 2 and 3 years	40%
between 1 and 2 years	20%
Less than 1 year	0%

Amortization must be calculated at the end of each fiscal quarter based on the schedule above. Thus amortization would begin during the first quarter ending in the fifth calendar year before maturity. For example, if an instrument matures on October 31, 2025, 20% of the issue is amortized on November 1, 2020. This is the amortization that must be reflected in the December-31, 2020 CARLI return. An additional 20% amortization must be reflected in each subsequent December-31 CARLI form.

The details of the calculation of the amortization must be disclosed in the Capital Guideline Certification Report.

2.1.72.2.3 Deductions from Gross Tier-2 Capital

The items below are deducted from Gross Tier-2 Capital. A credit risk factor is not applied to items that are deducted from Gross Tier-2 Capital.

2.1.7.12.2.3.1 Investments in Own Tier-2 Capital

An insurer's investments in its own Tier-2 capital instruments, whether held directly or indirectly, are deducted from Gross Tier-2 Capital, unless they are already derecognized under IFRS.

In addition, any Tier-2 ~~Capital~~capital instrument that the insurer could be contractually obliged to purchase is deducted from Gross Tier-2 1 Capital.

2.1.7.22.2.3.2 Investments in Capital Instruments of P&C Insurance Subsidiaries and Dissimilar Regulated Financial Subsidiaries

For a P&C insurance subsidiary, ~~the Gross Tier 2 deduction is equal to the sum of the following amounts (refer to section 2.1.2.7), the deduction from Gross Tier 2 Capital is~~

equal to 50% of the amount obtained by multiplying the subsidiary's minimum capital requirement calculated in accordance with the MCT by 1.5 (refer to section 1.3 for subsidiaries in which the percentage ownership is less than 100%):%.

• ~~the difference between:~~

➤ ~~the sum of all deducted and reversed amounts from the subsidiary's Available Capital calculated on the balance sheet date in accordance with the MCT;~~

➤ ~~the amount deducted from Tier 1 Capital in relation to this sum (see section 2.1.2.7);~~

• ~~50% of the amount obtained by multiplying by 1.5 the subsidiary's minimum capital requirement calculated as per MCT.~~

Investments in financial instruments of dissimilar regulated financial subsidiaries and non-qualifying subsidiaries (~~see~~refer to section 2.1.2.7) are deducted in the capital category where the instrument would be eligible if it were issued by the insurer itself. When an instrument issued by such a subsidiary meets the criteria set out in section 2.2.1.1, it is deducted from Gross Tier-2 Capital. If an instrument in which the insurer has invested does not meet the qualifying criteria for Tier 2 Capital, the instrument is deducted from Gross Tier 1 Capital (refer to section 2.1.2.7).

A credit risk factor will not be applied to investments in dissimilar regulated financial subsidiaries and non-qualifying subsidiaries, or to other facilities provided to these subsidiaries where these have been deducted from Available Capital.

The details of the calculation must be ~~disclosed~~included in the Capital Guideline Certification Report.

2.1.7.32.2.3.3 Reciprocal Cross Holdings in Tier-2 Capital Instruments of Banking, Insurance and Financial Entities

Reciprocal cross holdings in Tier-2 capital instruments (e.g., Insurer-A holds investments in Tier-2 capital instruments of Insurer-B, and in return, Insurer-B holds investments in Tier-2 capital instruments of Insurer-A), whether arranged directly or indirectly, that are designed to artificially inflate the capital position of insurers are fully deducted from Gross Tier-2 Capital.

~~2.1.8~~ Net Tier 2 Capital and Tier 2 Capital

2.2.3.4 Negative Liability Tax Adjustments and Amounts Recoverable on Surrender Ceded under Unregistered Reinsurance

Tax adjustments and amounts recoverable on surrender related to Contract-by-Contract Negative Liabilities ceded under unregistered reinsurance that are included in Gross Tier 1 Capital (refer to sections 10.2.5 and 10.2.6) are fully deducted from Gross Tier 2 Capital.

2.2.4 Net Tier-2 Capital and Tier 2 Capital

Net Tier 2 Capital is equal to Gross Tier-2 Capital minus the deductions from Gross Tier-2 Capital set out in Section 2.2.3. However, Net Tier-2 Capital may not be lower than zero. If the total of all Gross Tier-2 Capital deductions exceeds Gross Tier-2 Capital, the excess is deducted from Net Tier-1 Capital (refer to section-2.1.3).

Since Tier-2 Capital may not exceed Net Tier-1 Capital, Tier-2 Capital is defined to be the lower of Net Tier-2 Capital or Net Tier-1 Capital.

2.2.3 Capital Composition and Limitations

The following capital composition requirements and limitations apply to capital elements after all specified deductions and adjustments. For purposes of calculating the limitations set out below, the instruments subject to transition measures set out in sections 2.4.1 and 2.4.2 are excluded from Tier-1 Capital Instruments Other than Common Shares, and from Tier-2 capital instruments.

1. Common shareholders' equity and policyholders' equity must be the predominant form of an insurer's Tier-1 Capital. As a result, the aggregate of the following must equal or exceed 75% of Net Tier-1 Capital:
 - a. Common shares issued by the insurer that meet the criteria specified in section 2.1.1.1;
 - b. Instruments issued by consolidated subsidiaries of the insurer and held by third-party investors that meet the criteria for classification as Common Shares as specified in section-2.1.1.1, subject to section 2.1.1.5;
 - c. Contributed surplus:
 - i. Share premium resulting from the issuance of Tier-1 capital instruments included in the calculation of this limit;
 - ii. Other contributed surplus, resulting from sources other than profits (e.g., members' contributions and initial funds for mutual companies and other contributions by shareholders in excess of amounts allocated to share capital for joint stock companies), with the exception of any share premium resulting from the issuance of capital instruments not included within this limit;
 - d. retained earnings;
 - e. Adjusted AOCI;
 - f. participating account;⁶⁶

⁶⁶ For mutual companies, this refers to residual interest reported as equity or as a liability in the LIFE return. For joint stock companies, this refers to: (i) contributions to the participating surplus reported as liabilities in the LIFE return; and (ii) amounts reported as Participating Account Policyholders' Equity in the LIFE return. Expected shareholder transfers from the participating account included

- g. non-participating account of mutual companies;⁶⁷
 - h. Tier-1 elements, other than capital instruments, attributable to non-controlling interests, subject to section 2.1.1.5;
 - i. equity adjustment for CARLI purposes defined in section 2.1.1.
2. Tier-2 Capital (taking into account the amortization of capital instruments) shall not exceed 100% of Net Tier-1 Capital.
 3. The amount of Tier-1 Capital Instruments Other than Common Shares recognized in Net Tier-1 Capital is limited to 25% of Net Tier-1 Capital. Tier-1 Capital Instruments Other than Common Shares in excess of 25% of Net Tier 1 Capital may be included in Tier 2 Capital, subject to the preceding limit applicable to Tier 2 Capital.

2.3.2.4 Transitional Provision

2.3.12.4.1 Capital Instruments Issued Prior to September-25, 2014

Capital instruments issued before September-25, 2014 that do not meet the qualifying criteria set out in sections 2.1.1.1, 2.1.1.2 to 2.1.1.4, 2.1.1.4 and 2.2.1.1 to 2.2.1.3, but that meet the criteria set out in sections 2.2.5.1 or 2.2.5.2 of the 2014 CAR Guideline, are subject to the following treatment.

1. Instruments will continue to be recognized as Available Capital until the first par call date or the effective date of any feature constituting an incentive to redeem (i.e., the effective maturity date) if it is prior.
2. Regulatory event calls, if any, will not be permitted to be exercised until the end of the recognition period for the instrument.
3. If a Tier 2 capital instrument has an effective maturity date within the recognition period and the issuer elects not to exercise the call option despite the incentive to redeem, that instrument will continue to be recognized as Available Capital, provided it meets the qualifying criteria specified in sections 2.2.1.1 to 2.2.1.3.
4. Tier 2 capital amortization rules will continue to apply to Tier 2 capital instruments in their final five years to maturity.
5. During the recognition period, special purpose entities associated with Tier 1 Capital and Tier 2 Capital innovative instruments must not, at any time, hold assets that materially exceed the aggregate amount of the innovative instruments. The AMF will consider the structure to materially exceed the innovative instruments if the excess is greater than 25% in the case of an asset-based structure and 3% in the case of a loan-based structure. Amounts in excess of these thresholds require AMF's authorization.

within the contractual service margins are excluded from the participating account, as contractual service margins are included in the determination of equity for CARLI purposes below.

⁶⁷ This amount also includes residual interest reported as a liability in the LIFE return.

The above provisions apply equally to instruments issued by the insurers and to those issued by consolidated subsidiaries to third-party investors.

2.3-22.4.2 Consolidated Subsidiaries Having Issued Capital Instruments to Third-Party Investors-party investors

A Tier 1 or Tier 2 Capital instrument issued by a subsidiary of the insurer and held by a third-party investor qualifies as consolidated Available Capital if:

1. it meets the qualifying criteria of Tier 1 or Tier 2 Capital:
 - a. included in sections 2.2.5.1, 2.2.5.2, 2.3.2.1 or 2.3.2.2 of the 2014 CAR Guideline, subject to the transition measures set out in section 2.4.1, if issued prior to September 25, 2014;
 - b. set out in sections 2.1.1.1, 2.1.1.2 to 2.1.1.4 and 2.2.1.1 to 2.2.1.3, if issued prior to October 28, 2016;

and

2. it meets the following criteria:
 - a. The instrument has not matured or been repurchased or redeemed;
 - b. The first repurchase or redemption date at par after October 27, 2016 has not passed.

If such an instrument does not have a maturity, repurchase or redemption date at par, it no longer qualifies after January 1, 2028.

Credit Risk – On-Balance Sheet Items

Credit risk is the risk of loss arising from the potential default of parties having a financial obligation to the insurer. Capital requirement takes account of the risk of actual default as well as the risk of an insurer incurring losses due to deterioration in a creditor's creditworthiness. The financial obligations to which credit risk factors apply include loans, debt instruments, reinsurance ~~assets and contracts held, reinsurance~~ receivables, derivatives, amounts due from policyholders, agents and brokers, and other assets.

~~Capital~~The capital requirement for on-balance sheet assets is calculated by applying credit risk factors to the balance sheet values of these assets:⁶⁸ unless indicated otherwise. The same factors apply to assets backing qualifying participating and adjustable products. A reduction in required capital for the potential risk-mitigating effect of dividend reductions or contractual adjustability is calculated separately for participating and adjustable products (refer to Chapter 9). Collateral, guarantees, and credit derivatives may be used to reduce capital required for credit risk.⁶⁹ A credit risk factor of zero is applied to assets of a securities portfolio guaranteed by the Caisse de dépôt et placement du Québec effective October 27, 2016 that removes all credit risk to the insurer at all times. The ~~characteristics conditions~~ of such a this guarantee must be the same as those discussed in Section 3.3. A credit risk factor of zero is applied to assets deducted from Available Capital. Investment income due and accrued must be reported with, and receive the same factor as, the assets to which it relates.

Additionally, the credit risk requirement for certain types of asset risks is calculated using techniques that are different from the application of regular factors.

- Capital requirement for asset-backed securities is described in section 3.4.
- Capital requirement for repurchase, reverse repurchase and securities lending agreements is described in section 3.5.
- Credit risk factors do not apply to assets backing index-linked products. Instead, they are considered as part of the correlation calculation described in section 5.5.
- Assets held in segregated funds by an insurer's policyholders are not subject to the requirements of this chapter.⁷⁰

The calculation of required capital for off-balance sheet items is described in Chapter 4.

3.1 Credit Risk Required Capital for On-Balance Sheet Assets

Balance sheet carrying amounts are used to calculate capital requirements for credit risk.

⁶⁸ The balance sheet values to which factors are applied are the values gross of IFRS 9 Stage 1 and 2 expected credit losses.

⁶⁹ The capital requirement for credit risk may also be reduced under certain registered reinsurance ~~arrangements~~contracts, as described in section 10.4.3.

⁷⁰ Refer to section 5.4 for the treatment of assets within consolidated mutual fund entities.

3.1.1 Use of Ratings

Many of the factors in this chapter depend on the rating assigned to an asset or an obligor. To use a factor that is based on a rating, an insurer must meet all of the conditions specified in this section. Insurers may recognize credit ratings from the following rating agencies:

- DBRS
- Fitch Ratings (Fitch)
- Moody's Investors Service (Moody's)
- Standard & Poor's Ratings Services (S&P)
- Kroll Bond Rating Agency (KBRA).

~~Appendix 3-A~~ Appendix 3-A presents the correspondence between the rating categories used in this ~~Guideline~~ guideline and individual agency ratings. Note that CARLI rating categories do not contain modifiers.

An insurer must choose the rating agencies it intends to rely on and then use their ratings consistently for each type of claim. Insurers may not selectively choose assessments provided by different rating agencies.

Any rating used to determine a factor must be publicly available, i.e., the rating must be published in an accessible form and included in the rating agency's transition matrix. Ratings that are made available only to the parties to a transaction or to certain parties do not satisfy this requirement.

If an insurer uses multiple rating agencies and there is only one assessment for a particular claim, that assessment must be used to determine the required capital for the claim. If there are two assessments from the rating agencies used by an insurer and these assessments differ, the insurer must apply the credit risk factor corresponding to the lower of the two ratings. If there are three or more assessments for a claim from an insurer's chosen rating agencies, the insurer must exclude one of the ratings that corresponds to the lowest credit risk factor, and then use the rating that corresponds to the lowest remaining credit risk factor (i.e., the insurer must use the second-highest rating from those available, allowing for multiple occurrences of the highest rating).

Where an insurer holds a particular securities issue that carries one or more issue-specific assessments, the credit risk factor for the claim will be based on these assessments. Where an insurer's claim is not an investment in a specifically rated security, the following principles apply.

1. In circumstances where the borrower has a specific rating for an issued debt security, but the insurer's claim is not an investment in this particular security, a rating of BBB or better on the rated security may only be applied to the insurer's unrated claim if this claim ranks as equal (*pari passu*) or senior to the rated claim in

all respects. If not, the credit rating of the rated claim cannot be used and the insurer's unrated claim must be treated as an unrated obligation.

2. In circumstances where the borrower has an issuer rating, this assessment typically applies to senior unsecured claims on that issuer. Consequently, only senior claims on that issuer will benefit from a high-quality (BBB or better) issuer assessment. Other unassessed claims on the issuer will be treated as unrated. If either the issuer or one of its issues has a rating of BB or lower, this equivalent rating must be used to determine the capital charge for an unrated claim on the issuer.
3. Short-term assessments are deemed to be issue specific. They can only be used to derive the credit risk factor applied for claims arising from the rated claim and cannot be extended to other short-term claims. Under no circumstances can a short-term rating be used to support a capital charge for an unrated long-term claim.
4. Where the credit risk factor for an unrated exposure is based on the rating of an equivalent exposure to the borrower, foreign currency ratings must be used for exposures in foreign currency. Canadian currency ratings, if separate, are only to be used to determine the credit risk factor for claims denominated in Canadian currency.

The following additional conditions apply to the use of ratings.

1. External assessments for one entity within a corporate group may not be used to determine the credit risk factors for other entities within the same group.
2. No rating may be inferred for an unrated entity based on assets that the entity possesses.
3. To avoid the double counting of credit enhancement factors, insurers may not recognize credit risk mitigation under sections 3.2 and 3.3 if the credit enhancement has already been reflected in the issue-specific rating.
4. An insurer may not recognize a rating if the rating is at least partly based on unfunded support (e.g., guarantees, credit enhancement or liquidity facilities) provided by the insurer itself or one of its affiliates.
5. Any assessment used must take into account and reflect the entire amount of credit risk exposure an insurer has with regard to all payments owed to it. In particular, if an insurer is owed both principal and interest, the assessment must fully take into account and reflect the total credit risk associated with repayment of both principal and interest.

Insurers may not rely on unsolicited ratings in determining the credit risk factor for an asset, except where the asset is a sovereign exposure and a solicited rating is not available.

3.1.2 Credit Risk Factors Based on External Ratings

The credit risk factors in the following table apply to rated credit exposures that meet the criteria set out in section 3.1.1. The exposures for which these factors may be used include bonds, loans, mortgages, guarantees, and off-balance sheet exposures. However, these

factors may not be used for reinsurance exposures (refer to section ~~3.1.7~~ 3.1.7), asset-backed securities (refer to section ~~3.4~~ 3.4), and capital instruments (including subordinated debt) issued by Canadian or foreign financial institutions that qualify as regulatory capital ~~for~~ the issuer (refer to section ~~5.2.25.2.2~~ 5.2.25.2.2). The factors depend on the rating and effective maturity of the exposure.

Rating category Category ⁷¹	Effective Maturity In Years					
	1	2	3	4	5	10
AAA	0.25%	0.25%	0.50%	0.50%	1.00%	1.25%
AA	0.25%	0.50%	0.75%	1.00%	1.25%	1.75%
A	0.75%	1.00%	1.50%	1.75%	2.00%	3.00%
BBB	1.50%	2.75%	3.25%	3.75%	4.00%	4.75%
BB	3.75%	6.00%	7.25%	7.75%	8.00%	8.00%
B	7.50%	10.00%	10.50%	10.50%	10.50%	10.50%
Lower than B	15.50%	18.00%	18.00%	18.00%	18.00%	18.00%

For effective maturities of 1 to 10 years, the factor must be determined using linear interpolation between the nearest effective maturities in the above table. For effective maturities greater than 10 years, the factor for 10-year effective maturity is used. For effective maturities less than 1 year, the factor for 1-year effective maturity is used.

For an instrument subject to a determined cash flow schedule, effective maturity⁷² is defined as:

$$\text{Effective maturity (M)} = \frac{\sum_t t \times CF_t}{\sum_t CF_t}$$

where:

CF_t denotes the cash flows (principal, interest payments and fees) contractually payable by the borrower in period t .

If an insurer is unable to calculate the effective maturity of the contracted payments according to the above formula, it may use the maximum remaining time (in years) that the borrower may take to fully discharge its contractual obligation (principal, interest, and

⁷¹ ~~Refer to~~ Appendix 3-A ~~for~~contains a table showing equivalent ratings from ~~the rating agencies listed in section 3.1.1-DBRS, Moody's, S&P, Fitch, KBRA, JCR and R&I.~~

⁷² An approximation may be used under section 1.4.5.

fees) under the terms of the loan agreement as the effective maturity. Normally, this will be the nominal maturity of the instrument.

If a traded bond has an embedded put option for the benefit of the bondholder, an insurer may use the cash flows up to the put date to calculate effective maturity if, at the bond's current market price, the yield to the put date is greater than the yield to maturity based on the bond's current market value. For any debt security, the presence of an obligor prepayment option (call option) does not affect the calculation of effective maturity.

For derivatives subject to a general netting agreement, the weighted average maturity of the transactions must be used when calculating the effective maturity. Further, the notional amount of each transaction must be used for weighting the maturity.

When an insurer has multiple exposures to an entity or to related entities,⁷³ it must aggregate the exposures within each rating grade and asset type (e.g., A-rated mortgages, BBB-rated bonds and loans) before calculating the effective maturity for the exposures.⁷⁴⁻⁷⁵

3.1.3 Short-Term Securities

A factor of 0.3% applies to demand deposits, cheques, acceptances and similar obligations of regulated deposit-taking institutions subject to the solvency requirements of the Basel Committee on Banking Supervision (Basel Committee) and that have an original maturity of less than three months.

The credit risk factors in the table below apply to rated credit exposures that meet the criteria set out in section 3.1.1.

Rating category ⁷⁶	Factor
S1	0.3%
S2	0.6%
S3	2.5%
All other short-term ratings	10%

⁷³ A related entity can include a parent company, a sister company, a subsidiary or any other affiliate.

⁷⁴ The effective maturity for the exposures to related entities within each rating grade can also be calculated as a weighted average of the effective maturities of the individual exposures. The weight to apply to each exposure's maturity is equal to the exposure's total non-discounted cash flows divided by the total non-discounted cash flows for all exposures to the related entities.

⁷⁵ An approximation may be used under section 1.4.5.

⁷⁶ ~~Refer to Appendix 3-A for a table showing equivalent ratings from the rating agencies listed in section 3.1.1. Appendix 3-A contains a table showing equivalent ratings from DBRS, Moody's, S&P, Fitch, KBRA, JCR and R&I.~~

3.1.4 Entities Eligible for a 0% Factor

Bonds, notes and other obligations of the following entities are eligible for a 0% credit risk factor:

- the Government of Canada;
- Sovereigns rated AA or better and their central banks, provided such rating applies to the currency in which an obligation is issued;⁷⁷
- Unrated sovereigns with a country risk classification of 0 or 1, as assigned by participants in the “Arrangement on Officially Supported Export Credits”⁷⁸ for obligations denominated in the sovereign’s domestic currency;
- Canadian provincial and territorial governments;
- Agents of the Government of Canada, its provinces and territories whose debts are, by way of their ~~their~~ enabling legislation, direct obligations of these governments;
- Bank for International Settlements;
- International Monetary Fund;
- European Community and European Central Bank;
- The following multilateral development banks:
 - International Bank for Reconstruction and Development (IBRD)
 - International Finance Corporation (IFC)
 - Asian Development Bank (ADB)
 - African Development Bank (AfDB)
 - European Bank for Reconstruction and Development (EBRD)
 - Inter-American Development Bank (IADB)
 - European Investment Bank (EIB)
 - European Investment Fund (EIF)
 - Nordic Investment Bank (NIB)
 - Caribbean Development Bank (CDB)
 - Islamic Development Bank (IDB)
 - Council of Europe Development Bank (CEDB)
 - The International Finance Facility for Immunization (IFFIm)
 - Multilateral Investment Guarantee Agency (MIGA)

⁷⁷ Sovereign obligations rated lower than AA- may not receive a factor of 0%, and are instead subject to the requirements in section 3.1.2.

⁷⁸ This classification is available on the OECD website (<http://www.oecd.org>), on the “Export Credits” web page under the “Trade” topic.

- Public sector entities in jurisdictions outside Canada where:
 - the jurisdiction's sovereign rating is AA or better, and
 - the national bank supervisor in the jurisdiction of origin permits banks under its supervision to use a risk weight of 0% for the public sector entity under the Basel Framework
- recognized exchanges and clearing houses that serve as central counterparties⁷⁹ to derivatives and securities financing transactions.

3.1.5 Unrated Claims

Unrated short-term facilities having an original maturity of less than one year must receive the credit risk factor corresponding to rating category ~~S3~~ **C3**, unless an issuer has a short-term facility with an assessment that warrants a capital requirement of 10%. If an issuer has such a short-term facility outstanding, ~~the credit risk factor of 10% must also be applied to~~ all unrated debt claims on the issuer, whether long term or short term, also receive a capital credit of 10% unless the insurer uses recognized credit risk mitigation techniques (refer to sections 3.2 and 3.3) for such claims.

If it is not possible to infer a rating for a bond or loan using the rules in section 3.1.1, the insurer must use the risk factor of 6%. This factor also applies to derivative instruments or other capital market transactions for which a rating cannot be inferred. However, unrated Québec municipal bonds are allocated factors applicable to A-rated credit exposures, as specified in section 3.1.2.

3.1.6 Mortgages⁸⁰

An insurer may use a ratings-based factor from section ~~3.1.2~~ for a mortgage if the mortgage meets the criteria for use of a rating set out in section ~~3.1.1~~.

⁷⁹ A central counterparty (CCP) is an entity that interposes itself between counterparties to contracts traded within one or more financial markets, becoming the legal counterparty so that it is the buyer to every seller and the seller to every buyer. A qualifying central counterparty (QCCP) is an entity that is licensed to operate as a central counterparty (including a licence granted by way of ~~confirming~~ confirmation and exemption), and is permitted by the appropriate regulatory or supervisory body to operate as such with respect to the products offered. This is subject to the provision that the CCP is prudentially supervised in the jurisdiction where it is established and that the regulatory or supervisory body of this jurisdiction has established and publicly indicated that it applies to this CCP on an ongoing basis the domestic rules and regulations that are consistent with the CPSS-IOSCO *Principles for Financial Market Infrastructures*. To qualify for a 0% factor, the CCP must mitigate, on a daily basis, its credit risk exposure to all its counterparties ~~to~~ ensure its protection with regard to credit risk. The 0% factor may not be used in respect of transactions that have been rejected by the CCP, nor in respect of equity investments, guarantee fund or default fund obligations in relation to the CCP. Where the CCP operates in a jurisdiction that does not have a CCP regulator applying the Principles to the CCP, the AMF may make the determination of whether the CCP meets this definition.

⁸⁰ Mortgage-backed securities, collateralized mortgage obligations or any other ~~asset-backed~~ securities are not subject to this section and are covered in section 3.4.

For other mortgages, the following factors apply:

Factor	Mortgage Category
0%	Mortgages that are guaranteed by Canada Mortgage and Housing Corporation (CMHC), or that are otherwise insured under the <i>National Housing Act</i> , R.S.C. 1985, c. N-11 (NHA) or equivalent provincial mortgage insurance program
See below	Mortgages guaranteed by private sector mortgage insurers
2%	Qualifying residential mortgage loans and qualifying home equity lines of credit
6%	Commercial mortgage loans (office, retail store, industrial, hotel, other)
6%	Non-qualifying residential mortgage loans, and non-qualifying home equity lines of credit
10%	Mortgage loans guaranteed by undeveloped land (e.g., construction financing), other than land used for agricultural purposes or the production of minerals. A property recently constructed or renovated will be considered as under construction until it is completed and 80% leased.
10%	The portion of the mortgage that is based on an increase in value occasioned by a change in use of the mortgaged asset
18%	Impaired and restructured mortgages, net of write-downs and specific provisions <u>expected losses</u>

Where a mortgage is comprehensively insured by a private sector mortgage insurer that has a backstop guarantee provided by the Government of Canada (e.g., a guarantee made pursuant to the *Protection of Residential Mortgage or Hypothecary Insurance Act*⁸¹), insurers must recognize the risk-mitigating effect of the counter-guarantee by reporting the portion of the exposure that is covered by the Government of Canada backstop as if this portion were directly guaranteed by the Government of Canada. The remainder of the exposure is treated as an exposure to the mortgage guarantor in accordance with the rules set out in section 3.3.

Residential mortgage loans and home equity lines of credit must meet one of the following criteria in order to qualify for a 2% factor:

1. The loan or line of credit is secured by a first mortgage on an individual condominium residence or one- to four-unit residential dwelling is made to one or more person or guaranteed by one or more persons, is not more than 90-days past due, and does not exceed a loan-to-value ratio of 80%.
2. The loan or line of credit is guaranteed by a first or junior collateral mortgage on a condominium residence or one- to four-unit residential dwelling, is made to one or more persons or guaranteed by one or more persons, provided no party other than the insurer holds a senior or intervening lien on this property. Further, the loan or line of credit is no more than 90-days past due, and the loan-to-value ratio of all

⁸¹ S.C.-2011, ch.-15, s. 20.

loans held by the insurer and secured by the same property does not, collectively, exceed 80%.

Investments in hotel and time-share properties do not qualify for a factor of 2%.

3.1.7 Reinsurance Registered reinsurance contracts held
3.1.7—Assets and Receivables

Factor	Reinsurance contracts held Assets and Receivables
0.7%	Registered <u>The portion of registered reinsurance receivables contract held assets that is currently receivable⁸²</u>
0.7%	Reinsurance premiums due from federally or provincially regulated insurers
2.5%	Reinsurance assets arising from <u>The portion of registered reinsurance contract assets held that is not currently receivable</u>
5%	Receivables outstanding less than 60 days⁸³, including receivables arising from unregistered reinsurance
10%	Receivables outstanding 60 days or more⁸⁴, including receivables arising from unregistered reinsurance

Refer to section ~~10.1~~ 10.1 for the definitions of registered and unregistered reinsurance. ~~Under certain circumstances~~ For a registered reinsurance contract held asset, the portion that is deemed to be receivable is the amount of the asset that is due to be paid to the insurer within 90 days, and is related to claims that have already been incurred. The capital requirement for registered reinsurance assets contracts held that is calculated with using the 2.5% factor may be reduced under specific circumstances (refer to section ~~10.5.3~~ 10.4.3). The amounts to which the 2.5% factor for reinsurance contracts must be applied are the reinsurance contract held assets for:

- ~~Positive~~ ceded existing business; and
- ~~retroceded future business assumed through~~ reinsurance.

These assets must be calculated under Best Estimate Assumptions, with the currently receivable portions excluded.

Reinsurance contract held assets due from a reinsurer may be offset by negative insurance and reinsurance assets for each reinsurer. Within liabilities due to the reinsurer. The total amount of reinsurance contract assets held per reinsurer is limited to zero⁸⁵ within each homogeneous block of participating block of business products within a geographic region

⁸² An approximation may be used under section 1.4.5.

⁸³ An approximation may be used under section 1.4.5.

⁸⁴ An approximation may be used under section 1.4.5.

⁸⁵ An approximation may be used under section 1.4.5.

(refer to Chapter 9) and each non-participating block of ~~business products~~ within a geographic region, ~~total reinsurance assets by reinsurer are floored at zero~~⁸⁶. Guarantee instruments provided by reinsurers under registered reinsurance arrangements may be recognized, provided the criteria of sections 3.2 and 3.3 are met.

3.1.8 Other Items

Factor	Other Items
0%	Cash held on the insurer's own premises
0%	Unrealized gains and accrued receivables on forwards, swaps, purchased options and similar derivative contracts where they have been included in the off-balance sheet calculation
0%	Any item deducted from Available Capital, including goodwill, other intangible assets, deferred tax assets and investments in deconsolidated subsidiaries and considered under the equity method as per section 1.3
0%	Instalment premiums receivable (not yet due)
5%	Premiums Receivables reported as separate items on the balance sheet outstanding less than 60 days, ⁸⁷ including instalment premiums receivable ⁸⁸
10%	Premiums Receivables reported as separate items on the balance sheet outstanding more than 60 days, ⁸⁹ including instalment premiums receivable or more ⁹⁰
10%	Balance sheet value of miscellaneous items (e.g., agents' debit balances and prepaid and deferred expenses)
10%	The amount of available refunds from defined benefit pension plan surplus assets included in Tier 1 Capital (refer to section 2.1.2.42.1.2.4)
10%	Instruments or investments that are not specifically identified in sections 3.1, 5.2, 5.3 or 5.4.
20%	Assets held for sale ⁹¹

⁸⁶ ~~An approximation may be used under section 1.4.5.~~

⁸⁷ ~~An approximation may be used under section 1.4.5.~~

⁸⁸ ~~An approximation may be used under section 1.4.5.~~

⁸⁹ ~~An approximation may be used under section 1.4.5.~~

⁹⁰ ~~An approximation may be used under section 1.4.5.~~

⁹¹ An insurer may use the 20% factor, or ~~may use~~ the option of reclassification. If the insurer elects to use the 20% factor, the associated liabilities that are held for sale must be included in the calculation of the capital requirement. Under the alternative reclassification approach, assets held for sale are reclassified on the balance sheet according to their nature. For example, real estate held for sale may be reclassified as a real estate investment or a disposal group classified as held for sale may be re-consolidated. If this option is elected, any write-downs made as a result of re-measuring the assets at the lower of carrying amount and fair value less costs to sell must not be reversed at the time of the reclassification or reconsolidation; the write-downs must be held in retained earnings for the purposes of CARLI. The write-down amount must be applied to the reclassified and reconsolidated assets in a manner consistent with the basis for the write-down of the held-for-sale assets. If an insurer applies this option for a disposal group, a pro-forma CARLI form that includes the anticipated impact of the sale must be filed with the regular form upon its transmission to the AMF. The calculation on the pro-forma form must include all items affecting the results (e.g., the

Factor	Other Items
25%	Deferred tax assets not deducted from Available Capital

3.1.9 Leases

3.1.9.1 Lessee

Where the insurer is the lessee, the capital requirement for the associated asset held on the balance sheet is based on the underlying property leased as per section 5.3.

3.1.9.2 Lessor

Insurers may use a 0% factor for leases that represent a direct obligation of an entity that is eligible for a 0% credit risk factor under section 3.1.4. This same factor may also be used for a lease that is guaranteed by such an entity if the guarantee meets the criteria for recognition under section 3.3. The 0% factor may not be used for leases where an insurer does not have direct recourse to an entity eligible for a 0% factor under the terms of the obligation, even if such an entity is the underlying lessee.

For finance leases, a 6% credit risk factor applies if the lease is secured only by equipment. If the lease is also secured by the general credit of the lessee and the lease is rated or a rating for the lease can be inferred under section 3.1.1, the credit risk factor for the lease is the same as the credit risk factor in section 3.1.2 for a bond having the same rating and effective maturity as the lease. Any rating used must be applicable to the direct obligor of the instrument held by the insurer (or the direct guarantor, if recognition is permitted under section 3.3), which may be different from the underlying lessee. If no rating can be inferred, the credit risk factor is 6%.

The details of the calculations and factors used must be ~~disclosed~~included in the Capital Guideline Certification Report.

3.1.10 Impaired and Restructured Assets

The requirements for impaired and restructured assets in this section replace the requirements that would otherwise apply to a performing asset. They are to be applied instead of (not in addition to) the requirements for the asset before it became impaired or was restructured.

A factor of 18% applies to the unsecured portion of any asset (i.e., the portion not secured by collateral or guarantees) that is impaired, has been restructured, or for which there is reasonable doubt about the timely collection of the full amount of principal or interest (including a loan that, based on its terms and conditions, is more than 90 days in arrears),

projected gain or loss on sale, the projected impact of other related transactions and agreements entered into in relation to the sale), which may or may not be recognized at period-end. The details of the adjustments required on the pro-forma form must be disclosed in the Capital Guideline Certification Report.

and that does not carry an external rating from an agency listed in section 3.1.1. This factor is applied to the net carrying amount of the asset on the balance sheet, and defined as the principal balance of the asset net of write-downs and specific allowances-expected losses. For the purpose of defining the asset portion of a past due obligation, eligible collateral and guarantees are the same as in sections 3.2 and 3.3.

An asset is considered to have been restructured when the insurer, for economic or legal reasons related to the obligor's financial difficulties, grants a concession that it would not otherwise have considered. The 18% factor will continue to apply to restructured assets until cash flows have been collected for a period of at least one year, in accordance with the terms of the restructuring.

3.1.11 Credit Protection Provided

When the insurer has guaranteed a debt security (e.g., through the sale of a credit derivative) or synthetically replicated the cash flows from a debt security (e.g., through reinsurance), it must hold the same amount of capital as if it had held the security directly. These exposures must be presented as off-balance sheet instruments according to Chapter 4.

Where an insurer provides credit protection on a securitization tranche rated BBB or better via a first-to-default credit derivative on a basket of assets, the capital requirements may be determined as the notional amount of the derivative times the credit risk factor corresponding to the tranche's rating, provided that this rating represents an assessment of the underlying tranche that does not take account of any credit protection provided by the insurer. If the underlying product does not have an external rating, the insurer may either 1) treat the full notional value of the derivative as a first-loss position within a tranching structure and apply a 60% credit risk factor (refer to section 3.4.3), or it may 2) calculate the required capital as the notional amount times the sum of the credit risk factors for each asset in the basket. In the case of a second-to-default credit derivative where the underlying product does not have an external rating, the insurer may exclude the asset in the basket having the lowest credit risk factor if using the second approach.

3.2 Collateral

A collateralized transaction is one in which:

- an insurer has an actual exposure or potential exposure to credit risk;
- that credit exposure or potential credit exposure is hedged in whole or in part by collateral posted by a counterparty⁹² or by a third party on behalf of the counterparty.

⁹² In this section, "counterparty" is used to denote a party to whom an insurer records an on- or off-balance sheet credit exposure or a potential credit exposure. That exposure may, for example, take the form of a loan of cash or securities (where the counterparty would traditionally be called the borrower), of securities posted as collateral, of a commitment, or of an exposure under an OTC derivatives contract.

The following criteria must be met before capital relief will be granted in respect of any form of collateral.

1. The effects of collateral may not be double counted. Therefore, insurers may not recognize collateral on claims for which an issue-specific rating is used that already reflects that collateral. All criteria in section ~~3.1.1~~ regarding the use of ratings remain applicable to collateralized transactions.
2. All documentation used in collateralized transactions must be binding on all parties and legally enforceable in all relevant jurisdictions. The insurer must verify this in advance with sufficient research and have a well-founded legal basis to reach this conclusion. This research must be subsequently reviewed as needed to ensure the permanent legal validity of this documentation.
3. The legal mechanism by which collateral is pledged or transferred must ensure that the insurer has the right to liquidate or take legal possession of it, in a timely manner, in the event of the default, insolvency or bankruptcy (or one or more otherwise-defined credit events set out in the transaction documentation) of the counterparty (and, where applicable, of the custodian holding the collateral). Furthermore, insurers must take all steps necessary to fulfil those requirements under the law applicable to the insurer's interest in the collateral for obtaining and maintaining an enforceable security interest (e.g., by registering its rights to the collateral) or for exercising a right to net or set off in the case of title transfer of the collateral.
4. The credit quality of the counterparty and the value of the collateral must not have a material positive correlation. For example, securities issued by the counterparty or by any of its affiliates are ineligible.
5. Insurers must have clear and robust procedures for the timely liquidation of collateral to ensure that any legal conditions required for declaring the default of the counterparty and liquidating the collateral are observed, and that collateral can be liquidated promptly.
6. Where collateral is held by a custodian, insurers must take reasonable steps to ensure that the custodian segregates the collateral from its own assets.

Collateralized transactions are classified according to whether they are ~~1) policy loans, 2) capital markets transactions, 3)~~ or other secured lending arrangements. The category of capital markets transactions includes repo-style transactions (e.g., repos and reverse repos, and securities lending and borrowing) and other capital-markets driven transactions (e.g., OTC derivatives and margin lending).

The actuary must explain in the Capital Guideline Certification Report how he has verified that the collateral complies with the preceding criteria. Documentation supporting these explanations must be kept and be made available to the AMF upon request.

~~3.2.1~~ **Policy Loans**

~~Loans for which insurance policies are provided as collateral will receive a 0% credit risk factor if they satisfy the following conditions.~~

~~Both the loan and the policy provided as collateral are issued by and remain held by the insurer.~~

- ~~1. The term of the loan does not exceed the term of the policy provided as collateral.~~
- ~~2. The insurer has the legal right and intention of offset in the event the loan goes into default or the policy is cancelled.~~
- ~~3. Amounts owing under the loan, including any unpaid interest, are never greater than the amounts to be paid under the policy.~~
- ~~4. The policy will be surrendered if the loan balance exceeds its surrender value.~~

~~If any of these conditions are not met, a credit risk factor of 10% must be applied to the loan.~~

3.2-23.2.1 Eligible Financial Collateral

The following collateral instruments may be recognized for secured lending and capital markets transactions.

- Debt securities rated by a recognized rating agency (refer to section 3.1.1) where these securities are:
 - rated BB or better and issued by an entity eligible for a 0% bond factor;
 - rated BBB or better and issued by other entities (including banks, insurers, and securities firms); or
 - short-term and rated S3 or better.
- Debt securities not rated by a recognized rating agency where:
 - the securities are issued by a Canadian bank whose equity is listed on a recognized exchange;
 - the original maturity of the securities is less than one year;
 - the securities are classified as senior debt;
 - all debt issues by the issuing bank having the same seniority as the securities and that have been rated at least BBB or S3 by a recognized rating agency.
- Equities and convertible bonds that are included in a main index.
- Gold.

- Mutual funds where:
 - a price for the units is publicly quoted daily; and
 - the ~~mutual fund is~~funds are limited to investing in the above-mentioned instruments listed above.⁹³

Additionally, the following collateral instruments may be recognized for capital markets transactions:

- Equities and convertible bonds that are not included in a main index but that are listed on a recognized exchange, and mutual funds that include such equities and bonds.

For collateral to be recognized in a secured lending transaction, it must be pledged for at least the life of the loan. For collateral to be recognized in a capital markets transaction, it must be secured in a manner that would preclude release of the collateral unless warranted by market movements, the transaction is settled, or the collateral is replaced by new collateral of equal or greater value.

3.2.33.2.2 Secured Lending

Collateral received in secured lending must be revalued on a mark-to-market basis at least every six months. The market value of collateral that is denominated in a currency different from that of the loan must be reduced by 30%. The portion of a loan that is collateralized by the market value of eligible financial collateral receives the credit risk factor applicable to the collateral instrument, subject to a minimum of 0.375% with the exception noted below. The remainder of the loan is assigned the risk factor appropriate to the counterparty.

A 0% credit risk factor may be used for a secured lending transaction if:

1. the loan and the collateral are denominated in the same currency; and
2. the collateral consists entirely of securities eligible for a 0% credit risk factor; and
3. the market value of the collateral is at least 25% greater than the balance sheet value of the loan.

3.2.43.2.3 Capital Markets Transactions

3.2.413.2.3.1 Introduction

When taking collateral for a capital markets transaction, an insurer must calculate an adjusted exposure amount to a counterparty for capital adequacy purposes in order to take account of the effects of that collateral. Using haircuts, the insurer needs to adjust

⁹³ However, the use of derivative instruments by a mutual fund solely to hedge investments listed as eligible financial collateral shall not prevent units in that mutual fund from being recognized as eligible financial collateral.

both the amount of 1) the exposure to the counterparty, and 2) the value of any collateral received in support of the counterparty's obligations. Such adjustments are made to take into account possible future fluctuations in these amounts⁹⁴ due to market fluctuations. This will produce volatility-adjusted amounts for both the exposure and the collateral. Unless either side of the transaction is in cash, the volatility-adjusted amount for the exposure will be higher than the exposure itself, and for the collateral it will be lower. Additionally, where the exposure and collateral are held in different currencies, an additional downwards adjustment must be made to the volatility-adjusted collateral amount to take into account the volatility related to possible future fluctuations in exchange rates.

Where the volatility-adjusted exposure amount is greater than the volatility-adjusted collateral amount (including any further adjustment for ~~foreign-exchange~~ currency risk), required capital corresponds to the difference between the two, multiplied by the credit risk factor appropriate to the counterparty.

Section 3.2.3.2 describes the size of the individual haircuts used. These haircuts depend on the type of instrument and the type of transaction. The haircut amounts are then scaled using a square root of time formula depending on the frequency of remargining. Section 3.2.3.3 sets out the conditions under which insurers may use 0% haircuts for certain types of repo-style transactions that include government bonds. Finally, section 3.2.3.4 describes the treatment of general netting agreements.

3.2.4.23.2.3.2 Calculation of the Capital Requirement

For a collateralized capital markets transaction, the exposure amount after risk mitigation is calculated as follows:

$$E^* = \max(0, [E \times (1 + H_e) - C \times (1 - H_c - H_{fx})])$$

where:

- E^* is the exposure value after risk mitigation
- E is the current value of the exposure
- H_e is the haircut appropriate to the exposure
- C is the current value of the collateral received
- H_c is the haircut appropriate to the collateral
- H_{fx} is the haircut appropriate for currency mismatch between the collateral and the exposure.

The exposure amount after risk mitigation is multiplied by the credit risk factor appropriate to the counterparty to obtain the requirements for the collateralized transaction.

⁹⁴ The exposure amount may vary where, for example, securities are being lent.

When the collateral consists of a basket of assets, the haircut to be used on the basket is the average of the haircuts applicable to assets in the basket, where the average is weighted according to the market values of the assets in the basket.

The following are the standard haircuts, expressed as percentages:

Issue rating for debt securities	Remaining maturity <u>Maturity</u>	Securities eligible for a 0% credit risk factor	Other securities	Securitizations
AAA to AA S1	≤ 1 year	0.5	1	2
	>1 year and ≤ 3 years	2	3	8
	>3 years and ≤ 5 years		4	
	>5 years and ≤ 10 years	4	6	16
	> 10 years		12	
A to BBB S2 and S3	≤ 1 year	1	2	4
	>1 year and ≤ 3 years	3	4	12
	>3 years and ≤ 5 years		6	
Unrated bank debt securities	>5 years and ≤ 10 years	6	12	24
	> 10 years		20	
BB	All	15	Not eligible	Not eligible
Main index equities and convertible bonds, and gold		20		
Other equities and convertible bonds listed on a recognized exchange		30		
Mutual funds		Highest haircut applicable to any security in which the fund can invest		

The standard haircut for currency risk where the exposure and collateral are denominated in different currencies is 8%.

For transactions in which an insurer lends cash, the haircut to be applied to the exposure is 0%.⁹⁵ For transactions in which an insurer lends non-eligible instruments (e.g., corporate debt securities rated lower than BBB-), the haircut to be applied to the exposure must be the same as that applied to an equity that is traded on a recognized exchange but not part of a main index.

For collateralized OTC derivatives transactions, the E^* component term $E \times (1 + H_e)$, representing the volatility-adjusted exposure amount before risk mitigation, is replaced by the exposure amount for the derivatives transaction calculated using the current ~~exposure~~risk assessment method as described in ~~Section~~section 4.1. This is either the positive replacement cost of the transaction plus the add-on for potential future exposure, or, for a series of contracts eligible for netting, the net replacement cost of the contracts plus A_{Net} (refer to section ~~4.2.2~~ for the definition). The haircut for currency risk must be applied when there is a mismatch between the collateral currency and the settlement currency, but no additional adjustments beyond a single haircut for currency risk are required if there are more than two currencies involved in collateral, settlement and exposure measurement.

All of the standard haircuts listed above must be scaled by a square root of time factor according to the following formula:

$$H_t = H \times \sqrt{\frac{S + T - 1}{10}}$$

where:

- H_t represents ~~any of the~~ haircut used in calculating the exposure amount after risk mitigation
- H is the standard haircut specified above for the exposure or collateral
- N is the actual number of business days between remargining under the transaction
- T is equal to 5 for repo-style transactions, and 10 for all other capital markets transactions.

3.2.4.33.2.3.3 Conditions for Using 0% Haircuts

Insurers may apply 0% haircuts to both the exposure and collateral for repo-style transactions that satisfy the following conditions, and for which the counterparty is a core market participant as defined below.

1. Both the exposure and the collateral are cash or securities issued by the Government of Canada or a provincial or territorial government in Canada.

⁹⁵ ~~An~~The insurer may use a haircut of 0% for cash received as collateral if the cash is held in Canada in the form of a deposit at one of the insurer's banking subsidiaries.

2. Both the exposure and the collateral are denominated in the same currency.
3. Either the transaction is overnight or both the exposure and the collateral are marked to market daily and are subject to daily remargining.
4. Following a counterparty's failure to remargin, the time that is required between the last mark to market before the failure to remargin and the liquidation⁹⁶ of the collateral is considered to be no more than four business days.
5. The transaction is settled across a settlement system proven for that type of transaction.
6. The documentation covering the agreement is standard market documentation for repo-style transactions in the securities concerned.
7. The transaction is governed by documentation specifying that if the counterparty fails to satisfy an obligation to deliver cash or securities or to deliver margin or otherwise defaults, then the transaction is immediately terminable.
8. Upon any default event, regardless of whether the counterparty is insolvent or bankrupt, the insurer has the unfettered, ~~legally enforceable~~ right to immediately seize and liquidate the collateral for its benefit.

Core market participants include the following entities:

- sovereigns, central banks and public sector entities
- banks and securities firms
- other financial companies (including insurers) rated AA- or better
- regulated mutual funds that are subject to capital or leverage requirements
- regulated pension funds
- recognized clearing organizations.

3.2.4.43.2.3.4 Treatment of Repo-Style Transactions Covered Under General Netting Agreements

The effects of bilateral netting agreements covering repo-style transactions will be recognized on a counterparty-by-counterparty basis if the agreements are legally enforceable in each relevant jurisdiction upon the occurrence of an event of default and regardless of whether the counterparty is insolvent or bankrupt. In addition, netting agreements must:

⁹⁶ This does not require an insurer to always liquidate the collateral but rather to have the capability to do so within the given time frame.

1. provide the non-defaulting party the right to terminate and close out in a timely manner all transactions under the agreement upon an event of default, including in the event of insolvency or bankruptcy of the counterparty;
2. provide for the netting of gains and losses on transactions (including the value of any collateral) terminated and closed out under it so that a single net amount is owed by one party to the other;
3. allow for the prompt liquidation or setoff of collateral upon the event of default;
4. be, together with the rights arising from the provisions required above, legally enforceable in each relevant jurisdiction upon the occurrence of an event of default and regardless of the counterparty's insolvency or bankruptcy.

For repo-style transactions governed by a general netting agreement, the exposure amount after risk mitigation will be calculated as follows:

$$E^* = \max(0, [\sum -E - \sum -C + \sum (E_s \times H_s) + \sum (E_{fx} \times H_{fx})])$$

where:

- E^* is the exposure value after risk mitigation
- E is the current value of the exposure
- C is the current value of the collateral received
- E_s is the absolute value of the net position in a given security in the agreement
- H_s is the haircut appropriate to E_s
- E_{fx} is the absolute value of the net exposure in each currency under the agreement that is different from the settlement currency
- H_{fx} is the haircut appropriate for currency mismatch.

All other rules regarding the calculation of haircuts in section 3.2.3.2 equivalently apply for insurers using bilateral netting agreements for repo-style transactions.

3.3 Guarantees and Credit Derivatives

Where guarantees⁹⁷ or credit derivatives are direct, explicit, irrevocable and without restrictions, and insurers fulfil certain minimum operational conditions relating to risk management processes, they will be allowed to take account of such credit protection in calculating capital requirements. The capital treatment is founded on the substitution approach, whereby the protected portion of a counterparty exposure is assigned the credit risk factor of the guarantor or protection provider, while the uncovered portion retains the risk factor of the underlying counterparty.

⁹⁷ Letters of credit for which an insurer is the beneficiary are included within the definition of guarantees, and receive the same treatment.

Thus, only guarantees issued by or protection provided by entities with a lower risk factor than the counterparty will lead to reduced capital requirements. A range of guarantors and protection providers is recognized.

The actuary must explain in the Capital Guideline Certification Report how he has verified that the guarantees and credit derivatives comply with the preceding criteria. Documentation supporting these explanations must be kept and be made available to the AMF upon request.

3.3.1 Operational Requirements Common to Guarantees and Credit Derivatives

The effects of credit protection may not be double counted. Therefore, no capital recognition is given to credit protection on claims for which an issue-specific rating is used that already reflects that protection. All criteria in section 3.1.1 around the use of ratings remain applicable to guarantees and credit derivatives.

A guarantee (counter-guarantee) or a credit derivative must meet all the following conditions to be recognized in the calculation of the capital requirement.

1. It must represent a direct claim on the protection provider and must be explicitly referenced to a specific exposure or a pool of exposures, so that the extent of the cover is clearly defined and incontrovertible.
2. Except in the case of non-payment by a protection purchaser of money due in respect of the credit protection contract, it must be irrevocable; there must be no clause in the contract that would allow the protection provider unilaterally to cancel the credit cover or that would increase the effective cost of cover as a result of deteriorating credit quality in the hedged exposure.⁹⁸
3. It must also be unconditional; there must be no clause in the protection contract outside the direct control of the insurer that could prevent the protection provider from being obliged to pay out in a timely manner in the event that the original counterparty fails to make the payment(s) due.
4. All documentation used to warrant guarantees and credit derivatives must be binding on all parties and legally enforceable in all relevant jurisdictions. The insurer must verify this in advance with sufficient legal research and have a well-founded legal basis to reach this conclusion. This research must be subsequently reviewed as needed to ensure the permanent legal validity of this documentation.⁹⁹

3.3.2 Additional Operational Requirements for Guarantees

The following conditions must be satisfied for a guarantee to be recognized.

⁹⁸ Note that the irrevocability condition does not require that the credit protection and the exposure be maturity matched, but rather that the maturity agreed ex ante cannot be reduced ex post by the protection provider.

⁹⁹ The legal opinion and the documentation on which the insurer relies must be made available to the AMF upon request.

1. In the event of default/non-payment of the counterparty, the insurer can in a timely manner pursue the guarantor for any monies outstanding under the documentation governing the transaction. The guarantor may make one lump sum payment of all outstanding monies to the insurer, or may assume the future payment obligations of the counterparty covered by the guarantee. The insurer must have the right to receive any such payments from the guarantor without first having to take legal action against the counterparty for payment of arrears.
2. The guarantee is an explicitly documented obligation assumed by the guarantor.
3. Except as noted in the following sentence, the guarantee covers all types of payments the obligor is expected to make under the documentation governing the transaction, for example notional amount and margin payments. Where a guarantee covers payment of principal only, interest and other uncovered payments ~~should~~must be treated as an unsecured amount in accordance with section 3.3.5.

3.3.3 Additional Operational Requirements for Credit Derivatives

The following conditions must be satisfied for a credit derivative to be recognized.

1. The credit events specified by the contracting parties must at a minimum cover:
 - a. failure to pay the amounts due under terms of the underlying obligation that are in effect at the time of such failure (with a grace period that is closely in line with the grace period in the underlying obligation);
 - b. bankruptcy, insolvency or inability of the obligor to pay its debts, or its failure or admission in writing of its inability generally to pay its debts as they become due, and analogous events;
 - c. restructuring of the underlying obligation involving forgiveness or postponement of principal, interest or fees that results in a credit loss event (i.e., charge-off, specific ~~provision~~expected loss or other similar debit to the profit and loss account).
2. If the credit derivative covers obligations that do not include the underlying obligation, the penultimate item below governs whether the asset mismatch is permissible.
3. The credit derivative shall not terminate prior to expiration of any grace period required for a default on the underlying obligation to occur as a result of a failure to pay.
4. Credit derivatives allowing for cash settlement are recognized for capital purposes insofar as a robust valuation process is in place in order to estimate loss reliably. There must be a clearly specified period for obtaining post-credit event valuations of the underlying obligation. If the reference obligation specified in the credit derivative for purposes of cash settlement is different than the underlying obligation, the penultimate item below governs whether the asset mismatch is permissible.
5. If the protection purchaser's right or ability to transfer the underlying obligation to the protection provider is required for settlement, the terms of the underlying obligation

must provide that any required consent to such transfer may not be unreasonably withheld.

6. The identity of the parties responsible for determining whether a credit event has occurred must be clearly defined. This determination must not be the sole responsibility of the protection seller. The protection buyer must have the right or the ability to inform the protection provider of the occurrence of a credit event.
7. A mismatch between the underlying obligation and the reference obligation under the credit derivative contract (i.e., the obligation used for purposes of determining cash settlement value or the deliverable obligation) is permissible if: (1) the reference obligation ranks *pari passu* with or is junior to the underlying obligation; and (2) the underlying obligation and reference obligation share the same obligor (i.e., the same legal entity) and legally enforceable cross-default or cross-acceleration clauses are in place.
8. A mismatch between the underlying obligation and the obligation used for purposes of determining whether a credit event has occurred is permissible if: (1) the latter obligation ranks *pari passu* with or is junior to the underlying obligation; and (2) the underlying obligation and reference obligation share the same obligor (i.e., the same legal entity) and legally enforceable cross-default or cross-acceleration clauses are in place.

Only credit default swaps and total return swaps that provide credit protection equivalent to guarantees will be eligible for recognition. Where an insurer buys credit protection through a total return swap and records the net payments received on the swap as net income, but does not record offsetting deterioration in the value of the asset that is protected (either through reductions in fair value or by increasing provisionsexpected losses), the credit protection will not be recognized.

Other types of credit derivatives are not eligible for recognition.

3.3.4 Eligible Guarantors and Protection Providers

Insurers may recognize credit protection given by the following entities:

- entities eligible for a 0% credit risk factor under section 3.1.4;
- externally rated public sector entities, banks and securities firms with a lower credit risk factor than that of the counterparty;
- other entities that are externally rated BBB or better, but that were rated A or better at the time the credit protection was provided. This includes credit protection provided by affiliates of an obligor when they have a lower credit risk factor than that of the obligor.

However, an insurer may not recognize a guarantee or credit protection on an exposure to a third party when the guarantee or credit protection is provided by an affiliate of the insurer. This treatment follows the principle that guarantees within a group of related enterprises cannot be substituted for the capital of the insurer.

3.3.5 Capital Treatment

The protected portion of a counterparty exposure is assigned the capital factor of the protection provider and the uncovered portion of the exposure is assigned the factor of the underlying counterparty.

Where the amount guaranteed, or against which credit protection is held, is less than the amount of the exposure, and the secured and unsecured portions are of equal seniority (i.e., the insurer and the guarantor share losses on a pro-rata basis), capital relief will be afforded on a proportional basis, so that the protected portion of the exposure will receive the treatment applicable to eligible guarantees and credit derivatives, and the remainder will be treated as unsecured. Where an insurer transfers a portion of the risk of an exposure in one or more tranches to a protection seller or sellers and retains some level of risk, and the risk transferred and the risk retained are of different seniority, the insurer may obtain credit protection for the senior tranches (e.g., second-loss position) or the junior tranches (e.g., first-loss position). In this case, the rules as set out in Chapter 6 (~~Asset~~ Securitization) of the ~~COOP Guideline~~ Capital GL will apply.

Materiality thresholds on payments for which no payment is made in the event of default are treated as first-loss positions in a tranching structure, and receive a credit risk factor of 60% in accordance with section 3.4.3.

3.3.6 Currency Mismatches

Where the credit protection is denominated in a currency different from that in which the exposure is denominated, the amount of the exposure deemed to be protected will be 70% of the nominal amount of the credit protection, converted at current exchange rates.

3.3.7 Maturity Mismatches

A maturity mismatch occurs when the residual maturity of the credit protection is less than that of the underlying exposure. If there is a maturity mismatch and the credit protection has an original maturity of less than one year, the protection may not be recognized. As a result, the maturity of protection for exposures with original maturities less than one year must be matched to be recognized. Additionally, credit protection with a residual maturity of three months or less may not be recognized if there is a maturity mismatch. Credit protection will be partially recognized in other cases where there is a maturity mismatch under the following conditions.

The maturity of the underlying exposure and the maturity of the credit protection must both be measured conservatively. The effective maturity of the underlying exposure must be gauged as the longest possible remaining time before the counterparty is scheduled to fulfil its obligation, taking into account any applicable grace period. For the credit protection, embedded options that may reduce the term of the protection must be taken into account so that the shortest possible effective maturity is used. Where a call is at the discretion of the protection seller, the maturity will always be at the first call date. If the call is at the discretion of the insurer buying protection but the terms of the arrangement at origination contain a positive incentive for the insurer to call the transaction before contractual maturity, the remaining time to the first call date will be deemed to be the

effective maturity. For example, where there is a step-up cost in conjunction with a call feature or where the effective cost of cover increases over time even if credit quality remains the same or improves, the effective maturity will be the remaining time to the first call.

When there is a maturity mismatch, the following adjustment will be applied:

$$P_a = P \times \frac{t - 0,25}{T - 0,25}$$
$$P_a = P \times \frac{t - 0.25}{T - 0.25}$$

where:

- P_a is the value of the credit protection adjusted for maturity mismatch
- P is the nominal amount of the credit protection, adjusted for currency mismatch if applicable
- t is the lower of T or the residual maturity of the credit protection arrangement expressed in years
- T is the lower of 5 or the residual maturity of the exposure expressed in years.

3.3.8 Sovereign Counter-Guarantees

Some claims may be covered by a guarantee that is indirectly counter-guaranteed by a sovereign borrower. Such claims may be treated as covered by a sovereign guarantee under the following conditions.

1. The sovereign providing the counter-guarantee is eligible for a 0% credit risk factor.
2. The sovereign counter-guarantee covers all credit risk elements of the claim.
3. Both the original guarantee and the counter-guarantee meet all the operational requirements for guarantees, except that the counter-guarantee need not be direct and explicit to the original claim.
4. The cover is robust, and there is no historical evidence suggesting that the coverage of the counter-guarantee is less than effectively equivalent to that of a direct sovereign guarantee.

3.3.9 Public Sector Guarantees

The insurer may not recognize guarantees made by public sector entities, including provincial and territorial governments in Canada, that would disadvantage private sector competition. The insurer must look to the host (sovereign) government to confirm whether a public sector entity is in competition with the private sector.

3.3.10 Other Items Related to the Treatment of Credit Risk Mitigation

In the case where the insurer has multiple types of mitigation techniques covering a single exposure (e.g., both collateral and a guarantee partially cover an exposure), the insurer will be required to subdivide the exposure into portions covered by each type of mitigation technique (e.g., portion covered by collateral, portion covered by guarantee) and the capital requirements for each portion must be calculated separately. When credit protection provided by a single protection provider has differing maturities, it must be subdivided into separate protections.

There are cases where an insurer obtains credit protection for a basket of reference names and where the first default among the reference names triggers the credit protection and the credit event also terminates the contract. In this case, the insurer may recognize credit protection for the asset within the basket having the lowest capital requirement, but only if the notional amount of the asset is less than or equal to the notional amount of the credit derivative. In the case where the second default among the assets within the basket triggers the credit protection, the insurer obtaining credit protection through such a product will only be able to recognize credit protection on the asset in the basket having the lowest capital requirement if first-to-default protection has also been obtained, or if one of the assets within the basket has already defaulted.

3.4 Asset-Backed Securities

The category of asset-backed securities encompasses all securitizations, including mortgage-backed securities and collateralized mortgage obligations, as well as other exposures that result from stratifying or tranching an underlying credit exposure. For exposures that arise as a result of ~~asset~~ securitization transactions, the insurer must refer to Chapter 6 (~~Asset~~ Securitization) of the ~~COOP Guideline~~ Capital GL to determine whether there are functions provided (e.g., credit enhancement and liquidity facilities) that require capital for credit risk. The Capital Guideline Certification Report must indicate the functions provided and, if any, present the calculation of the capital requirement resulting from these functions.

3.4.1 NHA Mortgage-Backed Securities

The factor applicable to mortgage-backed securities guaranteed by the CMHC under the NHA is 0%, in recognition of the fact that CMHC ~~obligations~~ obligations are legal obligations of the Government of Canada.

3.4.2 Indirectly held mortgage-backed securities

Indirectly held mortgage-backed securities receive the capital charge of the underlying mortgage loans, provided that all of the following conditions are met.

1. The underlying mortgage pool contains only mortgages that were fully performing when the security was created.
2. The securities absorb their pro-rata share of any losses incurred.

3. A holding structure has been established for securitization and administration of the pooled mortgage loans.
4. The underlying mortgages are assigned to an independent third party for the benefit of the investors in the securities, who therefore hold them.
5. The arrangements for the holding structure and trustee provide that the following obligations are observed.
 - a. If an administrator is employed to carry out administrative functions, the holding structure and trustee must monitor the performance of the administrator or agent.
 - b. The holding structure or trustee must provide detailed and regular information on the structure and performance of the pooled mortgage loans.
 - c. The holding structure and trustee must be legally separate from the originator of the pooled mortgage loans.
 - d. The holding structure and trustee must be responsible for any prejudice or loss to investors created by their own or their agent's mismanagement of the pooled mortgage loans.
 - e. The trustee must have a first priority charge on the underlying mortgage loans, on behalf of the holders of the securities.
 - f. The agreement must provide for the trustee's obligation to take clearly specified steps in cases when a mortgagor defaults.
 - g. The holder of the security must have a pro-rata share in the underlying mortgage loan pool, or the holding structure that issues the security must have only liabilities related to issuing the mortgage-backed security.
 - h. The cash flows of the underlying mortgages must meet the cash flow requirements of the security without undue reliance on any reinvestment income.
 - i. The holding structure or trustee may invest cash flows pending distribution to investors only in short-term money market instruments (without any material reinvestment risk) or in new fully performing mortgage loans.

A factor of 12% is applied to indirectly held mortgage-backed securities that do not meet the conditions listed above. Zero-coupon securities, issuances having different classes of securities (senior/junior debt, residual tranches) that bear more than their pro-rata share of losses, and mortgage-backed securities that are issued in tranches are subject to the capital treatment described in Chapter 6 (~~Asset Securitization provisions~~) of the ~~COOP Guideline~~Capital GL.

Where the underlying pool of assets contains mortgages having different capital requirements, the requirement applicable to the security corresponds to the average requirement associated with the pool of assets. Where the underlying asset pool contains mortgage loans that have become impaired, the proportion of the security attributable to these loans must be treated as an impaired loan in accordance with the requirements of section 3.1.10.

The details of the calculations and factors used must be disclosed in the Capital Guideline Certification Report.

3.4.3 Other Asset-Backed Securities

The capital requirements for all other asset-backed securities are based on their external ratings. Insurers can only use external ratings to determine a capital requirement if they comply with all of the operational requirements for the use of ratings set out in Chapter ~~6~~ (~~Asset~~ Securitization) of the ~~COOP Guideline~~ Capital GL.

For asset-backed securities (other than resecuritizations) rated BBB or better, the capital requirement is the same as the requirements prescribed in section ~~3.1.2~~ for a bond having the same rating and maturity as ~~this~~ the security. If an asset-backed security is rated BB, the insurer may recognize the rating only if it is a third-party investor in the security, and not its originator. The credit risk factor for an asset-backed security (other than a resecuritization) rated BB in which the insurer is a third-party investor is 300% of the requirement for a bond rated BB having the same maturity as the security.

The credit risk factors for short-term asset-backed securities (other than resecuritizations) rated S3 or better are the same as those in section ~~3.1.3~~ for short-term obligations having the same rating.

The credit risk factor for any resecuritization rated BBB or better, or S3 or better, is 200% of the risk factor applicable to an asset-backed security having the same rating and maturity as the resecuritization.

The credit risk factor for any securitization exposure that falls within the highest risk category under Chapter ~~6~~ (~~Asset~~ Securitization) of the ~~COOP Guideline~~ Capital GL is 60%. This category includes securitizations carrying ratings for which a factor is not defined above, and all unrated securitizations, with the exception of unrated senior exposures that are eligible for the look-through approach in accordance with Chapter ~~6~~ (~~Asset~~ Securitization) of the ~~COOP Guideline~~ Capital GL.

Refer to ~~Chapter 6 (Asset Securitization)~~ this same chapter of the ~~COOP Guideline~~ Capital GL for additional capital requirements that may result from securitization exposures. The details of the calculations of additional capital requirements must be disclosed in the Capital Guideline Certification Report.

3.5 Repurchase, Reverse Repurchase and Securities Lending Agreements

A securities repurchase is an agreement whereby a transferor agrees to sell securities at a specified price and repurchase the securities on a specified date and at a specified price. Since the transaction is regarded as a financing for accounting purposes, the securities remain on the balance sheet. Given that these securities are temporarily assigned to another party, the credit risk factor associated with this exposure must be the higher of:

- the factor for the securities to be repurchased;

- the factor for an exposure to the counterparty to the transaction, recognizing any eligible collateral (refer to section 3.2).

A reverse repurchase agreement is the opposite of a repurchase agreement, and involves the purchase and subsequent resale of a security. Reverse repos are treated as collateralized loans, reflecting the economic reality of the transaction. The risk is therefore to be measured as an exposure to the counterparty. If the asset temporarily acquired is a security that qualifies as eligible collateral per section 3.2, the exposure amount may be reduced accordingly.

In securities lending, insurers can act as principal to the transaction by lending their own securities or as agent by lending securities on behalf of clients. Where the insurer is acting as agent, the applicable capital requirement is the higher of:

- the capital requirement related to the securities lent; or
- the capital requirement for an exposure to the borrower of the securities. The exposure for the borrower may be reduced if the insurer holds eligible collateral, as defined in section 3.2. Where the insurer lends securities through an agent and receives an explicit guarantee of the return of the securities, the insurer may treat the agent as the borrower, subject to the conditions in section 3.3.

Where the insurer, acting as agent, lends securities on behalf of a client under an agreement with a guarantee that the securities on loan will be returned or the insurer will reimburse the client for their current market value, the insurer must calculate the capital requirement as if it were acting as principal to the transaction. The required capital is that of an exposure to the borrower of the securities, where the exposure amount may be reduced if the insurer holds eligible collateral, as described in section 3.2.

The methodologies described above do not apply to repurchases or loans of securities backing the insurer's index-linked products, as described in section 5.5. If an insurer enters into a repurchase or loan agreement involving such assets, the capital requirements are equal to the requirements for the exposure to the counterparty or borrower (taking account of eligible collateral), plus the requirements applicable under section 5.5.

Appendix 3-A: Rating Mappings

Long-Term Rating					
Rating Category	DBRS	Fitch	Moody's	S&P	KBRA
AAA	AAA	AAA	Aaa	AAA	AAA
AA	AA(high) to AA(low)	AA+ to AA-	Aa1 to Aa3	AA+ to AA-	AA+ to AA-
A	A(high) to A(low)	A+ to A-	A1 to A3	A+ to A-	A+ to A-
BBB	BBB(high) to BBB(low)	BBB+ to BBB-	Baa1 to Baa3	BBB+ to BBB-	BBB+ to BBB-
BB	BB(high) to BB(low)	BB+ to BB-	Ba1 to Ba3	BB+ to BB-	BB+ to BB-
B	B(high) to B(low)	B+ to B-	B1 à B3	B+ to B-	B+ to B-
Lower than B	CCC or lower	Below B-	Below B3	Below B-	Below B-

Short-Term Rating					
Rating Category	DBRS	Fitch	Moody's	S&P	KBRA
S1	R-1(high) to R-1(low)	F1+, F1	P-1	A-1+, A-1	K1+, K1
S2	R-2(high) to R-2(low)	F2	P-2	A-2	K2
S3	R-3	F3	P-3	A-3	K3
Other	Below R-3	Below F3	NP	Below A-3	Below K3

Credit Risk - Off-Balance Sheet Activities

The term “off-balance sheet activities”, as used in this ~~Guideline~~guideline, encompasses derivatives, guarantees, commitments and similar contractual arrangements whose full notional principal amount may not necessarily be reflected on the balance sheet. Such instruments are subject to a capital requirement under this chapter irrespective of whether or not they have been recorded on the balance sheet at fair value.

The major risk to insurers associated with off-balance sheet activities is default of the counterparty to a transaction (i.e., counterparty credit risk). The face amount of an off-balance sheet instrument does not always reflect the exposure to the credit risk in the instrument. To determine the potential credit exposure of off-balance sheet instruments, the insurer must use a credit equivalent amount. The method for determining the credit equivalent amounts of derivative instruments is covered in sections ~~4.1~~ and 4.2. To determine the approximate potential credit exposure associated with off-balance sheet activities not covered by sections 4.1 and 4.2, the nominal value of the instrument must be multiplied by a credit conversion factor to obtain the credit equivalent amount (refer to sections ~~4.3~~ and 4.4). The resulting credit equivalent amount is then assigned the appropriate counterparty credit risk factor (refer to section ~~3.1~~), or, as the case may be, the factor assigned to the collateral (refer to section ~~3.2~~) or to the guarantor (refer to section ~~3.3~~). A reduction in required capital ~~due to~~for the potential risk-mitigating effect of dividend reductions or contractual adjustability is calculated separately for participating and adjustable products (refer to Chapter ~~9~~).

The insurer must also consult Chapter ~~6~~ (~~Asset~~—Securitization) of the ~~COOP~~GuidelineCapital GL, which sets out the regulatory framework for securitization transactions, including transactions that give rise to off-balance sheet exposures.

4.1 Over-the-Counter Derivative Contracts

The treatment of over-the-counter forwards, swaps, purchased options and similar derivatives contracts requires special attention because insurers are not exposed to credit risk for the full face value of their contracts (notional principal amount), but only to the potential cash flow replacement cost (on contracts showing a positive value) if the counterparty defaults. The credit equivalent amounts are calculated using the current exposure method and are assigned the asset default factor appropriate to the counterparty. Under section 3.1.4, an asset default factor of 0% applies to derivatives transactions with qualifying central counterparties.

The add-on applied in calculating the credit equivalent amount depends on the maturity of the contract and on the volatility of the rates and prices underlying that type of instrument. Options purchased over the counter are included with the same conversion factors as other instruments.

- Interest rate contracts include:
 - single currency interest rate swaps
 - basis swaps

- forward rate agreements and products with similar characteristics
- standardized interest rate futures
- interest rate options purchased.
- Exchange rate contracts include:
 - gold contracts¹⁰⁰
 - cross-currency swaps
 - cross-currency interest rate swaps
 - forward foreign exchange contracts
 - standardized currency futures
 - currency options purchased.
- Equity contracts include:
 - standardized futures
 - forwards
 - swaps
 - purchased options
 - similar derivatives contracts based on individual equities or on equity indexes.
- Contracts on precious metals (e.g., silver, platinum and palladium), except gold contracts, include:
 - standardized futures
 - forwards
 - swaps
 - purchased options
 - similar derivatives contracts based on precious metals.
- Contracts on other commodities include:
 - standardized futures
 - forwards
 - swaps

¹⁰⁰ Gold contracts are treated the same as exchange rate contracts for the purpose of calculating credit risk.

- purchased options
- similar derivatives contracts based on energy contracts, agricultural contracts, base metals (e.g., aluminium, copper, zinc)
- other non-precious metal commodity contracts.

An insurer must calculate the credit equivalent amount of these contracts using the current exposure method. Under this method, the insurer adds:

- the total replacement cost (obtained by "marking to market") of all its contracts with positive value;

and

- an amount for potential future credit exposure (the add-on), calculated by multiplying the notional principal by one the following factors:

Residual Remaining Maturity	Interest Rate	Exchange Rate and Gold	Equity	Precious Metals (except gold)	Other Commodities
One year or less	0.0%	1.0%	6.0%	7.0%	10.0%
Over one year to five years	0.5%	5.0%	8.0%	7.0%	12.0%
Over five years	1.5%	7.5%	10.0%	8.0%	15.0%

The following additional considerations must be taken into account.

1. For contracts with multiple successive exchanges of principal, the factors are multiplied by the number of remaining payments in the contract.
2. For contracts that are structured to settle outstanding exposure following specified payment dates and where the terms are to be reset so that market value of the contract is zero on these specified dates, the residual maturity is considered to be the time until the next reset date. In the case of interest rate contracts with residual maturities of more than one year and that meet the above criteria, the add-on factor is subject to a floor of 0.5%.
3. Contracts not covered by any of the columns of the previous matrix are to be treated as "other commodities".
4. No add-on factor will be calculated for single currency floating/floating interest rate swaps since the credit exposure is evaluated solely on the basis of their mark-to-market value.
5. The add-ons are based on effective rather than apparent notional amounts. In the event that the effective notional amount is enhanced by the structure of the transaction, for example leverage, the insurer must use the effective notional amount when determining potential future exposure. For example, a stated notional

amount of \$1- million with payments calculated at two times LIBOR would have an effective notional amount of \$2- million.

6. Add-ons for potential future credit exposure are to be calculated for all over-the-counter (OTC) contracts (with the exception of single currency floating/floating interest rate swaps), regardless of whether the replacement cost is positive or negative.
7. No add-on for potential future exposure is required for credit derivatives. The credit equivalent amount for a credit derivative is equal to the greater of its market value and zero.

4.2 Netting of Derivative Contracts

4.2.1 Conditions for Netting

The insurer may net contracts subject to novation or any legally valid form of netting. Novation refers to a written bilateral contract between two counterparties under which any obligation to each other to deliver a given currency on a given date is automatically cancelled and replaced by an obligation to pay a single amount, which is the result of netting the amounts owed by the counterparties to each other under all the cancelled obligations.

Insurers who wish to net transactions under either novation or another form of bilateral netting will need to satisfy the AMF that the following conditions are met.

1. The insurer must have a netting contract or agreement with each counterparty that creates a single legal obligation covering all included transactions subject to netting. The result of such an arrangement is that the insurer only has one obligation for payment or one claim to receive funds based on the net sum of the positive and negative mark-to-market values of all the transactions with that counterparty in the event of default, bankruptcy, liquidation or similar circumstances.
2. The insurer must have written and reasoned legal opinions¹⁰¹ to the effect that, in the event of any legal challenge, the relevant courts or administrative authorities would find the exposure under the netting agreement to be the net amount under:
 - a. the laws of the jurisdiction where the counterparties are incorporated and the laws of any jurisdiction applicable to branches involved;
 - b. the laws governing the individual transactions; and,
 - c. the laws governing any contracts or agreements required for netting purposes.
3. The insurer has internal procedures to verify that, prior to recognizing a transaction as being subject to netting for capital purposes, the transaction is covered by legal opinions that meet the above criteria.

¹⁰¹ The legal opinions must be generally recognized as such by the legal community in the firm's home country or by a memorandum of law that addresses all relevant issues in a reasoned manner.

4. The insurer must have procedures in place to ensure that a review of the legal characteristics of netting arrangements for possible changes in law is undertaken to maintain the validity of such contracts.
5. The insurer maintains all required documentation and makes it available to the AMF upon request.

Any contract containing a walkaway clause will not be eligible to qualify for netting for the purpose of calculating capital requirements. A walkaway clause is a provision within the contract that permits a non-defaulting counterparty to make only limited payments, or no payments, to the defaulter.

4.2.2 Calculation of Exposure

Credit exposure on bilaterally netted OTC forwards, swaps, purchased options and similar derivatives is calculated as the sum of the net mark-to-market replacement cost, if positive, plus a potential future credit exposure (add-on) based on the notional principal of each of the underlying contracts. However, for purposes of calculating potential future credit exposure of contracts subject to legally enforceable netting agreements in which the notional principal is equivalent to cash flows, notional principal is defined as the net receipts falling due on each value date in each currency.

The reason that these contracts are treated as a single contract is that offsetting contracts in the same currency maturing on the same date will reduce both the replacement cost and the potential future credit exposure. For multilateral netting schemes, current exposure (i.e., replacement cost) is a function of the loss allocation rules of the clearing house.

The calculation of the gross add-ons must be based on the legal cash flow obligations in all currencies. This is calculated by netting all receivable and payable amounts in the same currency for each value date. The netted cash flow obligations are converted to Canadian dollars using the current forward rates for each value date. Once converted, the amounts receivable for each value date are added together, and the gross add-on is calculated by multiplying the receivable amount by the appropriate add-on factor.

The potential future credit exposure for netted transactions (A_{Net}) is equal to the sum of:

- 40% of the add-on as presently calculated (A_{Gross});¹⁰²
- 60% of A_{Gross} multiplied by NPR, where NPR is the level of net replacement cost divided by the level of positive replacement cost for transactions subject to legally enforceable netting agreements.

The calculation of NPR can be made on a counterparty-by-counterparty basis or on an aggregate portfolio basis for all transactions subject to legally enforceable netting

¹⁰² A_{Gross} equals the sum of the potential future credit exposures (i.e., the notional principal amount of each transaction times the appropriate add-on factors from section 4.1) for all transactions subject to legally enforceable netting agreements.

agreements. In the first case (counterparty-by-counterparty basis), a separate NPR is calculated for each counterparty. In the second case (aggregate basis), one NPR is calculated and applied to all counterparties. The insurer must choose a method and use it consistently for each netting agreement and for each reporting period.

4.2.2.1 Steps for Determining the Credit Equivalent Amount of Netted Contracts

Step 1 For each counterparty subject to bilateral netting, determine the add-ons and replacement costs of each transaction. A worksheet similar to the one below could be used for this purpose.

Counterparty					
Transaction	Notional Principal Amount (1)	Add-on Factor (see 4.1) (2)	Potential Future Credit Exposure (1) x (2) = (3)	Positive Replacement Cost (4)	Negative Replacement Cost (5)
1					
2					
etc.					
Total			A_{Gross}	R⁺	R⁻

Step 2 Calculate the net replacement cost for each counterparty. This cost is equal to the greater of zero or the sum of the positive and negative replacement costs ($R^+ + R^-$). Negative replacement costs for one counterparty cannot be used to offset positive replacement costs for another counterparty.

Step 3 Calculate the NPR. For an insurer using the method of one distinct NPR for each counterparty, the NPR equals the net replacement cost (from step 2) divided by the positive replacement cost (amount R^+ calculated in step 1).

For insurers using the aggregate method, the NPR is the result of the net replacement costs of all counterparties subject to bilateral netting divided by the sum of the positive replacement costs for all counterparties subject to bilateral netting.

Example: NPR Ratio Calculation

	Counterparty 1		Counterparty 2		Counterparty 3	
Transaction	Notional Principal Amount	Mark to Market Value	Notional Principal Amount	Mark to Market Value	Notional Principal Amount	Mark to Market Value
Transaction 1	100	10	50	8	30	-3
Transaction 2	100	-5	50	2	30	1
Positive replacement cost (R ⁺)		10		10		1
Net replacement cost (NR)		5		10		0
NPR (per counterparty)	0.5		1		0	
NPR (aggregate)	$\Sigma NR / \Sigma R^+ = 15/21 = 0.71$					

Step 4 Calculate A_{Net} for each counterparty subject to bilateral netting. However, the NPR applied will depend on whether the insurer is using the NPR counterparty-by-counterparty method or the NPR aggregate method. The insurer must choose which method it will use and then use it consistently for all netted transactions.

For netted contracts where the net replacement cost is > 0 ,
 A_{Net} is equal to: $(0.4 \times A_{Gross}) + (0.6 \times NPR \times A_{Gross})$.

For netted contracts where the net replacement cost is zero,
 A_{Net} is equal to: $(0.4 \times A_{Gross})$

Step 5 Calculate the credit equivalent amount for each counterparty by adding the net replacement cost (calculated in step 2) and A_{Net} (calculated in step 4).

Note: Contracts may include netting between different types of derivative instruments (e.g., interest rates, foreign exchange and equities). If this is the case, the insurer must allocate the net replacement cost to the types of derivative instruments by pro-rating the net replacement cost among those instrument types that have a gross positive replacement cost.

Example: Netting for Potential Future Credit Exposure with Contracts Subject to Novation

Assume an insurer has six contracts with the same counterparty and has a legally enforceable netting agreement with that counterparty:

Contract	Notional Principal Amount	Marked to Market
A	10	1
B	20	-2
C	10	-1
D	40	4
E	30	3
F	20	-2

Contracts A and B are subject to novation, as are contracts C and D. Under novation, the two contracts are replaced by one new contract. Therefore, to calculate the capital requirements, the insurer would replace contracts A and B for contract A+ and contracts C and D for contract C+, netting the notional amounts and calculating a new marked to market amount.

Contract	Notional Principal Amount	Marked to Market
A+	10	-1
C+	30	3
E	30	3
F	20	-2

Assume the add-on factor for all contracts is 5%. The potential future credit exposure is calculated for each contract. A_{Gross} is the sum of the potential future credit exposures:

Contract	Notional Principal Amount	Add-on Factor (5%)	Potential Credit Exposure	Positive Replacement Cost	Negative Replacement Cost
A+	10	0.05	0.5	0	-1
C+	30	0.05	1.5	3	0
E	30	0.05	1.5	3	0
F	20	0.05	1.0	0	-2
Total			4.5	6	-3

The net replacement cost is 3 (i.e., 6 - 3; the greater of zero or the sum of the positive and negative replacement costs).

The NPR is 0.5 (i.e., 3 / 6; the net replacement cost divided by the positive replacement cost).

A_{Net} is equal to $(0.4 \times 4.5) + (0.6 \times 0.5 \times 4.5) = 3.15$.

The credit equivalent amount is 6.15 (i.e., 3 + 3.15; the net replacement cost plus A_{Net}).

4.3 Off-Balance Sheet Instruments, Other than Derivatives

The definitions included in this section apply to off-balance sheet exposures other than derivatives covered in section 4.1.

4.3.1 Direct Credit Substitutes (100% conversion factor)

Direct credit substitutes include guarantees or equivalent instruments backing financial claims. With a direct credit substitute, the risk of loss to the insurer is directly dependent on the creditworthiness of the counterparty.

Examples of direct credit substitutes include:

- Guarantees given on behalf of customers to stand behind the financial obligations of the customer and to satisfy these obligations should the customer fail to do so; for example, guarantees of:
 - payment of existing indebtedness for services;
 - payment with respect to a purchase agreement;
 - lease, loan or mortgage payments;
 - payment of uncertified cheques;
 - remittance of (sales) tax to the government;

- payment of existing indebtedness for merchandise purchased;
 - payment of an unfunded pension liability; and
 - financial obligations undertaken through reinsurance;
- Standby letters of credit or other equivalent irrevocable obligations serving as financial guarantees, such as letters of credit supporting the issue of commercial paper.
 - Risk participations in bankers' acceptances and financial letters of credit; risk participations constitute a guarantee by the participating insurer such that if the customer in question defaults, the insurer will indemnify the issuer for the full principal and interest attributable to them.
 - Securities lending transactions, where the insurer is liable to its customer for any failure to recover the securities on loan.

4.3.2 Repurchase and Reverse Repurchase Agreements (100% conversion factor)

A repurchase agreement is a transaction that involves the sale of a security or other asset with the simultaneous commitment by the seller that after a stated period of time, the seller will repurchase the asset from the original buyer at a pre-determined price. A reverse repurchase agreement consists of the purchase of a security or other asset with the simultaneous commitment by the buyer that after a stated period of time, the buyer will resell the asset to the original seller at a predetermined price. In any circumstance where these transactions are not reported on-balance sheet, they must be reported as an off-balance sheet exposure with a 100% credit conversion factor.

4.3.3 Forward Asset Purchases¹⁰³ (100% conversion factor)

These items refer to commitments to purchase a loan, security or other asset at a specified future date, usually on prearranged terms.

4.3.4 Forward/Forward Deposits (100% conversion factor)

An agreement between two parties whereby one will pay and the other receive an agreed rate of interest on a deposit to be placed by one party with the other at some predetermined date in the future. Such deposits are distinct from future forward rate agreements in that, with forward/forwards, the deposit is actually placed.

4.3.5 Partly Paid Shares and Securities (100% conversion factor)

These are transactions where only a part of the issue price or nominal face value of a security purchased has been subscribed and the issuer may call for the outstanding

¹⁰³ This does not include a spot transaction that is contracted to settle within the normal settlement period.

balance (or a further instalment) either on a date predetermined at the time of issue or at an unspecified future date.

4.3.6 Transaction-Related Contingencies (50% conversion factor)

Transaction-related contingencies relate to the ongoing business activities of a counterparty, where the risk of loss to the insurer depends on the likelihood of a future event that is independent of the creditworthiness of the counterparty. Essentially, transaction-related contingencies are guarantees that support particular performance of non-financial or commercial contracts or undertakings rather than supporting customers' general financial obligations. Performance-related guarantees specifically exclude items relating to non-performance of financial obligations.

Performance-related and non-financial guarantees include items such as performance bonds, warranties and indemnities, and performance standby letters of credit. These guarantees represent obligations backing the performance of non-financial or commercial contracts or undertakings, including arrangements backing:

- subcontractors' and suppliers' performance;
- labour and materials contracts;
- delivery of merchandise, bids or tender bonds;
- guarantees of repayment of deposits or prepayments in cases of non-performance.

4.3.7 Trade-Related Contingencies (20% conversion factor)

These include short-term self-liquidating trade-related items such as commercial and documentary letters of credit issued by the insurer that are, or are to be, collateralized by the underlying shipment.

Letters of credit issued on behalf of a counterparty back-to-back with letters of credit of which the counterparty is a beneficiary ("back-to-back" letters) must be reported as documentary letters of credit.

Letters of credit advised by the insurer for which the insurer is acting as a reimbursement agent must not be considered a risk asset.

4.4 Commitments

Commitments are arrangements that obligate an insurer, at a counterparty's request, to:

- extend credit in the form of loans or participations in loans, lease financing receivables, mortgages, overdrafts, acceptances, letters of credit, guarantees or loan substitutes; or
- purchase loans, securities, accounts receivable, or other assets.

The risk in undertaking a commitment is that an insurer may be required to extend credit or purchase assets at worse-than-market terms. The presence of a form of consideration, such as a commitment fee, would normally indicate that an insurer is providing a potential financial benefit to a third party for which capital is required.

Commitments for which an insurer has an absolute right of refusal, has the unfettered right to set the loan interest rate at time of exercise, or for which the asset purchase price is fair market value are not subject to a capital requirement. Commitments exclude undrawn policycontract loans, i.e., the portion of a policy'scontract's cash surrender value that has not been taken in the form of a policycontract loan.

4.4.1 Maturity

Insurers must use original maturity (as defined below) to report commitments.

4.4.1.1 Original Maturity

The original maturity of a commitment must be measured from the date when the commitment was accepted by the client, regardless of whether the commitment is revocable or irrevocable, conditional or unconditional, until the earliest date on which:

- the commitment is scheduled to expire, or
- the insurer can, at its option, unconditionally cancel the commitment.

A material adverse change clause is not considered to give sufficient protection for a commitment to be considered unconditionally cancellable.

Where the insurer commits to granting a facility at a future date (a forward commitment), the original maturity of the commitment is to be measured from the date the commitment is accepted until the final date on which it may be used.

4.4.1.2 Renegotiation of a Commitment

If both parties agree, a commitment may be renegotiated before its term expires. If the renegotiation process involves a credit assessment of the customer consistent with the insurer's credit standards, and provides the insurer with the total discretion to renew or extend the commitment and to change any other terms and conditions of the commitment, then on the date of acceptance by the customer of the revised terms and conditions, the original commitment may be deemed to have matured and a new commitment begun. If new terms are not reached, the original commitment will remain in force until its original maturity date. This process must be clearly documented.

In syndicated and participated transactions, a participating insurer must be able to exercise its renegotiation rights independently of the other syndicate members.

Where these conditions are not all met, the original start date of the commitment must be used to determine maturity.

4.4.2 Credit Conversion Factors

The credit conversion factor applied to a commitment is dependent on its maturity. Longer maturity commitments are considered to be of higher risk because there is a longer period between credit reviews and less opportunity to withdraw the commitment if the credit quality of the drawer deteriorates.

The conversion factors to be applied to commitments can generally be categorized in the following categories.

50% conversion factor

- Commitments and forward commitments with an original maturity of over one year.
- Guaranteed issuance facilities and revolving underwriting facilities (refer to section 4.4.3.6).
- The undrawn portion of a commitment to provide a loan that will be used in a number of tranches, some under one year and some over one year.

20% conversion factor

- Commitments and forward commitments with an original maturity of one year or less.

0% conversion factor

- Commitments that are unconditionally cancellable at any time by the insurer without notice or that effectively provide for automatic cancellation due to deterioration in the borrower's creditworthiness. This implies that the insurer conducts a formal review of the facility at least annually, thus giving it an opportunity to take note of any perceived deterioration in credit quality. Retail commitments are unconditionally cancellable if the terms permit the insurer to cancel them to the full extent allowable under consumer protection and related legislation.

4.4.3 Specific Types of Commitments

4.4.3.1 Undated/Open-Ended Commitments

A 0% credit conversion factor is applied to undated or open-ended commitments that are unconditionally cancellable at any time without notice, which may include unused credit card lines, personal lines of credit, and overdraft protection for personal chequing accounts.

4.4.3.2 Evergreen Commitments

Open-ended commitments that are cancellable by the insurer at any time subject to a notice period do not constitute unconditionally cancellable commitments and are converted at 50%. Long-term commitments must be cancellable without notice to be eligible for the 0% conversion factor.

4.4.3.3 Commitments Drawn Down in a Number of Tranches

A 50% credit conversion factor is applied to a commitment to provide a loan (or purchase an asset) to be drawn down in a number of tranches, some one year and under and some over one year. In these cases, the ability to renegotiate the terms of later tranches must be regarded as immaterial. Often these commitments are provided for development projects from which the insurer may find it difficult to withdraw without jeopardizing its investment.

Where the facility involves unrelated tranches, and where conversions are permitted between the over- and under-one-year tranches (i.e., where the borrower may make ongoing selections as to how much of the commitment is under one year and how much is over), then the entire commitment must be converted at 50%.

Where the facility involves unrelated tranches with no conversions permitted between the over- and under-one-year tranches, then each tranche may be converted separately, depending on its maturity.

4.4.3.4 Commitments for Fluctuating Amounts

For commitments that vary in amount over the life of the commitment, such as the financing of a business subject to seasonal variation in cash flow, the conversion factor must apply to the maximum unutilized amount that can be drawn under the remaining period of the facility.

4.4.3.5 Commitment to Provide a Loan with a Maturity of Over One Year

A commitment to provide a loan that has a maturity of over one year but that must be drawn down within a period of less than one year may be treated as an under-one-year instrument, as long as any undrawn portion of the facility is automatically cancelled at the end of the drawdown period.

However, if through any combination of drawdowns, repayments, and re-drawdowns, or other options, the client can access a line of credit past one year, with no opportunity for the insurer to unconditionally cancel the commitment within one year, the commitment is converted at 50%.

4.4.3.6 Guaranteed Issuance Facilities and Revolving Underwriting Facilities

Guaranteed issuance facilities and revolving underwriting facilities are arrangements whereby a borrower may issue short-term notes, typically three to six months in maturity, up to a prescribed limit over an extended period, commonly by means of repeated offerings to a tender panel. If at any time the notes are not sold by the tender at an acceptable price, an underwriter (or group of underwriters) undertakes to buy them at a prescribed price.

4.4.3.7 Commitments for Off-Balance Sheet Transactions

Where there is a commitment to provide an off-balance sheet item, the insurer is to apply the lower of the two applicable credit conversion factors.

Market Risk

Market risk arises from potential variations in rates or prices in various markets such as those for bonds, foreign currency, equities and commodities. Exposure to this risk stems from investment and other business activities that create on- and off-balance sheet positions. Market risk for CARLI purposes includes risks related to interest rates, equities, real estate and foreign exchange. A reduction in required capital for the potential risk-mitigating effect of dividend reductions or contractual adjustability is calculated separately for participating and adjustable products (refer to Chapter 9). A market risk factor of 0% is applied to assets of a securities portfolio guaranteed by the Caisse de dépôt et placement du Québec effective October 27, 2016, eliminating all market risk to the insurer at all times. The conditions of this guarantee must be the same as those discussed in Section 3.33.3.

Risks ~~related to~~ associated with segregated fund guarantees are covered in Chapter 7. Consequently, with the exception of the requirement for hedges outlined in sections 5.2.3 and 5.2.4, liabilities for these guarantees ~~and for~~ assets backing these liabilities under CALM (including hedges), and the insurer's asset-liability management policy, assets held in segregated funds by an ~~insurer's~~ insurer's policyholders ~~(, and the corresponding segregated fund account value liabilities)~~, are not subject to the requirements in this chapter.

~~Sections 5.2 to 5.4~~ Sections 5.2 to 5.4 relate to market risks associated with particular assets. These sections do not apply to assets backing index-linked products that are included in the correlation factor calculation in section ~~5.5.5~~ 5.5. Investment income accrued on assets subject to market risk must be reported with the assets to which it relates, and receive the same factor as these assets.

A commitment to purchase a traded asset that is exposed to market risk must be treated as a sold put option under section ~~5.2.3.3~~ 5.2.3.3. The capital requirement for a commitment to purchase a non-traded asset is equal to the product of the value of the commitment, the applicable credit conversion factor from section ~~4.44.4~~ 4.4, and the applicable market risk factor.

5.1 Interest ~~rate risk~~ Rate Risk

Interest rate risk is the risk of economic loss resulting from market changes in interest rates. The most significant aspect of this risk is the net effect of ~~interest~~ interest rate volatility on the mismatch between cash flows of interest-sensitive assets and liabilities.

A methodology based on projected cash flow is used to measure the economic impact of sudden interest rate shocks. Required capital for interest rate risk is calculated as the maximum loss under four different prescribed stress scenarios. For each scenario, the loss is defined as the decrease in the insurer's net position after revaluing asset and liability cash flows by changing the discount rates from those of the initial scenario to those of the stress scenario. The net position used to measure the loss in each scenario is equal to the difference between the present values of asset cash flows (including assets backing

capital or surplus) and liability cash flows. ~~Required~~The capital requirement for interest rate risk is calculated for each geographic region (refer to section 1.1.5).

The present value of the assets held by an investment subsidiary that is not deconsolidated under section 1.3 may be allocated to a different region than the region in which the subsidiary is incorporated, subject to the following criteria:

1. The investment subsidiary is a wholly owned subsidiary that can only hold securities.
2. The present value of all assets must be allocated to the same region.
3. The capital requirement for the region to which the present value is allocated is equal to the sum of:
 - a. the capital requirement for the region after the present value is allocated to the region;
 - b. 5% of the difference between:
 - the sum of the capital requirement for that region and the region in which the subsidiary is incorporated before the present value is allocated to the region;
 - the sum of the capital requirement for that region and the region in which the subsidiary is incorporated after the present value is allocated to that region.

Detailed information regarding the capital requirement calculation for the region to which the present value is allocated must be included in the Capital Guideline Certification Report.

5.1.1 Initial Scenario Discount Rates

Initial Scenario Discount Rates correspond to risk-free interest rates plus a spread, trending toward an ultimate interest rate (UIR) plus an ultimate spread. Initial Scenario Discount Rates are prescribed for Canada, the United States, the United Kingdom, Europe (other than the UK), and Japan. The Initial Scenario Discount Rates for other countries are the same as for the United States.

Risk-free interest rates are based on the following rates:

- Canada – the spot rates for Government of Canada bonds
- United States – the spot rates for United States treasuries
- United Kingdom – the spot rates for United Kingdom sovereign benchmark bonds
- Europe (other than the UK) – the spot rates for Government of Germany bonds
- Japan – the spot rates for Government of Japan bonds

The UIR for Canada, the United States, and the United Kingdom is a spot rate of 4.5%. The UIRs for Europe (other than the UK) and for Japan are 2.8% and 1.0%, respectively.

The risk-free spot interest rates used in the initial scenario are determined using the following method.

- a) For cash flows from year 0 to year 20, the interest rates are the published risk-free spot rates.
- b) For cash flows between years 20 and 70, the interest rates are obtained by the linear interpolation between the 20-year spot discount rate and the UIR.
- c) For cash flows at year 70 and beyond, the interest rates are the UIR.

The spreads are determined using the following method.

- a) From year 0 to year 20, the spread is 90% of the market average spread.
- b) Between year 20 and year 70, the spread grades linearly from 90% of the 20-year market average spread to an ultimate spread of 80-basis points.
- c) At year 70 and beyond, the ultimate spread is 80-basis points.

The market average spreads between year 0 and year 20 are determined using market spreads at the valuation date based on a recognized investment-grade corporate bond index chosen by the insurer. The index used must be published by a reliable information provider and must be used consistently from one period to the next. To be recognized, an investment-grade corporate bond index must meet the following criteria:

1. The index is composed only of corporate bonds with a rating of BBB or better;
2. The index contains a representative selection of the investment-grade corporate bonds in the jurisdiction that it covers (e.g., the rating and sector distribution is aligned with that of the broad investment grade corporate bond market in the jurisdiction); and
3. The index is produced by a reliable index provider.¹⁰⁴

The Discount Rates of the initial scenario, including its components of risk-free interest rates and spreads, as well as the indexes used and the methodology for obtaining them, must be disclosed in the Capital Guideline Certification Report for each duration and for each region.

Determination of Initial Scenario Discount Rates

The following illustrates the calculation of risk-free spot rates and market spreads for both par and non-par blocks of business.

Risk-free spot rates

¹⁰⁴ A reliable index provider would, at a minimum, construct benchmark indexes using a transparent and objective process; produce indexes that are a true representation of the target market segment; and use a rebalancing approach that reflects market changes in a timely and orderly fashion.

Step 1: Obtain par risk-free yields

Insurers would first collect par risk-free (semi-annual) yields. These yields may be obtained from different sources, in particular:

- *Yields for Canadian treasuries with maturities of 10 years or less:* one source where these rates can be found is the Bank of Canada's website:

- Treasury bills (maturities of one year or less):
<http://www.bankofcanada.ca/rates/interest-rates/t-bill-yields/selected-treasury-bill-yields-10-year-lookup/>
<https://www.bankofcanada.ca/rates/interest-rates/t-bill-yields/selected-treasury-bill-yields-10-year-lookup/>
- Bonds (maturities greater than one year):
https://www.bankofcanada.ca/rates/interest-rates/lookup-bond-yields/?_ga=2.204232912.1176941858.1625795330-1887382293.1625795330
<https://www.bankofcanada.ca/rates/interest-rates/lookup-bond-yields/>

The relevant series codes for the relevant maturities are:

Maturity	Series
3 months	V39065
6 months	V39066
1 year	V39067
2 years	V39051
3 years	V39052
5 years	V39053
7 years	V39054
10 years	V39055

- *Yields for Canadian treasuries with maturities of over 10 years:* one source where these rates may be found is <https://ca.investing.com/rates-bonds/canada-20-year-bond-yield-historical-data><https://ca.investing.com/rates-bonds/canada-20-year-bond-yield-historical-data>. For example, the rate for December 31, 20xx may be found under the "Price" column.

- *Yields for US treasuries*: one source where these yields may be found is the United States' Department of the Treasury website: <https://www.treasury.gov/resource-center/data-chart-center/interest-rates/Pages/TextView.aspx?data=yield><https://www.treasury.gov/resource-center/data-chart-center/interest-rates/Pages/TextView.aspx?data=yield>.
- *Bloomberg*: Insurers with access to Bloomberg could obtain sovereign benchmark par bond yields which may be appropriate for the five CARLI geographic regions under the following curve codes:

Geographic Region	Curve Code	Curve Name
Canada	I7	CAD Canada Sovereign Curve
United States	I25	US Treasury Actives Curve
United Kingdom	I22	GBP United Kingdom Sovereign Curve
Europe (other than the UK)	I16	EUR German Sovereign Curve
Japan	I18	JPY Japan Sovereign Curve

For example, Canadian sovereign par yields could be obtained by:

- Entering “GC I7”.
- Selecting the ~~curve date to the~~ appropriate quarter end date as the date of the curve.
- Retrieving the “Mid-YTM (yield-to-maturity)” by hovering over each maturity in the graphed curve or by exporting the data into Excel.

Although the yields obtained above are tied to a specific currency, it is assumed that they are appropriate for all business within a geographic region (e.g., Euro yields are used for all business within Europe).

Step 2: ~~convert~~Convert par yields to spot rates

The following formulas would be used to convert par semi-annual yields to spot rates (zero coupon yields):

$$Yield_{zero\ coupon,t} = \begin{cases} (1 + \frac{Yield_{par\ semi,t}}{2})^2 - 1, & \text{if } t = \frac{1}{2} \\ \left[100 \times (1 + \frac{Yield_{par\ semi,t}}{2}) / PV_{last\ payment,t} \right]^{\frac{1}{t}} - 1, & \text{if } t \geq 1 \end{cases}$$

$$PV_{last\ payment,t} = 100 \left(1 - \frac{Yield_{par\ semi,t}}{2} \sum_{n=1}^{t \times 2 - 1} PV_{n/2} \right)$$

$$PV_t = \frac{1}{(1 + Yield_{zero\ coupon,t})^t}$$

Risk-free par yields that are not obtained directly can be inferred using linear interpolation (e.g. for durations 4, 6, etc.). The values of $Yield_{zero\ coupon,t}$ for $t = 1, 2, \dots, 20$ as determined using the formulas above would constitute the risk-free spot curve.

Market spreads

Step- 1: select an investment-grade corporate bond index

The following table gives examples of indexes that are considered to meet the criteria for recognition as investment-grade corporate bond indexes:

Geographic Region	Index
Canada	<ul style="list-style-type: none"> FTSE TMX All Corporate Bond Index
United States	<ul style="list-style-type: none"> Barclays USD Liquid Investment Grade Corporate Index Bank of America Merrill Lynch US Corporate Bond Index Citi Corporate Investment Grade Index Bloomberg USD Investment Grade Corporate Bond Index (Bloomberg curve code BS76)
United Kingdom	<ul style="list-style-type: none"> S&P UK Investment Grade Index
Europe (other than the UK)	<ul style="list-style-type: none"> S&P Eurozone Investment Grade Corporate Bond Index Bloomberg EUR Investment Grade European Corporate Bond Index (Bloomberg curve code: BS78)

Step 2: Obtain ~~Par Investment Grade Corporate Bond Yields~~ par investment-grade corporate bond yields

Similar to the process described above for obtaining par risk-free yields, investment-grade corporate bond yields must be obtained from the appropriate sources for the relevant maturities (i.e., 3-months, 6-months, 1-year, 2-years, etc.). The insurer would use all available maturities, and would only use fewer if constrained by the data source.

For example, United States par bond yields could be obtained in Bloomberg by:

- Entering “GC BS76”.
- Selecting the appropriate quarter end date as the date of the curve.

- Retrieving the “Mid-YTM” by hovering over each maturity in the curve or by exporting the data into Excel.

There are a number of jurisdictions (e.g., Canada, United Kingdom and Japan) for which an insurer may not be able to find pre-constructed investment-grade corporate bond curves that provide all the necessary information. For these jurisdictions, an insurer could use a curve building tool to collect the required bond yields. More generally, an insurer could extract the data for each constituent of the index and construct the curve by applying appropriate filters and using an appropriate curve fitting model. For example, a Canadian investment-grade corporate bond curve could be constructed with Bloomberg’s curve building tool using the following procedure:

- Enter “SRCH”.
- Select “Asset Classes – Corporates”.
- Apply the following filters:
 - Security Status: Active
 - Country of Incorporation: Canada
 - Currency: Canadian Dollar
 - Maturity Type: Bullet or Callable or Puttable
 - Coupon Type: Fixed
 - Security Type: Exclude Inflation-Linked Note
 - BICS Classification: Exclude government
 - Bloomberg Composite Rating: Investment Grade
- Remove outliers (if appropriate).
- Click “Actions” and save the curve.
- Enter “CRV”.
- Click on “Fitted Curve”.
- Select “Bond Search”.
- Select the saved curve.
- Click “Construct Curve”.
- Select “Regression: N-S-S (Nelson-Siegel-Svensson)” to adjust the curve.
- Save the curve.
- Enter “GC” and the curve name from the previous screen.
- Specify the appropriate quarter-end date.
- Retrieve the “Mid-YTM” by hovering over each maturity in the curve or by exporting the data into Excel.

Other appropriate filters could be applied depending on the nature of the corporate bond market in a particular jurisdiction. For instance, inflation-linked corporate bonds are quite common in the United Kingdom and they distort the corporate bond curve. Therefore, they must be excluded.

Aside from Bloomberg, insurers who subscribe to a data feed from an index provider may receive the “Mid-YTM” at key maturities for the index as a whole. In some cases, individual bond data for all bonds in the index are provided. If so, an insurer would apply the appropriate filters (similar to the ones above) and use an appropriate curve fitting model.

There are many methods for extracting par yields from an index. The insurer would choose an appropriate method based on the data that it has available (for example, an insurer would use underlying bond data if available, and would only use summary data, such as Mid-YTM for a subset of key maturities, if more detailed data were not readily available). The methodology used would be consistent from one period to the next.

Step-3: ~~convert~~Convert par investment grade corporate bond yields to spot rates

The formulas and considerations specified in Step-2 for *Risk-free spot rates* would be used to perform this conversion.

5.1.2 Stress ~~scenarios~~Scenarios

The present value of ~~all~~ asset and liability cash flows is determined under four prescribed stress scenarios by discounting them to time zero. The stress scenario used to determine required capital is the one that produces the lowest net present value (i.e., the difference between the present values of assets and liabilities) for the cash flows after taking account of recoveries through reductions in participating dividends. The stress scenario used to determine required capital may vary by geographic region.

5.1.2.1 Stress ~~scenario specification~~Scenario Specification

For each stress scenario, the annualized stressed discount rates are calculated as follows.

- a) For discount rates up to year-20, the initial scenario discount rates are adjusted by calculating:
 - i) an adjustment to the 90-day discount rate (T or S)
 - ii) an adjustment to the 20-year discount rate (B or C)
 - iii) adjustments for all years in between, by applying linear interpolation to the coefficients used to calculate the adjustments i). and ii). above.
- b) Between years-20 and 70, the discount rates are determined by linear interpolation between the adjusted 20-year discount rate and the adjusted ultimate discount rate.
- c) For year-70 and beyond, an adjustment (L) is made to the ultimate discount rate.

The four stress scenarios relative to the initial scenario are the following:

1. Decreased short-term interest rate (by adding shock $-T$), decreased long-term interest rate (by adding shock $-B$) and decreased UIR (by subtracting shock L)
2. Increased short-term interest rate (by adding shock S), increased or decreased long-term interest rate (by adding shock $-C$) and decreased UIR (by subtracting shock $-L$)
3. Increased short-term interest rate (by adding shock T), increased long-term interest rate (by adding shock B) and increased UIR (by adding shock L)
4. Decreased short-term interest rate (by adding shock $-S$), increased long-term interest rate (by adding shock C) and increased UIR (by adding shock $-L$)

The interest rate shocks (T, S, B and C) to be used are the following linear functions of the square roots of the current risk-free interest rates, floored at 0.5%:

$$T_{\pm} = 0.0049 \pm 0.139 \sqrt{\max(r_{0.25}; 0.005)}$$

$$S_{\pm} = 0.0039 \pm 0.111 \sqrt{\max(r_{0.25}; 0.005)} \sqrt{\max(r_{20}; 0.005)}$$

$$B_{\pm} = 0.0028 \pm 0.102 \sqrt{\max(r_{20}; 0.005)} \sqrt{\max(r_{20}; 0.005)}$$

$$C_{\pm} = 0.0023 \pm 0.007 \sqrt{\max(r_{20}; 0.005)} \sqrt{\max(r_{20}; 0.005)}$$

where:

- $r_{0.25}$ is the current 90-day risk-free interest rate
- r_{20} is the current 20-year risk-free interest rate
- r is expressed as a decimal (e.g., 0.05 for 5%).

The interpolated interest rate shocks under the four stress scenarios that are all added to the discount rate of the initial scenario may be expressed by the following formulas:

$$\text{i) } -(0.139468 - 0.001873t) \sqrt{\max(r_t; 0.005)} + (0.00492658 - 0.00010633t)$$

$$\text{ii) } (0.112699 - 0.005997t) \sqrt{\max(r_t; 0.005)} \sqrt{\max(r_t; 0.005)} + (0.00394084 - 0.00008336t)$$

$$\text{iii) } (0.139468 - 0.001873t) \sqrt{\max(r_t; 0.005)} \sqrt{\max(r_t; 0.005)} + (0.00492658 - 0.00010633t)$$

$$\text{iv) } -(0.112699 - 0.005997t) \sqrt{\max(r_t; 0.005)} \sqrt{\max(r_t; 0.005)} + (0.00394084 - 0.00008336t)$$

where:

r_t is the time t risk-free interest rate, and for maturity t , when t is between 90 days and 20 years.

Initial and stress scenario discount rates are not floored at zero, and no adjustments are made if an interest rate is negative.

The shock-L applied to the UIR, which is a decrease in the first two scenarios and an increase in the last two scenarios, is 40-basis points for Canada, the United States, the United Kingdom, and other locations, 25-basis points for Europe (other than the UK), and 20-basis points for Japan.

The discount rates for each of the stress scenarios must be reported in the Capital Guideline Certification Report for each duration and for each region.

5.1.2.2 Determination of the ~~most adverse scenario~~ Most Adverse Scenario¹⁰⁵

For the purpose of determining the most adverse stress scenario that is used to calculate required capital, an insurer's loss under a stress scenario (LSS) within each geographic region must be calculated using the following formula.

$$LSS = IRR_{non-par\ gross} + \sum_i \max(IRR_{i\ par\ gross} - C_{i\ stress}; IRR_{i\ par\ npt\ gross}; 0)$$

where:

- $IRR_{non\ par\ gross}$ is the interest rate risk capital requirement ~~for interest rate risk~~ for non-participating business within the geographic region under the stress scenario; it is equal to the decrease (or ~~the~~ negative of the increase) in the net present value of the region's non-participating asset cash flows and liability cash flows from the initial scenario.
- The summation is taken over all participating blocks within the region (refer to Chapter-9).
- $IRR_{i\ par\ gross}$ is the interest rate risk capital requirement ~~for interest rate risk~~ for a participating block within the region under the stress scenario; it is equal to the decrease (or negative ~~value~~ of the increase) in the net present value of the block's entire participating asset cash flows and liability cash flows from the initial scenario. All of the block's assets and liabilities are included, irrespective of whether interest rate risk on the assets and liabilities is passed through to policyholders.
- $IRR_{i\ par\ npt\ gross}$ is the interest rate risk capital requirement ~~for the assets and liabilities of~~ a participating ~~block's assets and liabilities whose~~ block for which the interest rate risk is not passed through to policyholders (e.g., ~~surplus, PfADs, and ancillary funds, including the assets backing them~~ Risk Adjustments, contractual service margins, contract loans, amounts on deposit, guaranteed benefits/riders that are contractually excluded from pass through, equity in stock company participating account, mutual company residual interest reported as equity); it is equal to the

¹⁰⁵ An approximation may be used under section 1.4.5.

decrease (or negative value of the increase) in the net present value of these elements' cash flows from the initial scenario.

- If losses arising from interest rate risk are recoverable through dividend reductions, C_{i_stress} is equal to 75% of the present value of restated dividend cash flows for the block used in the interest rate risk calculation (refer to section 5.1.3.3), discounted using the rates under the stress scenario. If losses arising from interest rate risk are not recoverable through dividend reductions, then C_{i_stress} is equal to zero.

The most adverse scenario used to calculate required capital for interest rate risk in geographic regions outside Canada and the United States is the scenario that produces the highest value of LSS as defined above. For Canada and the United States, the same adverse scenario is used to calculate required capital for interest rate risk in both regions, and is the scenario for which the value of the following is greatest:

$$\max(LSS_{Canada} ; 0) + \max(LSS_{United States} ; 0)$$

5.1.2.3 Interest Rate Risk Capital Requirement

Once an insurer has determined the most adverse scenario for each geographic region, the interest rate risk capital requirement for non-participating business within the region under this scenario is equal to:

$$IRR_{non-par} = \max(IRR_{non-par gross} ; 0).$$

The interest rate risk capital requirement \overline{IRR}_{i_par} for each block of participating business within the of a region, before reflecting the effect of participating dividends under the most adverse scenario⁴⁰⁶ participations is equal to:

$$\overline{IRR}_{i_par} = \frac{1}{6} \sum_{q=1}^6 IRR_{i_par} \text{ in quarter } q$$

This amount represents the six-quarter rolling average of IRR_{i_par} taken over the current quarter and the previous five preceding quarters (i.e., the six. For each quarter rolling average) of, the quantity IRR_{i_par} , under the most adverse scenario in that quarter is defined by:

⁴⁰⁶ If the interest rate risk capital requirement for a participating block is positive under the most adverse scenario, the insurer may optionally choose to treat the block as non-participating under this scenario. If the insurer chooses this option:

1. the interest rate risk capital requirement for the participating block (without any reduction for dividends) is added to the capital requirement for interest rate risk for non-participating business, before the non-participating requirement is floored at zero;
- 2.1. the interest rate risk capital requirement for the participating block used to calculate the standalone capital requirement for the block and its credit for the participating business is set to zero.

~~where~~ $IRR_{i \text{ par}} = \max(IRR_{i \text{ par gross}} ; 0)$.¹⁰⁷

.

The interest rate risk ~~capital~~ requirement for the non-pass through portion of a participating block of participating business $IRR_{i \text{ par st}}$, which is used to calculate the par participating business requirement floor ~~for participating business~~ (refer to section 9.1.29.1.2 9.1.2) is:

$$\overline{IRR}_{i \text{ par npt}} = \frac{1}{6} \sum_{q=1}^6 IRR_{i \text{ par npt in quarter } q}$$

This equal amount represents the six-quarter rolling average of $IRR_{i \text{ par npt}}$ taken over the current quarter and the previous five preceding quarters (i.e., For each quarter, the quantity $IRR_{i \text{ par npt}}$ under the six-most adverse scenario in that quarter rolling average) of $IRR_{i \text{ par st}}$, is defined by:

~~where~~ $IRR_{i \text{ par st}} = \max(IRR_{i \text{ par st gross}} ; 0)$.

~~Calculation of~~ $IRR_{i \text{ par st}} = \max(IRR_{i \text{ par st gross}} ; 0)$.

In calculating the averages does not apply to the first quarterly calculation of above, the following must be considered:

- No averaging must be used for a new participating block of business in the first quarter calculation. For the second quarterly calculation, all averaged quantities for the average amounts block must be calculated as using half (1/2) of the current amount sum of the first two quarters quarter amounts. For the third quarterly calculation, the average amounts must be calculated as a averages are one third (1/3) of the sum of current amounts of the first three first quarters. This calculation method continues quarter amounts. The averaging must continue in this manner until the data of are obtained over six quarters is obtained.
- From the quarter in which a Any participating block that is coded, divested by the insurer must be excluded completely from the amount of required CARLI calculations, and no capital for the block is floored at zero requirement amount must be presented for this quarter block.

¹⁰⁷ If the interest rate risk capital requirement for a participating block is positive under the most adverse scenario for a specific quarter, the insurer may elect to treat the block as non-participating business under this scenario. If the insurer makes this election:

1. the interest rate risk capital requirement for the participating block (without taking account of any reductions in participations) is added to the interest rate risk capital requirement for non-participating business, prior to applying the zero floor to the capital requirement for non-participating business;
2. the interest rate risk capital requirement for the participating block used to calculate the individual capital requirement for the block and its credit for participating products is set at zero.

- If an entire participating block is coinsured by a reinsurer, the cedant must treat the transaction as a divestiture of the block, and the reinsurer must treat the assumed block as a new participating block. If only a portion of a participating block is coinsured, then:
 - the cedant must reflect the change in the components of the averaging calculation as if the reinsurance contract had been in place for the previous five quarters; and
 - the reinsurer must treat the assumed portion as a new participating block, provided it had not assumed any other portion of the block previously.

Although the same scenario is used for Canada and the United States, the capital requirements for interest rate risk in these regions are calculated separately, under the assumption that gains in one region do not offset losses in the other.

The interest rate risk capital requirement for each participating block is used in the calculation of the standalone capital requirement for the block (refer to section ~~11.211.2~~11.2) and its participating credit (refer to section ~~9.1.29.1.2~~9.1.2). The amount $C_{i\ stress}$ used to determine the most adverse scenario must be consistent with the amounts $C_{i\ adverse}$ and $K_{i\ floor}$ used to determine the credit for a participating block in section 9.1.2.

Determination of the most adverse stress scenario and the capital requirement for interest rate risk on participating business must be clearly set out in the Capital Guideline Certification Report for each region.

Example: Interest Rate Risk

The most adverse stress scenario for interest rate risk is determined based on the gain or loss in a region's non-par block under each scenario ($IRR_{non\ par\ gross}$), the gain or loss in the region's par blocks ($IRR_{i\ par\ gross}$ and $IRR_{i\ par\ npt\ gross}$) and the amount of dividends available to pass through any interest rate losses in the par block ($C_{i\ stress}$). The amounts $IRR_{non\ par\ gross}$, $IRR_{i\ par\ gross}$ and $IRR_{i\ par\ npt\ gross}$ correspond to the gross capital requirements for the non-par and par blocks, before taking account of any floors. Consequently they will be positive in a scenario if there is a loss in the block, and negative if there is a gain in the block under a scenario.

The premises underlying the loss measure under the LSS scenario are that any gains in a par block will ultimately be passed on to policyholders (and hence cannot be used to offset non-par losses), and that losses in the par block under a scenario ~~should~~must not be counted if they can be passed on to policyholders via a reduction in dividends.

In the situation in which all interest rate risk is passed through to policyholders and an insurer has ample dividends available to absorb losses in its par blocks, the most adverse stress scenario will be determined solely by the gains or losses in the non-par block, since the term $\max(IRR_{i\ par\ gross} - C_{i\ stress} ; IRR_{i\ par\ npt\ gross} ; 0)$ will be zero in all scenarios.

In the following example, the most adverse stress scenario is scenario 2 if there is only one par block in a geographic region with no non-pass through and if the values of $IRR_{non\ par\ gross}$, $IRR_{par\ gross}$ and C_{stress} under each scenario are as follows:

Scenario	$IRR_{non\ par\ gross}$	$IRR_{par\ gross}$	C_{stress}	LSS
1	800	800	5,000	800
2	1,400	-100	5,500	1,400
3	-600	2,500	4,000	-600
4	1,000	-700	3,000	1,000

Based on scenario 2, the insurer will use a value of $IRR_{non\ par} = 1,400$ for the interest rate risk capital requirement in the calculation of $K_{non\ par}$, a value of $IRR_{par} = 0$ to calculate for the interest rate risk capital requirement for interest rate risk the current quarter in the calculation of $TRR_{l\ par}$ in the calculations of (which is used to determine K , K_{floor} and $K_{reduced\ interest}$ for the par block), and a value of $C_{adverse} = 5,500$ in the calculation of $C_{l\ adverse}$ used to determine the credit for the par block.

If the available amount of par dividends is low, or if dividends cannot be used to pass through interest rate risk, then losses in the par block could affect the determination of the most adverse stress scenario.

For example, the most adverse stress scenario becomes scenario 3 if C_{stress} under each of the scenarios changes as follows:

Scenario	$IRR_{non\ par\ gross}$	$IRR_{par\ gross}$	C_{stress}	LSS
1	800	800	90	1,510
2	1,400	-100	100	1,400
3	-600	2,500	80	1,820
4	1,000	-700	50	1,000

Based on scenario 3, the insurer will use a value of $IRR_{non\ par} = 0$ for the interest rate risk capital requirement in the calculation of $K_{non\ par}$, a value of $IRR_{par} = 2,500$ to calculate for the interest rate risk capital requirement for interest rate risk the current quarter in the calculation of $TRR_{l\ par}$ in the calculations of K , K_{floor} and $K_{reduced\ interest}$ for the par block, and a value of $C_{adverse} = 80$ in the calculation of $C_{l\ adverse}$ used to determine the credit for the par block. In this situation, it will likely be to the insurer's advantage to treat the par block as non-participating for the interest rate risk. If it does so, it will use a value of $IRR_{non\ par} = 1,900$ for the interest rate risk capital requirement in the calculation of $K_{non\ par}$ and a value of $IRR_{par} = 0$ to calculate for the interest rate risk capital requirement for interest rate risk

the current quarter in the calculation of $\overline{IRR}_{i\ par}$ in the calculations of K , K_{floor} and $K_{reduced}$ interest for the block, whereas the value of $C_{adverse}$ will still be equal to 80.

Note that if an insurer has dividends available, but uses a value of 0 for C_{stress} for all scenarios to determine the most stress-adverse stress scenario because it is unable to pass through interest rate risk, it must use 100% of the par interest rate risk requirement $IRR_{i\ par}$ in the calculation of K_{floor} .

5.1.3 Projection of ~~cash flows~~ Cash Flows¹⁰⁸

Cash flows are determined at the reporting balance sheet date. They are projected net of all reinsurance (i.e., if all or a portion of an insurance liability ~~corresponds to~~ is covered by an on-balance sheet reinsurance asset contract held, then the liability cash flows are reduced by the cash flows from ~~all liabilities backed by ceded insurance~~ the reinsurance contract held and the cash flows from ~~all backed reinsurance assets~~ contracts held are excluded from the asset cash flows).¹⁰⁹ ~~Asset-~~¹¹⁰ No reinvestment of any asset cash flows must be assumed. Projected cash flows must not reflect any reinvestment assumptions. the impact of Stage 1 and Stage 2 expected credit losses reported under IFRS 9 (i.e., asset cash flows must not be reduced by any amount on account of these expected losses), nor the impact of any expected losses for the risk of reinsurer non-performance under IFRS 17. Liability cash flows must ~~include insurance~~ MfADs projected under CALM correspond to IFRS fulfilment cash flows (incorporating Risk Adjustments but excluding contractual service margins). Projected asset and liability cash flows (except for liability cash flows ~~for associated with~~ participating, adjustable, and index-linked pass-through liability and future income tax cash flows products) that are interest ~~rate~~-sensitive must be changed to be consistent with the interest rate scenario.

For participating, adjustable, index-linked and non-interest sensitive products, the same liability cash flows are used for all interest rate scenarios. For participating products, restated dividend cash flows must be projected using the methodology described in section ~~5.1.3.3~~, and all other cash flows must be projected based on ~~Best Estimate Assumptions with the addition of insurance risk~~ MfADs fulfilment cash flows. Adjustments to cash flows must not be made for anticipated reductions or increases in dividends attributable to increases or decreases in interest rates under each scenario. A reduction in required capital for the potential risk-mitigating effect of dividend reductions or contractual adjustability is calculated separately for participating and adjustable products (refer to Chapter 9).

The treatment for specific asset and liability cash flows is described below.

¹⁰⁸ An approximation may be used under section 1.4.5.

¹⁰⁹ Liability cash flows exclude cash flows corresponding to liabilities ceded ~~under~~ through funds withheld reinsurance ~~agreements~~ contracts and liability cash flows assumed under funds withheld reinsurance ~~agreements~~ contracts are included in liability cash flows. If a modified coinsurance ~~agreement~~ contract effectively transfers the interest rate risk corresponding to an insurance liability and a portfolio of matching assets, the asset and liability cash flows must be excluded from the cash flow projection.

¹¹⁰ All cash flows corresponding to future business are excluded from the projection.

5.1.3.1 Assets Having Fixed Cash Flows

Interest rate risk cash flows projected for an asset having fixed cash flows must not deviate from the underlying asset cash flows. A fixed cash flow is one that is contractually guaranteed for a definite amount, and its value is not contingent on future market prices or interest rates. A cash flow is deemed to be contractually fixed if it is payable regardless of the condition of the payor (i.e., not contingent on the payor meeting a target profitability level), and if failure to make payment would be considered a case of default. ~~For assets having fixed cash flows, insurers must project the same cash flows as those used in the balance sheet valuation. Asset cash flows that are included in the valuation of CALM liabilities must be projected net of investment expenses, and all other~~All asset cash flows must be projected gross of investment expenses.

5.1.3.2 CALM MfADs and Accounting Loss Provisions

~~Projected cash flows must not reflect the impact of CALM C-1 expected losses, CALM C-1 MfADs, or balance sheet loss provisions reported under IFRS 9. To clarify, asset cash flows must not be reduced by any amount on account of these three items, nor should liability cash flows be increased by any amount on account of these items.~~

~~Liability cash flows must be projected reflecting the impact of CALM insurance risk MfADs. To clarify, all insurance assumptions used to project liability cash flows must be set equal to the Best Estimate Assumption plus the CALM insurance risk MfAD, i.e., the assumption used in the insurer's financial statements.~~

~~All cash flows must be projected without reflecting the impact of CALM C-3 and currency risk provisions.~~

5.1.3.2 Risk Adjustments

The interest rate risk cash flows projected for liabilities include all Risk Adjustments. If a Risk Adjustment corresponds to a series of cash flows (e.g., an adjustment calculated using margins on assumptions), then these cash flows must be projected as part of liabilities. If a Risk Adjustment has no cash flows associated with it, then the Risk Adjustment must be projected as a cash flow at time zero and must be revalued under the initial and stress scenarios so that the change in the value of the Risk Adjustment in response to movements in interest rates is appropriately captured.

5.1.3.3 Participating Liability Dividends

The dividend cash flows used in the initial scenario are different from those projected ~~under CALM for the financial statement valuation.~~ For the initial scenario, ~~CALM~~ dividend cash flows projected for the financial statement valuation must be re-projected to produce restated dividend cash flows by making a level adjustment (e.g., determined using an iterative process) to the dividend scale so that the ~~participating block balance sheet surplus~~ Participating Block Surplus is maintained under CARLI Initial Scenario Discount Rates. In other words, the net present value of assets over liabilities discounted using Initial Scenario Discount Rates ~~is equal to the balance sheet surplus, must be equal to the~~ Participating Block Surplus. The Participating Block Surplus includes mutual company participating surplus reported as residual interest in the LIFE return, as well as joint stock

company participating surplus (which includes participating surplus reported as a liability in the financial statements, and contractual service margins).

If some portion of dividends ~~under CALM is projected~~ for the financial statement valuation is presumed to be distributed in the form of paid-up additions, the same ~~proportion portion~~ of restated dividends ~~should must~~ be ~~projected~~ presumed to be distributed as paid-up additions.¹¹¹

In re-projecting the ~~new~~ dividend scale ~~projection~~, the insurer must only include asset and liability cash flows ~~for which whose~~ returns are passed through to policyholders through modified dividends. ~~If~~ For example, if investment returns on ~~surplus~~ Participating Block Surplus, Risk Adjustments, contract loans, and PfADs (including ancillary funds) amounts on deposit are not ~~elements that are~~ passed through to policyholders, these cash flows must be excluded. If the assets to be excluded are mingled with other assets, the insurer must remove them by assuming that they are supported by a proportionate share of the total (in practice, this could be a fixed percentage reduction of assets at each duration).

The restated dividend cash flows projected for the initial scenario must remain unchanged under all stress scenarios.

Example: Participating liability dividend restatement

An insurer has a block of participating business products with underlying total liability cash flows ~~(including surplus assets from non-pass through and pass-through components)~~ as illustrated in (A). The insurer uses CALM financial statement discount rates to determine the total net present value of ~~these cash flows assets (including surplus assets from non-pass through and pass-through components) minus liabilities~~ for the participating business, which results in products, calculating a CALM balance sheet surplus Participating Block Surplus of \$445 in (B). ~~In certain situations, asset~~ Asset cash flows (e.g., non-fixed income securities) are projected ~~differently~~ using CARLI assumptions under CARLI the initial scenario, producing different asset valuation than under CALM: what is on the financial statements (C). The ~~balance sheet surplus~~ resulting from ~~these~~ these cash flows and CARLI Initial Scenario Discount Rates is \$338 (D), which is different from the CALM financial statement surplus. Under CARLI, the insurer (using an iterative process (E), (F)) applies a level adjustment to the dividend scale so that the adjusted liability cash flows (G), discounted using the CARLI Initial Scenario Discount Rates, generate a total net present value (H) equal to the balance sheet surplus of \$445 (B) initially calculated under CALM: Participating Block Surplus of \$445 (B).

Year	<u>CALM Base Scenario Financial Statements</u> Discount Rates	CARLI Initial Scenario Discount Rates
1	2.48%	1.48%
2	2.52%	1.52%

¹¹¹ An approximation may be used under section 1.4.5.

3	2.66%	1.66%
4	2.81%	1.81%
5	2.99%	1.99%

Duration	Total Cash Flows for Participating Policies/Products									
	(A)					(C)				
	CALM Balance sheet					CARLI (Before Adjustment to 10% dividend scale)				
	Assets	Liabilities			Net (Balance Sheet Participating Block Surplus)	Assets	Liabilities			Net (Balance Sheet Participating Block Surplus)
	Other Non Div.	Div.	Total		Other Non Div.	Div.	Total			
Year 0	900	300	30	330	570	1,000	300	30	330	670
Year 1	900	400	40	440	460	850	400	40	440	410
Year 2	900	550	55	605	295	850	550	55	605	245
Year 3	800	800	80	880	-80	760	800	80	880	-120
Year 4	700	900	90	990	-290	675	900	90	990	-315
Year 5	500	1,000	100	1,100	-600	480	1,000	100	1,100	-620
Total	4,700	3,950	395	4,345	355	4,615	3,950	395	4,345	270

Duration	Total Net Present Value of Cash Flows									
	(B)					(D)				
	CALM Balance sheet					CARLI (Before Adjustment to 10% dividend scale)				
	Assets	Liabilities			Net (Balance Sheet Participating Block Surplus)	Assets	Liabilities			Net (Balance Sheet Participating Block Surplus)
	Other Non Div.	Div.	Total		Other Non Div.	Div.	Total			
Year 0	900	300	30	330	570	1,000	300	30	330	670
Year 1	889	395	40	435	454	844	397	40	437	407
Year 2	867	530	53	583	284	831	538	54	591	240
Year 3	749	749	75	824	-75	729	768	77	845	-115
Year 4	635	817	82	899	-263	634	845	85	930	-296
Year 5	438	876	88	964	-526	439	915	92	1,007	-567
Total	4,479	3,667	367	4,034	445	4,477	3,763	376	4,139	338

Duration	Total Cash Flows for Participating Products									
	(E)					(G)				
	CARLI (Iterative adjustment to dividend scale) (8% dividend scale)					CARLI (After adjustment to dividend scale) (7.2% dividend scale)				
	Assets	Liabilities			Net (Balance Sheet Participating Block Surplus)	Assets	Liabilities			Net (Balance Sheet Participating Block Surplus)
	Other Non Div.	Div.	Total		Other Non Div.	Div.	Total			
Year 0	1,000	300	24	324	676	1,000	300	21	321	679
Year 1	850	400	32	432	418	850	400	29	429	421
Year 2	850	550	44	594	256	850	550	39	589	261
Year 3	760	800	64	864	-104	760	800	57	857	-97
Year 4	675	900	72	972	-297	675	900	64	964	-289
Year 5	480	1,000	80	1,080	-600	480	1,000	72	1,072	-592
Total	4,615	3,950	316	4,266	349	4,615	3,950	283	4,233	382

Duration	Total Net Present Value of Cash Flows									
	(F)					(H)				
	CARLI (Iterative adjustment to dividend scale) (8% dividend scale)					CARLI (After adjustment to dividend scale) (7.2% dividend scale)				
	Assets	Liabilities			Net (Balance Sheet Participating Block Surplus)	Assets	Liabilities			Net (Balance Sheet Participating Block Surplus)
	Other Non Div.	Div.	Total		Other Non Div.	Div.	Total			
Year 0	1,000	300	24	324	676	1,000	300	21	321	679
Year 1	844	397	32	429	415	844	397	28	425	418
Year 2	831	538	43	581	250	831	538	38	576	255
Year 3	729	768	61	829	-100	729	768	55	823	-93
Year 4	634	845	68	913	-279	634	845	61	906	-272
Year 5	439	915	73	989	-549	439	915	66	981	-541
Total	4,477	3,763	301	4,064	413	4,477	3,763	269	4,033	445

5.1.3.4 Preferred Shares and Innovative Instruments

Preferred shares and innovative instruments that do not constitute substantial investments (refer to section 4-5.21.5.2) are treated in the same manner as assets having fixed cash flows. Projected cash flows under the initial and stress scenarios must include all expected dividends and proceeds at maturity.

5.1.3.5 Real Estate

Insurers must include at time zero the balance sheet surplus value of the real estate (including investments as a limited partner in limited partnerships for the purpose of property management, as if the insurer directly owned these properties held by such partnerships) on the balance sheet over the present value of fixed cash flows calculated using Initial Scenario Discount Rates. Where no fixed cash flows are projected, the total balance sheet value of the property must be included as a cash flow at time zero. The cash flow amount at time zero must be the same under all interest rate scenarios.

The insurer must include fixed cash flows on leases in the period during which they are contractually expected to be received. No contract or lease renewals are to be assumed. Prepaid rent must be treated as a time zero cash flow. The cash flows must exclude projected reimbursements for operating expenses that are paid by the lessor (e.g., property taxes and utilities). Cash flows from lease agreements with a rent-free period followed by a rent-paying period must be included in the present value of lease cash flows.

5.1.3.6 Floating Rate Instruments

The market value of floating rate bonds, notes, or other instruments must be reported as cash flow at time zero.

5.1.3.7 Bonds and Preferred Shares with Embedded Options

Under the initial and stress scenarios, cash flows associated with a redeemable or callable bond or preferred share must be projected to the redemption (or call) date, (i.e., one of the redemption or call dates or the maturity date) for which the present value of the cash flows, discounted at the scenario's rates, is lowest. For a puttable bond or preferred share, the cash flows under the initial and stress scenarios must be projected to the date for which the present value of the cash flows, discounted at the scenario's rates, is highest.

For a bond or preferred share that is both redeemable (or callable) and puttable, cash flows are projected under the initial and stress scenarios to the date determined by the following algorithm: if the dates in chronological order on which the investment can be redeemed, put or called are t_1 to t_N , and if t_{N+1} is the instrument's final maturity date, then for $1 \leq i \leq N + 1$, the quantity PV_i is defined to be the present value at time zero of the investment's cash flows under the scenario if it is called (or redeemed), put, or matures at time t . The quantities W_i are solved backwards recursively from:

$$W_{N+1} = PV_{N+1}$$
$$W_i = \begin{cases} \min(PV_i; W_{i+1}) & \text{if } t_i \text{ is a call or redemption date} \\ \max(PV_i; W_{i+1}) & \text{if } t_i \text{ is a put date} \end{cases}$$

For each scenario, the instrument's cash flows are projected up to the earliest time t_i for which $W_i = PV_i$. If the instrument can be redeemed, called or put over a continuous time period, the point t_i is the time during the period at which PV_i takes its highest or lowest value respectively. For the purpose of projecting scenario cash flows for perpetual

preferred shares that are callable and puttable, the insurer may assume that the shares mature at any time after which there is no material difference among any of the scenario present ~~values~~PV, ~~values~~ PV.

Example: Redeemable (callable) and retractable (puttable) preferred shares

A Canadian perpetual preferred share with nominal value of 100 pays a 7% dividend at the end of each year. At the end of years 3, 5 and 8, the holder of the share is entitled to put the share back to the issuer for prices of 100, 102, and 99 respectively, while at the end of years 5 and 7, the issuer of the share is entitled to call the share for 103 and 100, respectively. At the end of year 10 and all year-ends thereafter, the issuer is entitled to call the share at par. All options are exercisable only after the annual dividend has been paid.

The current Canadian risk-free rate at all maturities between 1 and 20 years is 5%, and the market average spread at all maturities between 1 and 20 years is 80 bps (after application of a factor of 90%). Based on the put and call dates before year 10, the times t_i are defined as:

t_1	3
t_2	5
t_3	5
t_4	7
t_5	8

(Note: if a put and call are exercisable simultaneously, the strike price of the put must be lower than the strike price of the call. In such a case, the calculation will not be affected by which option is assumed to be exercised first.)

Since all options in years 10 and later are calls, the date at which the present value of payments is lowest can be treated as a maturity date.

If the preferred share remains outstanding to year 10, the issuer will obtain the lowest present value of payments under the initial and stress scenarios if it redeems the share at the following year-ends:

	Initial scenario	Scenario 1	Scenario 2	Scenario 3	Scenario 4
Redemption time ($N+1$):	10	10	10	23	20
Present value:	108.92	129.54	96.92	84.80	115.78

With t_6 taken to be the optimal calling time for the issuer after year 10, then the present values PV_i under each of the scenarios are as follows:

	t_i	Initial scenario	Scenario 1	Scenario 2	Scenario 3	Scenario 4
PV_1 (put)	3	103.22	110.51	96.67	94.31	108.21
PV_2 (put)	5	106.59	118.39	97.21	92.91	113.68
PV_3 (call)	5	107.35	119.23	97.89	93.56	114.49
PV_4 (call)	7	106.75	122.25	95.83	89.59	114.79
PV_5 (put)	8	106.87	124.05	95.51	88.27	115.09
PV_6 (call)	$N + 1$	108.92	129.54	96.92	84.80	115.78

The values of W_i are then:

	t_i	Initial scenario	Scenario 1	Scenario 2	Scenario 3	Scenario 4
W_1 (put)	3	106.75	119.23	97.21	94.31	114.49
W_2 (put)	5	106.75	119.23	97.21	92.91	114.49
W_3 (call)	5	106.75	119.23	95.83	88.27	114.49
W_4 (call)	7	106.75	122.25	95.83	88.27	114.79
W_5 (put)	8	108.92	129.54	96.92	88.27	115.78
W_6 (call)	$N + 1$	108.92	129.54	96.92	84.80	115.78

Consequently, in the initial scenario, the share is valued on the assumption that it will be redeemed (called) at the end of year 7, in scenarios 1 and 4 it is valued assuming that it will be redeemed (called) at the end of year 5, in scenario 2 it is valued assuming that it will be retracted (put) at the end of year 5, and in scenario 3 it is valued assuming that it will be retracted (put) at the end of year 3.

5.1.3.8 Non-fixed Income Investments

Non-fixed income (NFI) investments include any assets that do not have contractually guaranteed cash flows. Examples of such assets include equities and infrastructure investments without contractually fixed cash flows. However, real estate, preferred shares and innovative instruments are excluded from the definition of this section, as they are treated separately within the interest rate risk requirement.

In order to approximate the non-interest sensitive component of an NFI investment's dividend stream, 33% of the investment's value¹¹² is projected as cash flows occurring beyond time zero, while the remaining 67% of the investment's value is maintained as a time zero cash flow. At all integer times $t \geq 1$, a cash flow of the following proportion is projected as a cash flow for year t :

$$\frac{4.1 \times 0.89^t}{D_t} \%$$

where:

D_t is the initial scenario discount factor from time t to time zero.

5.1.3.9 Pooled Funds – Index-Linked Products

If the index-linked product risk requirement is used (refer to section 5.5), liability cash flows **should must** match asset cash flows in each scenario. However, minimum interest rate guarantees must be reflected if they are higher than the asset cash flows.

If the index-linked product risk requirement is not used, the liability cash flows **should must** be the same as those used in the **balance sheet financial statement** valuation. If minimum interest guarantees do not apply, the account value must be included as a cash flow at time zero. Cash flows from the portion of investment management fees used to cover investment expenses and other administration costs must be included in both asset and liability cash flows.

5.1.3.10 Pooled Funds – Products Without ~~Direct~~ **Direct** Risk Pass-Through

Where the account value of a **policy contract** is linked to a bond fund but does not vary directly with the fund's value, the cash flows of the fund **should must** be projected so that the value of the fund changes **as appropriately in response to the change in** interest rates **change** under each scenario.

For mutual funds or pooled funds holding assets without fixed cash flows (e.g., equities and real estate), insurers must treat the funds according to the type of assets that the funds hold. For example, equity funds **should must** be treated as specified in section 5.1.3.8_5.1.3.8 and real estate funds **should must** be treated as specified in section

¹¹² For hedged equity positions receiving a credit under section 5.2.4, the delta equivalent value of the hedged position must be used as the investment value.

~~5.1.3.5~~ 5.1.3.5. If such treatment cannot be applied (e.g., if real estate lease cash flows are not known), the balance sheet value of the fund ~~should~~must be included as a cash flow at time zero.

5.1.3.11 Securitized Assets

For securitized assets for which cash flows are fixed, insurers must project the underlying fixed cash flows. For securitized assets for which cash flows are not fixed, insurers must use the balance sheet value as a cash flow at time zero.

5.1.3.12 Items Included in Available Capital ~~Capital Instruments Issued by the Insurer~~

Items that qualify for recognition in Available Capital under Chapter 2 must be excluded from the projection of liability cash flows. Such items include capital instruments issued by that the insurer has issued itself that qualify as available capital under Chapter 2 (e.g., preferred shares and subordinated debt) must be excluded from the projection of liability cash flows that qualify as Available Capital, and liability accounts that are recognized in Available Capital (refer to sections 2.1.1 and 2.2.1).

5.1.3.13 Interest Rate and Currency Swaps

The cash flows projected for interest rate and currency swaps consist of three components:

- All cash flows due to be paid or received under any fixed legs of the swap;
- Cash flows at the maturity of the swap calculated as notional amounts of any fixed legs of the swap, unless these have already been projected in the previous component. If an insurer makes payments on a fixed leg of the swap, the notional amount ~~should~~must be projected as a cash outflow at maturity, and if the insurer receives fixed payments, the notional amount ~~should~~must be projected as a cash inflow.
- Cash flows at time zero equal to the notional amounts of any floating legs of the swap. If an insurer makes payments under a floating leg of the swap, the notional amount ~~should~~must be projected as a cash outflow at time zero, and if the insurer receives floating payments, the notional amount ~~should~~must be projected as a cash inflow.

5.1.3.14 Other Interest Rate Derivatives

Interest rate derivatives other than swaps must be included as an asset or liability cash flow at time zero in all scenarios. In each scenario, the time zero cash flow for the derivative is equal to the derivative's fair value under the scenario's risk-free interest rates. Stressed fair values must be calculated assuming no change in underlying interest rate volatility.

5.1.3.15 Reverse Mortgages and Collateral Loans

Cash flows for reverse mortgages and collateral loans with fixed interest rates are projected using Best Estimate Assumptions (including mortality assumptions). If the assets have variable interest rates, then they are shown as time zero cash flows. If an insurer's model used for valuation in its financial statements is able to project variable interest assets accurately, asset cash flows can be updated in each interest rate scenario.

5.1.3.16 ~~Policy~~Contract Loans

Cash flows for ~~policy~~contract loans with interest rates that are fixed or subject to guaranteed maximums must be projected using mortality and lapse assumptions that are consistent with those used in the valuation of the related ~~policies~~contracts. For variable rate ~~policy~~contract loans that are not subject to guaranteed maximums, the loan amounts must be ~~projected~~reported as time zero cash flows.

5.1.3.17 ~~Deferred~~Investment Income Taxes

Projected cash flows must include cash flows arising from investment income taxes ~~and tax-related temporary differences that are~~ projected ~~under CALM.~~¹⁴³ ~~No other tax cash flows must be included in for purposes of the projection. Cash flows related to temporary tax-related differences must not be re-projected to reflect the interest rate scenario being tested~~financial statement valuation.

5.1.3.18 Dynamic Assumptions Tied to Interest Rates

If an insurer uses dynamic assumptions that vary with interest rates (e.g., for lapses) to project insurance cash flows ~~under CALM for the financial statement valuation~~, the liability cash flows projected in the interest rate initial scenario and stress scenarios must reflect these assumptions (i.e., the assumptions that are set dynamically for each interest rate scenario must vary to be consistent with the scenario).

5.1.3.19 Cash Flows Tied to Inflation

Cash flows projected for expenses, and for benefit payments related to cost-of-living adjustments must take account of the impact of an inflation assumption that varies in accordance with each scenario. Inflation rates ~~should~~must maintain the same relation to risk-free interest rates as that ~~assumed under~~used for the ~~CALM~~financial statement valuation. For example, if an insurer generates inflation rates dynamically ~~under CALM for the financial statement valuation~~, the same generator ~~should~~must be used to produce inflation rates ~~in~~under the initial scenario and stress scenarios that are consistent with these scenarios.

¹⁴³ ~~An approximation may be used under section 1.4.5.~~

5.1.3.20 Assets Replicated Synthetically

The cash flows projected for assets replicated synthetically (refer to section ~~5.2.3~~ 5.2.3), including non-fixed income assets, must be the same as those of the replicated assets.

5.1.3.21 Other Financial Instruments

The projection of cash flows for liabilities that are classified as financial instruments in the financial statements and that are not covered in previous sections depends on whether the ~~contractholder/policyholder~~ has an option to redeem. If the instrument is not redeemable, the insurer must project the same cash flows as those used ~~infor~~ the ~~balance sheet/financial statement~~ valuation. If the instrument is redeemable at the option of the ~~contractholder/policyholder~~, the cash flows ~~should/must~~ be projected under the initial and stress scenarios to the redemption date for which the present value of the cash flows, discounted at the scenario's rates, is highest. In particular, the balance sheet value of deposit-type liabilities must be treated as a time zero cash flow.

5.1.3.22 Universal Life Insurance

For most products, only contractual cash flows are projected, and there ~~should/must~~ be no reinvestment assumptions. Universal life (UL) is an exception, as the contract continues after the end of any interest guarantee period in the investment account. It is therefore necessary to use a reinvestment assumption to generate credited rates under the initial and stress scenarios that are used to project ~~best estimate~~ cash flows for premiums, ~~policy/contract~~ charges and benefits, and expenses. The reinvestment assumptions and credited rates must vary appropriately with the scenario that is being tested, including the initial scenario.

The insurer must use Initial and Stress Scenario Discount Rates (refer to sections ~~5.1.1~~ and 5.1.2) for discounting UL cash flows. ~~The credited rates must vary appropriately with the scenario that is being tested, including the initial scenario.~~ The relation between the restated credited rates for CARLI purposes and the CARLI discount rates under each scenario must be consistent and maintain the same relationship as exists between actual credited rates and the discount rates ~~that are derived from the assets (both fixed income and non-fixed income) used to support the specific UL product under the CALM base scenario for financial statement valuation purposes.~~

~~Where the universal life contract has minimum interest guarantees, the effect of these guarantees must be reflected in the scenario that is being tested.~~

If the performance of a universal life contract inside-account benefit is tied to the performance of specific assets and these assets are held by the insurer, then the cash flows on these assets and liabilities ~~should/must~~ be included with the cash flows of other index-linked products (refer to section ~~5.5~~ 5.5). If matching assets are not held, then the cash flows ~~should/must~~ be projected using assumptions that are consistent with those used ~~infor~~ the ~~balance sheet/financial statement~~ valuation and then adjusted according to the scenario being tested.

5.1.3.23 Interest Rate Guarantees

Where a non-participating contract has minimum interest rate guarantees (e.g., a universal life insurance contract), all guarantee payments must be projected under the initial and stress scenarios. The market consistent value of guarantees in excess of projected guarantee payments (i.e., the time value of the guarantees) must be excluded from cash flows.

The cost of guarantees for participating products and adjustable products other than universal life insurance products must be excluded from projected cash flows.

5.2 Equity Risk

Equity risk is the risk of economic loss due to potential changes in the prices of common shares and their derivatives. It includes both the systemic and specific components of equity price fluctuation.

5.2.1 Common EquityShares

Required capital for all investments classified as common equities (including equity index securities, managed equity portfolios, income trusts, limited partnerships that are not for the purpose of managing property, and interests in joint ventures) must be calculated by applying a factor to the market value of the investment. The base factor is 35% for equities in developed markets, and 45% for equities in other markets. The base factor is increased by 5 percentage points (e.g., to 40% or 50%) if:

- the equities are not listed on a recognized public exchange (e.g., private equity);
- the insurer's ownership interest in the equities constitutes a substantial investment (refer to section 1.5.2) without control.

Common <u>EquityShares</u>	
35%	Investment in listed equities in developed markets that does not constitute a substantial investment
40%	Investment in non-listed equities in developed markets or that constitutes a substantial investment
45%	Investment in listed equities in other markets that does not constitute a substantial investment
50%	Investment in non-listed equities in other markets or that constitutes a substantial investment

The factor for a substantial investment must apply to the value of the investment minus the amount of associated goodwill and other intangible assets deducted from Gross Tier-1 capitalCapital in accordance with section 2.1.2.12.1.2.1.2.1.

Developed markets include countries listed as developed markets by at least two of the five following data providers: Dow Jones & Company, FTSE Group, MSCI Inc., Russell Investments and Standard and Poor's.

Substantial investments in mutual fund entities that do not leverage their equity by borrowing in debt markets, and that do not otherwise leverage their investments, do not receive equity risk factors for substantial investments. Instead, a capital charge on the assets of the mutual fund entity will apply based on the requirements of section 5.4. For example, the factors for substantial investments do not apply where the insurer has made a substantial investment in a mutual fund as part of a structured transaction that passes through the unaltered returns (i.e., no guarantee of performance) on the substantial investment to the mutual fund holder.

The treatment of offsetting long and short positions in identical or closely correlated equities is described in section 5.2.4.

5.2.2 Preferred Shares

Required capital for a preferred share depends on its rating category. It is calculated by applying the appropriate factor shown in the table below to its market value.

Rating Category	Factor
P1	3%
P2	5%
P3	10%
P4	20%
P5 and unrated	Common equity risk factor

For investments in capital instruments issued by Canadian or foreign financial institutions, other than common or preferred shares, that qualify as capital according to the solvency standards of the financial institution's home jurisdiction (e.g., subordinated debt), the applicable factor is the higher of:

1. the preferred share factor associated with:
 - a. the rating of senior unsecured issues, or
 - b. if the issuer does not have a senior unsecured rating, the highest rating assigned to its outstanding unsecured debt obligations
2. the credit risk factor defined in section 3.1.3.1 associated with the capital instrument's rating and maturity.

Refer to ~~Appendix 5-A~~ Appendix 5-A for the correspondence between the rating categories used above and those of individual rating agencies. Section ~~3.1.1~~ 3.1.1 sets out the requirements related to the use of ratings.

5.2.3 Assets Replicated Synthetically and Derivatives

This section describes the amount of capital required for transactions that increase an insurer's exposure to market risk and for which the full notional amount of the transaction may not be reported on the balance sheet, such as transactions undertaken through derivatives ~~or reinsurance~~. The insurer must calculate required capital based on the full exposure amount and underlying risk assumed under these transactions, irrespective of whether they are recognized or how they are reported on the balance sheet.

This section applies to assets matching liabilities of segregated fund guarantees, with the exception of assets that clearly serve to hedge an insurer's segregated fund guarantee risk as part of an AMF-authorized hedging strategy (refer to section ~~7.2.8~~ 7.2.8). No additional capital is required under this section for hedges of index-linked liabilities that have been taken into account in the correlation factor calculation in accordance with section 5.5.

The requirements in this section are distinct from the requirements for counterparty default risk resulting from off-balance sheet items. Requirements for potential replacement costs described in ~~Section 3.1~~ section 3.1 and in Chapter 4 also apply to transactions described in this section.

5.2.3.1 Short Positions in Equities

The capital required for a short position in any equity security or index that does not wholly or partially offset a long equity position is the same as that for a long position of the same magnitude. Positions eligible for offset recognition and the corresponding treatment are described in section ~~5.2.4~~.

5.2.3.2 Futures and Swaps

The capital requirement for a futures position in any security or index is the same as that for the equivalent spot position. It must be reported as if the position were current. The capital requirement for a swap is the same as that for the series of future contracts that replicates the swap.

Example: Futures and Swaps

- 1) An insurer has entered into a futures contract to purchase equity securities on a future date. The insurer must report an equity exposure in an amount equal to the total current market value of the equities underlying the futures contract.
- 2) An insurer has entered into a one-year swap during which it will pay the total return (coupons and capital gains) on a 10-year Government bond, and receive the return on a notional index of equities that was worth \$100 at the time of the transaction. The

index of equities is currently worth \$110. The insurer must report an equity risk exposure of \$110 for the long position in the index, and liability cash flows in the interest rate risk calculation for the short position in the bond.

5.2.3.3 Options on Equities

The methodology to be used to determine the capital requirement for equity options that have been purchased and options that have been sold is described below. This methodology ~~may~~**must** not be applied to equity options embedded in products sold to policyholders. The market risk capital requirement for ~~policies~~**contracts** containing an equity option component must be calculated using the methodology for index-linked products (refer to section 5.5) or segregated fund guarantees (refer to Chapter ~~7~~) according to the product.

The capital required for an option (or a combination of options in the same underlying equity) is determined by constructing a two-dimensional matrix of changes in the value of the option position under various market scenarios, using the same valuation model that is used for financial reporting purposes. The first dimension of the matrix requires an insurer to evaluate the price of the option position over a range covering the risk requirement of equities above and below the current value of the underlying stock or index, divided into equally spaced intervals with at least seven observations (including the current observation). The second dimension of the matrix entails a change in the volatility of the underlying stock or index equal to $\pm 25\%$ of its current volatility. Required capital for the option position is then equal to the largest decline in value calculated in the matrix. The application of the method and the detailed description of the analysis carried out must be disclosed in the Capital Guideline Certification Report.¹¹⁴

As an alternative to constructing a scenario matrix for a purchased option, the insurer may deduct the carrying amount of the option from Tier 1 Available Capital.

Example: Options on Equities

An insurer has sold a call option on a publicly listed Canadian stock, ~~with the~~ **The** stock ~~currently having now has~~ a market value of \$100 and volatility of 20%. The first dimension of the matrix must range from \$65 to \$135, divided into six intervals of \$11.67 each, and the second dimension must assume that volatility stays at 20%, increases to 25% ($= 20\% + 25\% \times 20\%$) or decreases to 15% ($= 20\% - 25\% \times 20\%$). If the change in the value of the insurer's option position under the various market scenarios is as in the table below, then the required capital for the option is \$25.83.

¹¹⁴ The insurer must be able to demonstrate a detailed understanding of the valuation model used to construct the scenario matrix. The model must be independently reviewed and tested on an ongoing basis to the AMF's satisfaction. Market prices, volatilities and other inputs to the valuation model must be subject to review by an objective and qualified person who is not close to or otherwise involved in the transactions or have related decision-making authority. An insurer that does not apply the matrix method to AMF's satisfaction is required to deduct 100% of the carrying amount of the purchased option from its Tier ~~1~~ Available Capital.

Gain (loss) due to change in option value

	Stock price						
Volatility	\$65.00	\$76.67	\$88.33	\$100.00 (current)	\$111.67	\$123.33	\$135.00
15%	\$10.36	\$9.65	\$7.11	\$1.86	(\$5.78)	(\$14.85)	(\$24.54)
20% (current)	\$10.01	\$8.59	\$5.36	\$0.00	(\$7.21)	(\$15.72)	(\$24.99)
25%	\$9.37	\$7.31	\$3.58	(\$1.89)	(\$8.85)	(\$16.96)	(\$25.83)

5.2.3.4 Equity-Linked Notes

The balance sheet carrying amount of an equity- or index-linked note must be decomposed into the sum of a fixed-income amount (equivalent to the present value of the minimum guaranteed payments under the note), and an amount representing the value of the option embedded within the note. The fixed-income portion of the note must be classified as a debt exposure, with the capital required based on the rating and the maturity of the note, and the residual amount must be treated as an equity option.

Example: Equity-Linked Note

An insurer purchases an A-rated equity-linked note from a Canadian bank for \$10,000. The note promises to pay, in two years, the \$10,000 purchase price of the note plus the purchase price times 65.7% of the percentage appreciation (if positive) of the S&P 500 index over the term of the note. The insurer uses the Black-Scholes option valuation model for financial reporting purposes. The implied volatility of the stock index is 25%, the yield curve is flat, the annual risk-free rate is 5%, and the issuing bank's annual borrowing rate is 6.5%. The total required capital for this note is (\$88.17 + \$1,118.92 + \$17.09 =) \$1,224.18, the sum of the following three requirements:

1. Bond requirement

The value of the fixed-income component of the note is $\$10,000 / (1.065\%)^2 = \$8,816.59$. The credit risk component, based on the note's two-year term and A rating, is 1% of this amount, or \$88.17.

2. Option requirement

The value of the call option embedded within the note, taking into account the credit risk of the issuer, is the residual amount, namely \$1,183.41. In the option scenario table, the greatest loss will occur if the value of the index declines by 35% at the same time as the index volatility declines to 18.75%. This represents a decline \$1,118.92 in the value of the option, which is the capital requirement for the option.

3. Counterparty credit risk requirement (per Chapter 4)

The exposure amount for the option is calculated under the current risk assessment method as follows:

Positive mark-to-market + Factor × Notional

$$= \$1,183.41 + 8\% \times \$6,570$$

$$= \$1,709.01$$

Since the note has an A rating, the capital requirement is 1% of the current exposure amount, or \$17.09.

5.2.3.5 Convertible Bonds

The capital required for a convertible bond is equal to the sum of the credit risk requirement for the bond's fixed-income component plus the equity option requirement for the bond's embedded warrant. Required capital for the fixed-income component is equal to the bond's credit risk factor (based on its rating and maturity) multiplied by the present value of the minimum guaranteed payments under the bond. The capital required for the embedded warrant must be calculated using the scenario table method (refer to section 5.2.3.3) for options on equities, where the gains and losses are based on either the change in value of the bond's warrant component (if the valuation method assigns an explicit value to this component) or the change in value of the whole bond.

As an alternative, the insurer may classify the entire balance sheet value of the convertible bond as an equity exposure and calculate required capital for the bond by applying the market risk factor for equities to the bond's value.

5.2.4 Recognition of Equity Hedges

Hedgings of equity or option positions backing equity positions may be recognized if they meet the conditions of this section. However, they may not be recognized if they are:

- backing index-linked policyholder liabilities for which a factor is calculated under section 5.5; or
- used in the context of a hedging strategy for segregated fund guarantees when the insurer uses the method with the strategy recognition presented in section ~~7.2.87.2.8~~7.2.8.

Also, such offsetting hedges may only be recognized if the party providing the hedge is an eligible guarantor as defined in section ~~3.3.43.3.4~~3.4.

5.2.4.1 Offsetting Long and Short Positions in Equities

Identical reference assets

Long and short positions in the same underlying equity security or index may be considered as offsetting positions. In this case, a capital requirement amount must be held only for the net position.

Closely correlated reference assets

Where underlying securities or indexes associated with long and short positions of equal amounts are not exactly the same, but are closely correlated (e.g., a broad stock index and a large capitalization sub-index), the insurer must apply the correlation factor method described in section 5.5.2. The capital requirement for the combined position is equal to the multiplication of CF by the amount of the long position. If the insurer has not held a short position over the entire period covered in the correlation factor calculation, but the security or index underlying the short position has quotations that have been published at least weekly for at least the past two years, the insurer may perform the calculation as if it had held the short position over the entire period. However, returns for actively managed short positions may not be inferred for periods in which the positions were not actually held, and mutual funds that are actively managed externally may not be recognized as an offsetting short position in an inexact hedging relationship.

As an alternative, the insurer may choose to apply the appropriate factor for the common shares according to section 5.2.15.2.1 to the total amount of the long position and to the total amount of the short position. The details of the calculation must be included in the Capital Guideline Certification Report.

5.2.4.2 Recognition of Option Hedges

Identical reference assets

If an option's reference asset is exactly the same as that underlying an equity position held, the insurer may exclude the equity holding in calculating the capital required for its equity exposures and instead consider the combined change in value of the equity position with the option in constructing the scenario table (refer to section 5.2.3.3).

Closely correlated reference assets

If an option's reference asset is not exactly the same as that underlying an equity position, but is closely correlated with the equity, then the required capital factor for offsetting long and short positions in the option's reference asset and the asset underlying the equity position ~~should~~must be calculated as described in section 5.2.4.15.2.4.1. The insurer may then exclude the equity holding from its capital requirement for equity exposures and instead calculate the combined change in value of the equity position with the option in ~~constructing the~~ scenario table (refer to section 5.2.3.3). However, the movement in the option's reference asset under each scenario must be assumed to be higher or lower (whichever produces a lower value for the option position) than the movement of the equity, by an amount equal to the capital requirement for directly offsetting positions. No

additional adjustments need be made to the assumed changes in asset volatilities under the scenarios to account for asset mismatch. The details of the calculation must be included in the Capital Guideline Certification Report.

Example: Option Hedges

An insurer has a long position in a main equity index in a developed market, and also owns a call option and a put option on different indexes that are closely correlated with the main index. The highest factor F over the previous four quarters between the reference index of the call option and the main index, calculated per section 5.5.2, is 3%, and the highest factor F calculated over the previous four quarters between the reference index of the put option and the main index is 1%. The insurer would therefore construct a scenario table in which the price of the main index ranged from 35% below to 35% above its current value, while the index underlying the call option ranged from 38% below to 32% above its current value, and the index underlying the put option ranged from 34% below to 36% above its current value. In the scenarios in the centre column of the table, the main index will remain at its current value, while the index underlying the call option will be 3% lower than currently and the index underlying the put option will be 1% higher than currently.

Note that for short option positions, the direction of the adjustment to account for correlation will be opposite to that of a long option position. Thus, if the insurer had sold the call and put options instead of purchasing them, the index underlying the call would range from 32% below to 38% above its current value in the scenario table, and the index underlying the put would range from 36% below to 34% above its current value.

5.3 Real Estate Risk

Real estate market risk is the risk of economic loss due to changes in the amount and timing of cash flows from investment property, and holdings of other property, plant and equipment. This requirement also applies to investments as a limited partner in limited partnerships for the purpose of property management, as if the insurer directly owned the properties held by the limited partnership.

The capital requirement for investment property that is leased, or for holdings of other property, plant and equipment that are leased is determined in the same manner as the requirements for assets that are owned. The balance sheet value used for leased assets is the associated balance sheet value of the right of use asset, determined in accordance with relevant accounting standards.

5.3.1 Investment Property

The carrying amount of investment property is divided into two components: leases in force and the residual value of the property. For leases in force, the capital requirement is calculated for credit risk (refer to section 3.1.9.23.1.9.2) and for interest rate risk (refer to section 5.1). The exposure amount used to determine the credit risk requirement is the present value of the contractual lease cash flows, including projected reimbursements for operating expenses paid by the lessor, discounted using the Initial Scenario Discount Rates specified in section 5.1.1. The residual value of the investment property is defined

as its balance sheet value at the reporting date minus the present value of the fixed cash flows that are contractually expected to be received in accordance with section 5.1.3.5, but including prepaid rent cash flows. Required capital for the residual value of the property is calculated by applying a factor of 30% to this value.

The details of the calculations and factors used must be included in the Capital Guideline Certification Report.

5.3.2 Other Property, Plant and Equipment

For owner-occupied property,¹¹⁵ required capital is calculated as the difference (if positive) between their value for ~~the CARLI~~ purposes ~~of CARLI~~ and 70% of their fair market value at the reporting date, where their value for ~~the CARLI~~ purposes ~~of CARLI~~ is as follows:

- the moving-average value immediately prior to conversion to IFRS net of subsequent depreciation (if reported) for properties acquired before conversion to IFRS;
- the original acquisition cost net of subsequent depreciation (if reported) if the property was acquired after conversion to IFRS.

For all other property not having contractually guaranteed cash flows, including oil and gas properties, timberland, and agricultural properties, required capital is calculated as the difference (if positive) between the balance sheet value at the reporting date, and 70% of the property's fair value at the same date.

If the fair value of any property is not available, then required capital is 30% of the property's balance sheet value. The capital requirement must be calculated individually for each property.

The capital charge for plant and equipment is 30% of the balance sheet value.

The details of the calculation must be included in the Capital Guideline Certification Report.

5.4 Mutual Funds

The factor for investments in unleveraged¹¹⁶ mutual funds,¹¹⁷ exchange traded index funds, segregated funds and real estate investment trusts is a weighted average of the

¹¹⁵ If the insurer leases a portion of a property it occupies to a third party, it may treat the lease in the same manner as a lease on an investment property.

¹¹⁶ Leveraged funds are those that issue debt/preferred shares, or that use financial derivatives to amplify returns. Funds that employ an insignificant amount of leverage for operational purposes, in a manner not intended to amplify returns, may be ~~excluded from this definition, considered as unleveraged funds.~~

¹¹⁷ If the insurer's consolidated balance sheet includes an unleveraged mutual fund entity reported and the investment in the entity is not deducted from Available Capital, the requirements of this section apply to the portion of the fund for which returns are retained for the insurer's own account. The capital requirements of this section do not apply to the portion of funds for which the insurer can

market and credit risk factors for the assets that the fund is permitted to invest in. The weights and factors are calculated assuming that the fund first invests in the asset classes attracting the highest capital requirement, to the maximum extent permitted in its prospectus or Annual Information Form (where more current). It is then assumed that the fund continues allocating investments to asset classes in declining order of capital charge, to the maximum extent permitted, until a total allocation of 100% is reached. The factor for the mutual fund is then the sum of the products of the weights and risk factors for the assumed investment allocation.

In the absence of specific limits to asset classes or if the fund is in violation of the limits stated in the prospectus or Annual Information Form, the entire fund is subject to the highest risk charge applicable to any security that the fund holds or is permitted to invest in.

Funds that employ leverage are treated as equity investments and receive the equity risk factor corresponding to the fund under section 5.2.1.

The details of the calculations and factors used must be disclosed in the Capital Guideline Certification Report.

5.5 Index-Linked Products Risk

5.5.1 Scope of Application

The credit risk factors in section ~~3.4~~ 3.1 and market risk charges in sections ~~5.25~~ 5.2 to 5.4 do not apply to assets backing index-linked products. These assets must be segmented and included in the appropriate page of the CARLI form. They receive factors based on the historical correlation between weekly asset and liability returns in section 5.5.2.

The correlation factor calculation may be used for index-linked products, such as universal life ~~polices~~ contracts, having the following characteristics.

- Both assets and liabilities for these contracts are held in the general fund of the insurer.
- The policy contract specifies a particular return to which the ~~policy holder~~ policyholder has a right. The return is based on an index, possibly subject to a floor. The following are examples of such returns:
 - the same return as a specified public index. This includes, but is not limited to, a public stock index, a bond index, an index maintained by a financial institution, etc.

demonstrate to the AMF's satisfaction: (1) that the policyholders or external investors are the owners; (2) the existence of a contractual obligation to transfer all of the returns; and (3) that the insurer is able to track and distinguish these units from units held for its own account. The portion of funds to which the capital requirements of this section do not apply is subject to the risk requirements related to index-linked products in section 5.5.

- the same return as is earned by one of the insurer's segregated funds or mutual funds;
- the same return as is earned by another company's mutual funds.
- The insurer may invest in assets that are not the same as those that make up the indexes.

The following conditions must be met.

1. All assets backing index-linked products must be segmented into asset subgroups.
2. A separate asset subgroup is maintained for each index referred to in the products.
3. The returns (on a market basis) of each asset subgroup are tracked.
4. Any transfers into or out of the asset subgroup must be at market value.

5.5.2 Required Capital

The factor F applicable to a particular subgroup of assets is obtained by this formula:

$$F = 20 \times (C - B + B \times \sqrt{2 - 2A})$$

where:

- A represents the historical correlation between the returns credited to the policyholder funds and the returns on the subgroup's assets;
- B corresponds to the minimum of between the standard deviation of asset returns and standard deviation of returns credited to policyholder funds;
- C corresponds to the maximum of between the standard deviation of asset returns and standard deviation of returns credited to policyholder funds.

A factor must be calculated for each asset subgroup.

The historical correlations and standard deviations must be calculated on a weekly basis, covering the previous 52-week period. The returns on the asset subgroups must be measured by the increase in their market value net of policyholder cash flows.

The factor F for the previous 52 weeks is required to be calculated each quarter. The capital requirement is equal to the product of applying the highest of the four factors calculated over the previous four quarters to the fair value at quarter end of the assets in the asset subgroup.

Instead of using policyholder funds in the calculations, the insurer may use cash surrender values or policy insurance contract liabilities to measure the correlation. The basis used must be consistently applied in all periods.

Credit risk and market risk factors must be applied to assets backing:

- index-linked products that are not segmented into asset subgroups;
- Index-linked products for which F cannot be calculated;
- newly formed funds for the first three quarters. Taking account of the requirement to use the highest quarterly factors calculated for the latest four quarters, this entails that the requirement corresponds to that of the underlying assets for the first 18 months of the newly formed funds.

As a simplification, the insurer may choose to apply the common equity factor from section 5.2.1, corresponding to the assets listed above.

Where a synthetic index investment strategy is used, there is some credit risk that is not directly borne by the policyholder. This may include credit risk associated with fixed income securities and counterparty risk associated with derivatives that are purchased under the synthetic strategy. The required capital for these credit risks must be held by the insurer, in addition to the index-linked requirements in this section.

For index-linked products that have a minimum death benefit guarantee, the requirement for segregated fund mortality guarantees must be applied. This requirement may be obtained using the methodology described in Chapter 7.

5.6 Currency Risk

Currency risk is the risk of economic loss due to changes in the amount and timing of cash flows arising from changes in currency exchange rates. Three steps are required to calculate required capital for currency risk. The first is to measure the exposure in each currency position. The second is to calculate the required capital for the portfolio of positions in different currencies, which is 30% of the sum of the following amounts:

- the greater of (i) the sum of the net open long positions in each currency and (ii) the sum of the net open short positions in each currency;
- the net open position in gold,¹¹⁸ whatever the sign.

A charge is then added for currency volatility, if applicable. In the final step, the total currency risk requirement is allocated to participating and non-participating blocks in each geographic region.

5.6.1 Measuring the Exposure in a Single Currency

The net open position in each individual currency (including gold) is calculated by summing:

- the net spot position, defined as all asset items less all liability items denominated in the currency under consideration, including accrued interest and accrued

¹¹⁸ Gold is treated as a foreign exchange position rather than a commodity because its volatility is more in line with [that of](#) foreign currencies.

expenses but excluding ~~provision~~~~expected losses~~ for currency risk held within insurance contract liabilities. The net spot position is calculated net of all reinsurance (i.e., all liability cash flows are net of cash flows ~~off~~~~from~~ all ~~ceded~~~~insurance liabilities~~~~reinsurance contracts held~~ and all ~~asset~~~~cash flows~~ from reinsurance ~~contracts held~~ are excluded from asset cash flows);¹¹⁹

- the net forward position (i.e., all net amounts under forward foreign exchange transactions, including currency futures and the principal on currency swaps);
- guarantees (and similar instruments) that are certain to be called and are likely to be irrecoverable;
- future income and expenses not yet accrued but already fully hedged by the insurer (refer to section 5.6.5);
- an offsetting short position¹²⁰ of up to 120% of the individual capital requirement for assets and liabilities denominated in the currency under consideration. The percentage amount may be selected by the insurer and may vary by currency. The individual capital requirement for business denominated in a specific currency must be calculated by aggregating all requirements arising from assets and liabilities in the currency, with:
 - all requirements for currency risk excluded;
 - the requirement for insurance risk calculated net of all reinsurance; and
 - taking account of all credits for within-risk diversification, between-risk diversification, and participating and adjustable products applicable to the aggregated requirements (refer to Chapters 9 and 11);
- any other item representing a profit or loss in foreign currencies.

Example: Currency Risk Offset

Suppose that a life insurer has the following asset and liability positions:

Currency	Value of Assets Denominated in Foreign Currency (CAD)	Value of Liabilities Denominated in Foreign Currency (CAD)
USD	1,000	500
EUR	210	200
GBP	300	400

¹¹⁹ Liability cash flows are net of cash flows from ~~ceded~~~~liabilities~~ ~~ceded~~ under funds ~~withheld arrangements~~~~withholding reinsurance contracts~~, and liabilities due to reinsurers under funds ~~withheld arrangements~~~~withholding reinsurance contracts~~ are included in liability cash flows.

¹²⁰ An approximation may be used under section 1.4.5.

JPY	0	0
Other currencies	400	200
Total	1,910	1,300

Currency	Individual capital requirement
USD	37.50
EUR	10.00
GBP	12.50
JPY	-
Other currencies	15.00
Total	75.00

The offset is defined as a short position of up to 120% of the individual capital requirement in each currency. In this example, the USD individual capital requirement is 37.50, so the maximum ~~permitted~~eligible offset is $120\% \times 37.50 = 45$ for the USD exposure. A 10 offset for the EUR position is used (100% of 10) to reduce the net EUR exposure to zero. The GBP exposure is negative (short position), so no offset is calculated, as any offset would increase the GBP short position. For other currencies, the maximum ~~permitted~~eligible offset is $120\% \times 15 = 18$. Note that any percentage up to 120% may be used by the insurer to produce the lowest net exposure in each currency.

Currency	Potential Offset
USD	45.00
EUR	10.00
GBP	0
JPY	0
Other currencies	18.00
Total	73.00

The following structural positions and related hedges are excluded from the calculation of net open currency positions:

- ~~assets-backing surplus~~ that are fully deducted from the insurer's Available Capital (e.g., goodwill);
- asset and liability positions corresponding to investments in foreign operations that are fully deducted from an insurer's Available Capital (refer to section ~~2.1.22.1.22.1.2~~).

5.6.2 Treatment of Options

If an insurer has purchased or sold options on a foreign currency, it must perform the scenario table calculation described in section ~~5.2.3.3~~, where the changes in value measured are those of the net open position in the currency and the options combined, and where the range of values used for the currency in the table is 30% above and below its current value, instead of 35%. The magnitude of the net open position in the currency after adjusting for options is then equal to 3.33 times the largest decline in value that occurs in the middle row of the table. If this decline occurs in a column where the value of the currency decreases, then the position is treated as a long position, and if the decline occurs in a column where the value of the currency increases, then the position is treated as a short position.

If the largest decline in the entire scenario table is greater than the largest decline in the middle row, then the difference represents the required capital for volatility in foreign currencies, and this amount is added to the capital requirement for currency risk.

5.6.3 Treatment of Immaterial Operations

Currency risk is assessed on a consolidated basis. It may be technically impractical to include some currency positions in the case of immaterial operations. In such cases, the internal limit in each currency may be used as a proxy for the positions, provided there is adequate ex post monitoring of actual positions complying with such limits. In these circumstances, the amount of the limits must be added to the net open position in each currency, regardless of sign.

5.6.4 Measurement of Forward Currency Positions

Forward currency positions must be valued at current spot market exchange rates. It is not appropriate to use forward exchange rates since they partly reflect current interest rate differentials. Insurers that base their normal management accounting on net present values are expected to use the net present values of each position, on the basis of current interest rates and translated at current spot rates for measuring their forward currency and gold positions.

5.6.5 Accrued and Unearned Interest, Income and Expenses

Accrued interest, income receivable and expenses payable are treated as a position if they are subject to currency fluctuations. Unearned but expected future interest, income or expenses may be included, provided the amounts are certain and have been fully hedged by forward foreign exchange contracts. Insurers must be consistent in their treatment of unearned interest, income and expenses and have written policies covering

the treatment. The selection of positions that are only beneficial to reducing the overall position is not permitted.

5.6.6 Calculating Required Capital for the Portfolio

The nominal amount (or net present value) of the net open position in each foreign currency and gold is converted at spot rates into Canadian dollars. Required capital is equal to 30% of the overall net open position, calculated as the sum of:

- the greater (in absolute values) of the sum of the net open short positions or the sum of the net open long position less offsets;
- the net open position (short or long) in gold, (regardless of sign).

Required capital is increased by the total of the volatility risk charges for each foreign currency, if any, to arrive at the final total required capital.

Example: Currency Risk Requirement for a Portfolio

An insurer has the following net currency positions. These open positions have been converted at spot rates into Canadian dollars.- The (+) sign signifies an asset position and the (-) sign signifies a liability position. These positions include the value of options for which the capital requirement for currency volatility is 10.

JPY	EUR	GBP	CHF	USD	GOLD
+50	+100	+150	-20	-180	-35
+300			-200		-35

In this example, the insurer has long positions in three currencies (yen, euro and the British pound), short positions in two currencies (the Swiss Franc and the United States Dollar) and one short position in gold. The middle line of the above chart shows the net open positions in each of the currencies and in gold. The sum of the long positions on currencies is +300 and the sum of the short positions is -200.

The foreign exchange capital requirement is calculated using the higher of the summed absolute values of either the net long or short positions, and the absolute value for the position in gold. The factor used is 30%. In this example, the total long position (300) would be added to the gold position (35) to give an aggregate position of 335. This result is then multiplied by 30%, which gives a capital requirement of \$100.50. Finally, the capital requirements for currency volatility of 10 is added to this amount, resulting in an aggregate capital requirement of \$110.50.

5.6.7 Allocation of the Capital Requirement for a Portfolio

After the aggregate currency risk capital requirement has been calculated, it is allocated by geographic region in proportion to the contribution of the region's net long or net short

currency positions (whichever is used to determine the capital requirement) to the aggregate currency risk capital requirement. Within a geographic region, the capital requirement is allocated between par and non-par blocks in proportion to the share of the liabilities in the region.

Example: Allocation of Aggregate Currency Risk Capital Requirement

Continuing the example from the previous section, the aggregate capital requirement of \$110.50 is allocated to Japan, Europe (other than the UK) and the United Kingdom as follows:

- Japan: $50/300 \times \$110.50 = \18.42
- Europe (other than the UK): $100/300 \times \$110.50 = \36.83
- United Kingdom: $150/300 \times \$110.50 = \55.25

Since the aggregate requirement is determined from the long positions rather than the short positions, the short position in Swiss francs does not result in any additional allocation to Europe (other than the UK), and none of the capital requirement is allocated to the United States.

If the United Kingdom has a non-participating block and two participating blocks for which liabilities are the following:

- Non-participating: 800
- Participating block 1: 300
- Participating block 2: 400

then the \$55.25 capital requirement allocated to the United Kingdom is reallocated as follows:

- Non-participating: \$29.47
- Participating block 1: -\$11.05
- Participating block 2: -\$14.73

5.6.8 Unregistered reinsurance

~~5.6.8 Unregistered Reinsurance~~

A separate requirement calculation must be performed for each groupset of liabilities that is backed by a distinct pool of assets under unregistered reinsurance arrangements/contracts. The defining characteristic of a pool is that any asset in the pool is available to pay any of the corresponding liabilities. Each calculation must take into consideration the ceded liabilities and the assets supporting the credit available under section ~~10.4.110.4.1~~ 10.3.1, including any excess deposits. If some of the assets

supporting the ceded liabilities are held by the ceding insurer (e.g., funds withheld coinsurance), the insurer's corresponding liability ~~should~~must be treated as an asset in the calculation of the open positions for the ceded ~~policies~~business. If the ceded liabilities are denominated in a foreign currency, this currency ~~should~~must be used as the base currency in the requirement calculation (the Canadian dollar is then treated as a foreign currency).

The currency risk requirement for each ~~group~~set of ceded liabilities is added to the insurer's own requirement, without netting open positions between ceded business and the insurer's retained business, or between different ~~groups~~sets of ceded ~~policies~~business.

5.6.9 Foreign Exchange de ~~Minimus~~Minimis Criteria

An insurer ~~transacting negligible volumes~~doing negligible business in foreign ~~currencies~~currency and ~~without taking~~that does not take foreign exchange positions for its own account may be exempted from currency risk requirements provided that:

- its foreign currency business (i.e., the greater of the sum of its gross long positions and the sum of its gross short positions in all foreign currencies) does not exceed 100% of its total Available Capital; and
- Its ~~aggregate~~overall net open foreign exchange position does not exceed 2% of total Available Capital.

Any exemption must be justified in the Capital Guideline Certification Report.

Appendix 5-A: Rating Mappings

Preferred Share Rating					
Rating category category Category	DBRS	Fitch	Moody's	S&P	KBRA
P1	Pfd-1	AAA to AA-	Aaa to Aa3	P-1	AAA to AA-
P2	Pfd-2	A+ to A-	A1 to A3	P-2	A+ to A-
P3	Pfd-3	BBB+ to BBB-	Baa to Baa3	P-3	BBB+ to BBB-
P4	Pfd-4	BB+ to BB-	Ba1 to Ba3	P-4	BB+ to BB-
P5	Pfd-5 and D	Below BB-	Below Ba3	P-5	Below BB-

Senior Unsecured Issuer Rating					
Capital Instrument Other Than Common or Preferred Shares Rating Category	DBRS	Fitch	Moody's	S&P	KBRA
P1	AAA to AA(low)	AAA to AA-	Aaa to Aa3	AAA to AA-	AAA to AA-
P2	A(high) to A(low)	A+ to A-	A1 to A3	A+ to A-	A+ to A-
P3	BBB(high) to BBB(low)	BBB+ to BBB-	Baa1 to Baa3	BBB+ to BBB-	BBB+ to BBB-
P4	BB(high) to BB(low)	BB+ to BB-	Ba1 to Ba3	BB+ to BB-	BB+ to BB-
P5	B(high) or lower	Below BB-	Below Ba3	Below BB-	Below BB-

Insurance Risk

Insurance risk is the risk of loss arising from the obligation to pay out benefits and expenses on insurance ~~policies~~ and annuities/annuity contracts in excess of expected amounts. Insurance risk includes:

- mortality risk on life insurance;
- longevity risk on annuities;
- morbidity risk on disability insurance (DI), short-term disability (STD) and long-term disability (LTD), critical illness (CI), long-term care (LTC), waiver of premium benefits (WP), and accident & sickness insurance (A&S);
- lapse and policyholder behaviour risk;
- expense risk.

Required capital for insurance risk covers the risk that realized insurance experience may be worse than Best Estimate Assumptions (refer to section ~~1.4.41.4.4~~, 1.4.4). Required capital considers adverse experience arising from the following components:

- i) misestimation of the level of Best Estimate Assumptions (level risk);
- ii) misestimation of the future trend of Best Estimate Assumptions (trend risk);
- iii) volatility risk due to random fluctuations;
- iv) catastrophe risk due to a one-time, large-scale event.

Capital requirements for insurance risk are determined using a projected cash flow methodology that measures the economic impact of a one-time or multi-year shock to best estimate mortality, morbidity, lapse and expense rate assumptions. If Best Estimate Assumptions consist of multiple sets of assumptions because estimated future cash flows comprise multiple cash flow projections, the shocks must be applied to each set of assumptions, without any changes to the probability weighting assigned to each cash flow projection in the estimate of future cash flows.

A capital requirement is calculated for level, trend, volatility and catastrophe risk components of each insurance risk. With the exception of the mortality volatility risk component, the capital requirement for each component is calculated as the difference between the present value of the shocked cash flows and the present value of ~~best estimate cash flows~~. Best Estimate Cash Flows. For each region (refer to section ~~4.1.5~~1.1.5), the components are calculated at a ~~policy~~contract level, summed by the product and added across products by risk component. The mortality volatility component is based on a prescribed formula and is calculated in aggregate for each product. For this component, the required capital amount for all products grouped together in the same region is equal to the square root of the sum of the squares of the capital required for each product. Required capital components for participating and adjustable products are calculated as if the products were non-participating and non-adjustable.

Unless otherwise indicated, the four risk components for each type of insurance risk are aggregated as the square root of the sum of the squares of the volatility and catastrophe risk components, plus the level and trend risk components where:

$$RC_{risk} = \sqrt{(RC_{vol}^2 + RC_{cat}^2)} + RC_{level} + RC_{trend}$$

where:

- RC_{risk} is the total required capital for the particular insurance risk
- RC_{vol} is the required capital component for volatility risk
- RC_{cat} is the required capital component for catastrophe risk
- RC_{level} is the required capital component for level risk
- RC_{trend} is the required capital component for trend risk.

Each of the risk components is subject to a zero floor per geographic region. Required capital for volatility risk is calculated using formulas that cover one full year, while required capital for catastrophe risk is calculated using shocks that occur over the first year starting on the first day after the valuation date.

The aggregation of required capital for insurance risk is described in Chapter 11. Capital requirements are aggregated separately for non-participating business and for blocks of participating business (refer to Chapter 9).

The methodologies presented in this chapter do not apply to segregated fund guarantee products, ~~investment contracts or “Administrative Services Only” group contracts~~ financial instruments or insurance contracts for uninsured employee benefit plans under which ~~where~~ the insurer bears no risk and has no liability for claims. These products must be excluded from the calculation of the insurance risk requirement.

6.1 Projection of Insurance Liability Cash Flows

Cash flows used to determine required capital for insurance risk are calculated using Best Estimate Assumptions per section ~~1.4.41.4.4~~ 1.4.4. Best estimate Estimate Cash Flows and shocked cash flows are projected by region, for ~~the terms of ending within the IFRS contract boundary (with the liabilities by geographic region. Best estimate~~ exception of specific group insurance cash flows ~~do not include CALM¹²¹)~~. The cash flows projected for insurance risk must exclude Risk Adjustments, contractual service margins for adverse deviation (MfADs), and time value of guarantees. The participating policy contract dividend scale must not reflect the impact of insurance risk shocks.

¹²¹ All cash flows that correspond to future business are excluded from the projections.

All ~~best estimate~~ Best Estimate Cash Flows and shocked cash flows are projected net of registered reinsurance (refer to Chapter 10)),¹²² with the exception of stop-loss ~~treaties~~ reinsurance contracts (refer to section ~~6.7.5~~).¹²³ 6.7.5).¹²⁴ Projected cash flows must not reflect the impact of any expected losses for the risk of reinsurer non-performance under IFRS 17. For the solvency buffers SB_1 , SB_2 and SB_3 defined in section ~~6.7~~ 6.7, cash flows are projected net of registered reinsurance without taking account of any additional elements specific to the calculation. Projected cash flows may reflect future planned reinsurance recaptures as long as all the features of the recapture are also considered.

Projected cash flows must include cash flows arising from investment income taxes ~~and temporary differences related to tax~~ that are projected under CALM.¹²⁵ ~~No other income tax cash flows may be included in the projection. Cash flows related to temporary tax differences must not be re-projected to reflect the impact of insurance risk shocks.~~

IFRS valuation. For the purpose of calculating the insurance risk ~~components~~, ~~best estimate~~ capital requirement, Best Estimate Cash Flows and shocked cash flows are discounted at prescribed rates that depend on the geographic region in which the liabilities are included, rather than the currency in which the liabilities are denominated. Cash flows, including participating business product dividends, must not be restated to reflect the prescribed discount rates.

The spot discount rates are levelled as follows:

- 5.3% for Canada, the United States and the United Kingdom
- 3.6% for Europe, other than the United Kingdom
- 1.8% for Japan
- 5.3% for other countries.

In calculating required capital, group insurance business that is individually underwritten must be treated as individual business, except for products that offer a premium rate guarantee.

~~Group insurance liability cash flows may be projected up to or beyond the term of the liabilities. The insurer must project~~ Liability cash flows for group insurance, with the

¹²² Cash flows include those that correspond to liabilities assumed under modified coinsurance ~~arrangements~~ contracts, and exclude those that correspond to ~~ceded~~ products ceded under modified coinsurance ~~arrangements~~ contracts that are deemed to be registered reinsurance.

¹²³ ~~The cash flow projection approach may not be appropriate for business assumed under stop-loss reinsurance arrangements. Before accepting a stop-loss reinsurance arrangement, an insurer must communicate with the AMF to ensure that the arrangement is appropriately captured in the insurer's Base Solvency Buffer.~~

¹²⁴ ~~Cash flow projection may not be appropriate for business assumed under stop-loss reinsurance contracts. Before entering into a stop-loss reinsurance contract, an insurer must communicate with the AMF to ensure that the contract is appropriately captured within the insurer's Base Solvency Buffer.~~

¹²⁵ ~~An approximation may be used under section 1.4.5.~~

~~exception of cash flows (other than for liabilities related to policyholder disabilities) incurred claims, are projected up to the end of the guaranteed coverage premium rate guarantee period.^{126, 127} which may extend beyond the IFRS contract boundary. Cash flows for incurred claims are projected to the last payment date. If the length of this the guaranteed premium rate period is less than one year but liability cash flows for active policyholders life liability cash flows are projected for a full year, the insurer may opt to project the cash flows over for a full year and use apply a reduced reduction factor. Under this option, a 75% factor is applied to the death benefit amounts used to determine mortality volatility risk in section 6.2, and to the projected cash flows used to determine the requirements for all other mortality and morbidity risks in sections 6.2 and 6.4.~~

6.2 Mortality Risk

Mortality risk is the risk associated with the variability in liability cash flows due to the incidence of death. Level, trend, volatility, and catastrophe risk components are calculated for all individual and group life insurance products that are exposed to mortality risk. Mortality risk required capital is calculated for accidental death and dismemberment (“AD&D”) products and any mortality exposure supported by the general account. However, mortality risk required capital is not calculated for products that cover longevity and morbidity risk, such as deferred annuities, waiver of premium and critical illness.

~~In cases where an insurer does not use an explicit mortality rate assumption in the determination of to determine its liabilities, shocks on mortality rates for a set of contracts, it must be applied to calculate adjusted net written premiums for the contracts. Adjusted net premiums are defined to be the amount of premiums that have been received for the contracts plus the amount of premiums that will be received in the future (excluding for future contracts), adjusted by the expected claims-benefits/premiums ratio, where this for the contracts. Adjusted net premiums must cover a full year of premiums unless there is a guaranteed premium rate period greater than one year, in which case, the adjusted net premiums must cover premiums over the entire premium rate guarantee period. The expected benefits/premiums ratio includes both must encompass all claims that have been incurred-claims as well as claims incurred but, including those that have not been reported (IBNR). For. To calculate the level risk shock for these contracts, the percentage shocks specified for mortality rate assumptions must instead be applied to the contracts’ adjusted~~

¹²⁶ ~~The guaranteed coverage period should be consistent generally with the term of the liabilities projected under the CALM valuation. For group insurance products that are not individually underwritten, if the term of the liabilities retained under the CALM valuation is less than the remaining time of the premium guarantee due to the insurer’s right to terminate the policy early, the guaranteed coverage period used in calculating level and trend risks must be the term of the liabilities extended to reflect the additional risk borne by the insurer due to the presence of the premium guarantee. The extension beyond the term of the liabilities should be at least half of the difference between the remaining length of the premium guarantee, and the term of the liabilities retained in the CALM valuation.~~

¹²⁷ ~~The guaranteed premium rate period must generally be consistent with the IFRS contract boundary. For group insurance contracts, if the IFRS contract boundary occurs before the expiration of the premium guarantee because of the insurer’s right to terminate a contract early, the guaranteed coverage period used in calculating level and trend risks must be extended beyond the IFRS contract boundary to reflect the additional risk borne by the insurer on account of the premium guarantee. The IFRS contract boundary must be extended by at least one half of the length of time between the IFRS contract boundary and the end of the guaranteed premium rate period.~~

net ~~written~~ premiums. ~~For the~~To calculate catastrophe risk ~~shock~~, the ~~percentage~~ shocks specified for mortality rate assumptions must ~~instead~~ be applied to insured benefit amounts. ~~For~~To calculate the volatility risk capital requirement, adjusted net written premiums may be used in place of C in the approximation formulas in section ~~6.2.4~~ 6.2.4.

Required capital for mortality risk is calculated for each geographic region using the following formula:

$$RC_{mortality} = \sqrt{(RC_{vol}^2 + RC_{cat}^2)} + RC_{level} + RC_{trend}$$

A diversification credit is given for level and trend components between individually underwritten life supported business and individually underwritten ~~death~~death supported business described below (refer to section 11.1.1).

All cash flow projections, benefit amounts and liability amounts used to determine required capital for mortality risk are calculated net of registered reinsurance (refer to section ~~10.1~~10.1).

~~The net amount at risk for a policy or set of products, for both directly written business and business acquired through reinsurance, is composed of the total net face amount of the policies in question minus the net total actuarial liabilities for these policies, where both the face amount and the actuarial liability are net of registered reinsurance.~~

For purposes of mortality risk required capital, basic death benefits include supplementary term coverage, participating coverage arising out of dividends (paid-up additions and term additions), and increasing death benefits associated with universal life policiescontracts (i.e., policiescontracts where the death benefit is the face amount plus funds invested).

6.2.1 Designation of Life and Death Supported Business

Required capital for mortality risk is calculated separately for life supported and death supported business. All individual and group life insurance products with mortality risk must first be designated as either life supported or death supported for aggregation purposes.

The insurer must grouppartition its policiescontracts into portfolioswithsets of similar products and characteristics and then determine if each individual portfolioset is life supported or death supported- using the test described below. Level and trend risk components must be combined for this test.

The test is done using the CALMfinancial statement liabilities valuation rates or the discount rates described in section 6.1 to calculate the present value of cash flows¹²⁸ for each portfolioset, where a -15% level risk shock is applied to the Best Estimate Assumption for mortality rates and a +75% trend risk shock is applied to the Best Estimate Assumption for future mortality improvement. The insurer must compare the result of this

¹²⁸ An approximation may be used under section 1.4.5.

calculation ~~to~~with the present value of ~~best estimate cash flows~~Best Estimate Cash Flows, using the same discount rates. If the present value of the shocked cash flows is greater than the present value of the ~~best estimate cash flows~~Best Estimate Cash Flows, the ~~portfolio~~set is designated as death supported business; otherwise, the portfolio is designated as life supported.

6.2.2 Level Risk

A level risk component is calculated for all individual and group life products that are exposed to mortality risk. The mortality level risk component is the difference between the present value of shocked cash flows and the present value of ~~best estimate cash flows~~Best Estimate Cash Flows for all durations, determined separately for life supported business and death supported business.

To avoid double counting with mortality volatility risk, the level risk component is reduced by the component related to the increase in the Best Estimate Assumption for mortality in the first year following the reporting date. Required capital for the first year is calculated as the difference between the present value of ~~best estimate cash flows~~Best Estimate Cash Flows with a level shock applied in the first year only, and the present value of ~~best estimate cash flows~~Best Estimate Cash Flows.

6.2.2.1 Life Supported Business

The level risk shock for life supported business is a permanent increase to the Best Estimate Assumption for mortality rates at each age. The increased mortality rates are calculated using the following formula:

$$(1 + \text{Factor}) \times \text{Best Estimate Mortality Rate}$$

In this formula, “Factor” refers to the lesser of:

- a) 11% plus 20% of the ratio of the calculated individual life volatility component to the following year’s net expected claims,¹²⁹ net of reinsurance; or
- b) 25%.

The ratio in a) above is the same for all individual life insurance products within a single geographic region.¹³⁰

6.2.2.2 Death Supported Business

The level risk shock for death supported business is a permanent decrease of 15% to the Best Estimate Assumption for mortality rates at each age for each ~~policy~~contract at all ~~policy~~contract durations (i.e., -15% for all years).

¹²⁹ An approximation may be used under section 1.4.5.

¹³⁰ The volatility component used in calculating the ratio is that for all participating and non-participating business within the region, which will be lower than the sum of the components for participating and non-participating business calculated separately.

6.2.3 Trend Risk

A trend risk component is calculated for all individual and group life products that are exposed to mortality risk. The mortality trend risk component is ~~equal to~~ the difference between the present value of shocked cash flows and the present value of ~~best estimate cash flows at Best Estimate Cash Flows for~~ all durations, determined separately for life supported business and death supported business.

6.2.3.1 Life Supported Business

The trend risk shock for life supported business is a permanent 75% decrease to the Best Estimate Assumption for future mortality improvement over 25 years, followed by no mortality improvement (i.e., a 100% decrease) thereafter.

6.2.3.2 Death Supported Business

The trend risk shock for death supported business is a permanent 75% increase to the Best Estimate Assumption for mortality rate improvement at all durations.

6.2.4 Volatility Risk

A volatility risk component is calculated for all individual and group life products that are exposed to mortality risk. It is calculated in aggregate (i.e., life and death supported products) by geographic region across all products.

To calculate this component, the insurer must partition its book of business into sets of like products. Basic death and AD&D products must not be included in the same set/group, nor may/must individual insurance products be included with group insurance products.

The volatility risk component is calculated using the following formula:

$$\sqrt{\sum_{Basic\ death} RC^2} + \sqrt{\sum_{AD\&D} RC^2}$$

where:

- these sums are taken over all sets of basic death and AD&D products respectively
- RC is the volatility component for the set of products.

The formula for RC is:

$$RC = 2.7 \times A \times \frac{E}{F} \left(1 - \frac{V}{F}\right)$$

where:

- A is the standard deviation of the upcoming year's projected net death benefits for the set of products (including benefits projected ~~to occur after the term of beyond~~ the liability contract boundary for group ~~products~~ insurance contracts) and is defined by the following formula:

$$A = \sqrt{\sum q(1-q)e^2} \sqrt{\sum q(1-q)f^2}$$

where:

- q is a particular policy's contract's Best Estimate Assumption for mortality
- e is the policy's insured capital contract's face amount, net of registered reinsurance
- The sum is taken over all policies contracts. The calculation must be based on claims benefits at the policy contract level, rather than claims benefits per insured. Multiple policies contracts covering the same insured may be treated as separate policies contracts, but distinct coverages of the same insured under a single policy contract must be aggregated. If this aggregation cannot be done due to systems limitations, the impact must still be approximated and accounted for in the mortality volatility risk requirement;
- E is the total net amount at risk for the policies of Best Estimate Liabilities for all contracts in the set group, net of registered reinsurance
- F is the total net face amount for all the policies contracts in the set group, net of registered reinsurance.

When there is insufficient data available to calculate A for a set of products but the net capital amounts insured for each policy contract (or certificate for group insurance products) in the set group is known, factor A for the set must be approximated as:

$$A \approx \sqrt{\frac{G \times \sum e^2}{E}} \sqrt{\frac{P \times \sum f^2}{F}}$$

where:

- G is the projected value of the upcoming year's total net death benefits for all policies contracts in the set group (including claims death benefits projected to occur be paid after policy contract renewal dates)
- the sum is taken over all policies contracts (or certificates ~~(, for group insurance products)~~ in the set group, and f is the net death benefit face amount for the policy contract or certificate
- F is the total face amount net face amount of registered reinsurance for the policies contracts in the set group.

When there is insufficient data available to calculate A for a set of products and the net insured capital face amounts are not known, insurers may approximate factor A for the setgroup using a comparable setgroup of the insurer's own products for which it is able to calculate the volatility risk component exactly. For the setgroup for which the volatility risk component is being approximated, A may be calculated using the following approximation:

$$A \approx \frac{A_c \times \sqrt{N_c}}{C_c} \frac{A_c \times \sqrt{N_c}}{P_c} \times \sqrt{C} \sqrt{P} \times \sqrt{\max\left(\frac{F}{n}, \frac{C}{N}, \frac{P}{N}\right)}$$

where:

- A_c is the exact factor A calculated for the comparison setgroup
- N_c and N are, respectively, the total numbers of deaths projected to occur over the upcoming year for all policiescontracts in the comparison setgroup and all policiescontracts in the setgroup for which A is being approximated;
- $C_c P_c$ and $C P$ are, respectively, the projected values of the upcoming year's total net death benefits for all policiescontracts in the comparison setgroup and all policiescontracts in the setgroup for which A is being approximated;
- F is the total net face amount net of registered reinsurance for the policiescontracts in the setgroup for which A is being approximated;
- n is the total number of lives covered under the policiescontracts in the setgroup for which A is being approximated.

The use of the above approximation is subject to the following conditions:

1. There should must not be neany basis from which to conclude that the distribution of net death benefit amounts of the comparison setgroup, as measured by the ratio of the standard deviation to the mean, may with material likelihood be lower than that of the set for which A is being approximated. It may not be appropriate to base the approximation on an insurer's entire book of products of the same type. The insurer's actuary should must be able to explain, to the satisfaction of the AMF, why using the approximation based on the comparison set produces appropriate results.
2. Insurers must use comparison sets of individual products to approximate factors for sets of individual insurance products and comparison sets of group products to approximate factors for sets of group products. Insurers may use sets of basic death products to approximate factors for sets of AD&D products, but may not use sets of AD&D products to approximate factors for sets of basic death products.
3. For any particular set of products used as a comparison set, the number of covered lives in the comparison setgroup must be greater than or equal to the total number of covered lives summed over all sets for which factors are approximated based on the comparison setgroup.
4. If this approximation is used for sets of individual basic death products, the sets in aggregate must represent a material proportion relative to the insurer's entire book of business.

For setgroups of policiescontracts consisting entirely of traditional employeeemployer-sponsored group insurance policiescontracts, the insurer may use the above approximation without reliance on a set of comparable products by replacing the comparison set factor $A_c \times \sqrt{N_e/C_e} \sqrt{N_c/P_c}$ by 1.75 in the approximation. The factor of 1.75 may be used to approximate A for a setgroup only if each group insurance policycontract in the setgroup requires employees to remain actively working for the plan sponsor to continue coverage. In particular, such a set may not contain debtor, association, mass mailing or dependent coverages.

When there is insufficient data available to calculate A for a set of products and the standard deviation of the net insured-capitalface amount amounts is not known, the following formula may also be used to approximate factor A :

$$A \approx \sqrt{G} \sqrt{P} \times \sqrt{c_{min} + c_{max} - \frac{c_{min} \times c_{max}}{F/n}}$$

where:

- GP is the projected value of the upcoming year's total net death benefits for all policiescontracts in the setgroup (including claimsbenefits projected to occur after policycontract renewal dates);
- $b_{min}c_{min}$ is less than or equal to the lowest net face amount ~~for of~~ any single-life policiescontract (or certificates) in the setgroup;
- $b_{max}c_{max}$ is the highest net face amount or retention limit of any polycysingle-life contract (or certificate) ~~covering a single life~~ in the setgroup;
- F is the total ~~net~~ face amount net of registered reinsurance for the policiescontracts in the setgroup;
- n is the total number of lives covered under the policiescontracts in the setgroup.

The value of the average net death-benefitface amount F/n used in the above formula must be exact, and ~~may not~~cannot be based on an estimate. If an insurer cannot establish with certainty both the average net death benefit amount and a lower bound $b_{min}c_{min}$ on the net death benefit amounts, it must use the value $b_{min}c_{min} = 0$ in the formula. Then the approximation used is:

$$A \approx \sqrt{G \times b_{max}} \sqrt{P \times c_{max}}$$

The use of an approximation for calculating A and the one chosen must be disclosedclearly described in the Capital Guideline Certification Report.

6.2.5 Catastrophe Risk

A catastrophe risk component is calculated for all individual and group life products that are exposed to mortality risk. It is calculated in aggregate (i.e., life and death supported products) by geographic region across all products.

The shock for catastrophe risk corresponds to an absolute increase in the number of deaths per thousand lives insured in the year following the reporting date (including benefits projected to occur after ~~policy contract~~ renewal dates for group insurance products). It varies according to the geographic region ~~of the business~~ as follows:

Canada	1.0
United States <u>U.S.</u>	1.2
United Kingdom <u>UK</u>	1.2
Europe, other than the UK <u>U.K.</u>	1.5
Other <u>Japan and other</u> regions	2.0

For AD&D products, 20% of the above shocks for mortality catastrophe risk must be used.

The catastrophe risk component is the difference between the present value of the shocked cash flows and the present value of the ~~best estimate cash flows~~ Best Estimate Cash Flows, for all years.

6.3 Longevity Risk

Longevity risk is the risk associated with the increase in liability cash flows due to increases in life expectancy caused by changes in the level and trend of mortality rates.

Required capital for longevity risk is calculated for each geographic region using the following formula:

$$RC_{longevity} = RC_{level} + RC_{trend}$$

6.3.1 Level Risk

The longevity level risk component is calculated for all annuity products that are exposed to longevity risk. The level risk component is the difference between the present value of the shocked cash flows and the present value of the ~~best estimate cash flows~~ Best Estimate Cash Flows. The required shock is a permanent decrease in Best Estimate Assumptions for mortality rate at each age as follows:

Non-registered annuity business – Canada, United States <u>the U.S.</u> and United Kingdom <u>the U.K.</u>	-20%
Registered annuity business – Canada	-10%
Registered annuity business – United States <u>the U.S.</u> and United Kingdom <u>the U.K.</u>	-12%

Non-registered and registered annuity business – other regions -15%

Registered annuities are those that are purchased using tax-qualified (i.e., pre-tax) retirement savings.

6.3.2 Trend Risk

The longevity trend risk component is calculated for all annuity products that are exposed to longevity risk. The trend risk shock is a permanent increase of 75% in the Best Estimate Assumption for future mortality rate improvement. The shock applies to each year of mortality improvement for the duration of the contracts. To clarify, the shocked cash flows for trend risk are calculated using ~~best estimate cash flows~~ Best Estimate Cash Flows to which 175% of the Best Estimate Assumption for future mortality improvement is applied.

The longevity trend risk component is the difference between the present value of the shocked cash flows and the present value of the ~~best estimate cash flows~~ Best Estimate Cash Flows.

6.4 Morbidity Risk

Morbidity risk is the risk associated with the variability in liability cash flows arising from the incidence of policyholder disability or health claims (including critical illness insurance), and from termination rates. The termination rate is defined as the proportion of disabled lives that cease to be disabled at the end of a year, regardless of whether this is the result of recovery or death.

Morbidity shocks have been established to include the impact of mortality risk.

Group insurance products that are underwritten individually are subject to shocks applicable to individual insurance products, instead of those applicable to group insurance products.

Return of premium riders must be included in the cash flows of the underlying products. Changes in the return of premium rider liability must be taken into consideration when calculating required capital.

In cases where an insurer does not use incidence and termination rate assumptions in the determination of its liabilities, ~~shocks on incidence or termination rates for a set of contracts, it must be applied to calculate adjusted net written premiums for the contracts. Adjusted net premiums are defined to be the amount of premiums that have been received for these contracts plus the amount of premiums that will be received in the future (excluding for future contracts), adjusted by the expected claims to benefits/premiums ratio (i.e., Adjusted net premiums must cover one full year of premiums unless there is a guaranteed premium rate period greater than one year, in which case the adjusted net premiums must cover the premiums for the entire premium rate guarantee period. The expected benefits/premiums ratio must encompass all claims that have been incurred, including those that have not been reported. To calculate level, volatility and catastrophe risks for the contracts, the percentage shocks specified for the incidence/ and termination rate assumptions must instead be applied to net written premiums adjusted by the claims~~

~~to premiums ratio for the components of level, volatility and catastrophe risks). The assumed claims to premiums ratio must include incurred claims as well as claims incurred but not reported (IBNR). be applied to the contracts' adjusted net premiums.~~

Morbidity risk required capital components are calculated for level, trend, volatility and catastrophe risks. Total required capital for morbidity risk is calculated separately for each geographic region using the following formula:

$$RC_{morbidity} = \sqrt{RC_{vol}^2 + RC_{cat}^2} + RC_{level} + RC_{trend}$$

6.4.1 Level Risk

The level risk component is calculated for products that are exposed to morbidity risk. The exposure base to which the shock is applied varies according to status of the lives insured: active versus disabled.

For active lives, the shock for level risk applies to all products for which the guaranteed coverage period¹³¹ exceeds 12 months. The shock is a permanent increase in Best Estimate Assumptions for morbidity incidence rates at each age.

For disabled lives, the shock for level risk is a permanent decrease in Best Estimate Assumptions for the morbidity termination rates at each age. Morbidity termination rate shocks for level risk apply to lives disabled at the balance sheet date. For ~~IBNR~~ claims incurred but not reported, if the approximation approach (i.e., based on adjusted net written premiums adjusted by the expected benefits-premiums ratio) is not used, then a factor must be applied to the IBNR liabilities. This factor for claims incurred but not reported that is equal to the ratio of the level component related to morbidity termination level component (before morbidity risk credits specified in section 41.1.211.1.2 11.1.2) to the present value of best estimate liability cash flows Best Estimate Liability Cash Flows for each morbidity risk product category (e.g., DI – disabled, LTD – disabled, STD – disabled).

¹³¹ ~~The guaranteed coverage period should be consistent generally with the term of the liabilities projected under the CALM valuation. For group insurance products that are not individually underwritten, if the term of the liabilities retained under the CALM valuation is less than the remaining time of the premium guarantee due to the insurer's right to terminate the policy early, the guaranteed coverage period used in calculating level and trend risks must be the term of the liabilities extended to reflect the additional risk borne by the insurer due to the presence of the premium guarantee. The extension beyond the term of the liabilities should be at least half of the difference between the remaining length of the premium guarantee, and the term of the liabilities retained in the CALM valuation. The guaranteed premium rate period should generally be consistent with the IFRS contract boundary. For group products, if the IFRS contract boundary occurs before the expiration of the premium guarantee because of the insurer's right to terminate a contract early, the guaranteed premium rate period used in calculating level and trend risks should be extended beyond the IFRS contract boundary to reflect the additional risk borne by the insurer on account of the premium guarantee. The contract boundary should be extended by at least half of the length of time between the IFRS contract boundary and the end of the guaranteed premium rate period.~~

Morbidity termination rate assumptions must not be changed when applying incidence rate shocks. Morbidity termination rate shocks are applied to the total termination rate, which includes terminations due to recovery and due to death.

The factors for level risk shocks are as follows:

Exposure Base	Product Type	Shock Factor
Incidence Rates	Active DI	+25%
	Active WP	+25%
	CI	+35%
	Active LTC	+30%
	Other A&S	+20%
Termination Rates	Disabled DI	-25%
	Disabled LTD	-25%
	Disabled STD	-25%
	Disabled WP	-30%
	Disabled LTC	-25%

The morbidity level risk component is equal to the difference between the present value of the shocked cash flows and the present value of the ~~best estimate cash flows~~ Best Estimate Cash Flows. The components for Disability, CI and LTC morbidity level risk may be reduced by a credit for within-risk diversification, which is determined using a statistical fluctuation factor (refer to section ~~11.1.211.1.2~~ 11.1.2).

6.4.2 Trend Risk

A trend risk component is calculated for products ~~cover~~ covering the following types of insured lives:

- active lives, for products with a guaranteed coverage period¹³² of two years or more, such as individual CI, individual DI and other A&S products;

¹³² ~~The guaranteed coverage period should be consistent generally with the term of the liabilities projected under the CALM valuation. For group insurance products that are not individually underwritten, if the term of the liabilities retained under the CALM valuation is less than the remaining time of the premium guarantee due to the insurer's right to terminate the policy early, the guaranteed coverage period used in calculating level and trend risks must be the term of the liabilities extended to reflect the additional risk borne by the insurer due to the presence of the premium guarantee. The extension beyond the term of the liabilities should be at least half of the difference between the remaining length of the premium guarantee, and the term of the liabilities retained in the CALM~~

- disabled lives, for products ~~providing that provide~~ disability coverage, such as LTD, DI and WP.

If a Best Estimate Assumption for morbidity improvement is not used, the trend risk component is zero.

The shock for trend risk is a permanent 100% decrease ~~of 100% in the~~ Best Estimate Assumption for ~~mortality rate~~ future morbidity improvement. The shocked cash flows for trend risk are calculated using ~~best estimate cash flows~~ Best Estimate Cash Flows and an annual morbidity improvement rate assumption of 0%.

The morbidity trend risk component is the difference between the present value of the shocked cash flows and the present value of the ~~best estimate cash flows~~ Best Estimate Cash Flows.

6.4.3 Volatility Risk

The volatility risk component is calculated by applying a one-time shock to first year incidence rates for all active lives that are exposed to morbidity risk. The volatility risk shock applicable in the first year is calculated independently of the shock used for level risk (refer to section ~~6.4.1~~). Termination rate assumptions ~~should~~ must not be changed as a result of the shocks applied to incidence rates.

The ~~applicable first-year~~ ¹³³ factors for ~~first-year~~ ¹³⁴ volatility risk shocks are as follows:

Exposure Base	Product Type	Shock Factor
Incidence Rates	Individual active DI	+25%
	Individual active WP	+25%
	Individual CI	+50%
	Individual active LTC	+30%
	Individual health insurance	+15%
	Individual dental insurance	+20%
	Individual travel insurance	+30%

~~valuation.~~ The guaranteed premium rate period must generally be consistent with the IFRS contract boundary. For group insurance contracts, if the IFRS contract boundary occurs before the expiration of the premium guarantee because of the insurer's right to terminate a contract early, the guaranteed coverage period used in calculating level and trend risks must be extended beyond the IFRS contract boundary to reflect the additional risk borne by the insurer on account of the premium guarantee. The IFRS contract boundary must be extended by at least one half of the length of time between the IFRS contract boundary and the end of the guaranteed premium rate period.

¹³³ An approximation may be used under section 1.4.5.

~~¹³⁴ An approximation may be used under section 1.4.5.~~

Exposure Base	Product Type	Shock Factor
	Individual credit insurance	+30%
	Other A&S	+30%
	Group active STD and LTD	+25%
	Group active WP	+25%
	Group CI	+50%
	Group active LTC	+30%
	Group health insurance	+15%
	Group dental insurance	+20%
	Group travel insurance	+50%
	Group credit insurance	+50%

The morbidity volatility risk component is ~~equal to~~ the difference between the present value of the shocked cash flows and the present value of ~~the best estimate cash flows~~ Best Estimate Cash Flows.

The ~~morbidity volatility risk~~ components for ~~Disability~~ disability, CI ~~and~~, LTC, travel ~~as well as and health and~~ dental ~~and group health~~ insurance (including other ~~group~~ A&S products) ~~morbidity volatility risk~~ may be reduced by a credit for within-risk diversification, which is determined using statistical fluctuation factors (refer to section ~~11.1.2~~ 11.1.2 11.1.2).

6.4.4 Catastrophe Risk

The catastrophe risk component is calculated by applying a one-time shock to first-year incidence rates¹³⁵ for all active lives that are exposed to morbidity risk. The shock is applied as a multiple of the Best Estimate Assumption for morbidity (i.e., (1 + shock factor) x Best Estimate Assumption). Catastrophe shocks are not applied to incidence rates for group medical or dental insurance, or to individual or group travel or credit insurance.

¹³⁵ An approximation may be used under section 1.4.5.

The factors for catastrophe risk shocks are as follows:

Exposure Base	Product Type	Shock Factor
Incidence Rates	Individual active DI	+25%
	Group active STD and LTD	+25%
	Individual and group active WP	+25%
	Individual CI	+5%
	Group CI	+5%
	Individual and group active LTC	+10%
	Other A&S (other than disability and CI)	+25%

The morbidity catastrophe risk component is the difference between the present value of the shocked cash flows and the present value of the ~~best estimate cash flows~~ Best Estimate Cash Flows.

6.5 Lapse Risk

Lapse risk is the risk associated with the variability in liability cash flows due to the incidence of policyholder lapses and other policyholder behaviour. Lapse risk includes risk arising from options that allow policyholders to fully or partially terminate an insurance contract, or to decrease or suspend/resume insurance coverage (e.g., the option to reduce premiums in universal life contracts).

Lapse risk required capital is calculated for all individual life insurance contracts, individual DI (active lives), individual CI, individual LTC (active lives), and other A&S insurance products that are exposed to lapse risk.

Lapse shocks are applied to individual insurance products, including individually underwritten group insurance products. Lapse risk requirements are calculated for level and trend risks combined as well as volatility and catastrophe risks. When a shock increases a lapse rate above 97.5%, the shocked lapse rate is capped at 97.5%. Shocked cash flows must not include any lapse trend improvement assumptions. If an insurer uses dynamic lapse assumptions that vary with interest rates, the Best Estimate Assumption must be the same as that assumed used in the ~~CALM base scenario~~ financial statement valuation and must not be adjusted to reflect prescribed discount rates (refer to section 6.1) used to calculate the capital requirement.

For aggregation purposes, requirements for lapse-supported business are calculated separately from requirements for lapse-sensitive business.

Lapse risk required capital is calculated separately for each geographic region using the following formula:

$$RC_{lapse} = \sqrt{RC_{vol}^2 + RC_{cat}^2} + RC_{level+trend}$$

6.5.1 Designation of Lapse-Supported and Lapse-Sensitive Business¹³⁶

For CARLI purposes, lapse supported and lapse sensitive products are assumed to be negatively correlated. The direction of the lapse shock must be tested to determine whether the business is lapse supported or lapse sensitive. ~~An~~The insurer must use the product groupings/partitions it has in place for setting its Best Estimate Assumptions for lapse (to ~~result in portfolios generate sets of similar products~~ with similar ~~products and~~ characteristics), and then test each individual ~~portfolio/set~~ by simultaneously applying the level, trend and volatility shocks to determine if the ~~portfolio/set~~ is lapse supported or lapse sensitive. For the purpose of the designation test, the shocks ~~should~~must be applied first as an increase in lapse rates (lapse sensitive) in all ~~policy/contract~~ years, and then as a decrease in lapse rates (lapse supported) in all ~~policy/contract~~ years. The designation is ~~done on a portfolio basis made by set~~ based on the ~~largest/highest~~ present value using either ~~CALM~~the financial statement valuation discount rates, or the discount rates specified in section ~~6.1.~~ (Note (note that the present value under each test may be lower than the ~~best estimate~~Best Estimate present value net of registered reinsurance). Once the designation is set, it is used for the application of the appropriate shocks for catastrophe risk and the calculation of the requirements for lapse supported and lapse sensitive business in the diversification matrix.

6.5.2 Level and Trend Risks

A combined component is calculated for level and trend risks. The combined shock is a permanent $\pm 30\%$ change in Best Estimate Assumptions for the lapse rate at each age and duration, ~~with lapse shocks applied in a manner consistent with how lapse MfADs are applied for valuation purposes.~~¹³⁷ In applying the level and trend ~~shock risks, the insurer may~~shocks, insurers must determine the direction of the shocks by comparing cash surrender values ~~with liabilities net of surrender charges with the Best Estimate Liabilities at each duration. At durations where net cash surrender values are higher than the Best Estimate Liabilities, the lapse rates are shocked upwards, and at all other durations they are shocked downwards. Best Estimate Liabilities at each duration may be calculated using either CALM~~financial statement valuation discount rates, or the discount rates ~~set out~~specified in section ~~6.1.~~

The combined component for level and trend risk is ~~equal to~~the difference between the present value of the shocked cash flows and the present value of ~~best estimate cash flows~~Best Estimate Cash Flows.

¹³⁶ An approximation may be used under section 1.4.5.

¹³⁷ ~~As described in the CIA Educational Note Margins for Adverse Deviations dated November 2006. The resulting aggregate capital requirement for each portfolio should be positive.~~

6.5.3 Volatility Risk

The shock for volatility risk is $\pm 30\%$ in the first year¹³⁸ and is calculated independently of the shock used for level and trend risk (refer to section 6.5.2). The shock ~~must be applied in a manner consistent with how lapse MfADs are applied for~~ is +30% if the cash surrender value, net of surrender charges, is higher than the Best Estimate Liability on the valuation date, and -30% otherwise. The shocked cash flows after year one are the ~~best estimate cash flows~~ Best Estimate Cash Flows as affected by the shock in the first year.

The first year shock on lapse rates is the sum of the impacts of a $\pm 30\%$ shock for level and trend risk and a $\pm 30\%$ shock for volatility risk. Consequently, the lapse volatility shock may be quantified as:

$$\text{PV of cash flows (lapse rate shocked at } \pm 60\% \text{ in year one)} - \text{PV of cash flows (lapse rate shocked at } \pm 30\% \text{ in year one)}^{139}$$

Where $\pm 60\%$ represents the sum of volatility shock plus level and trend shocks for lapse risk and $\pm 30\%$ represents only the level and trend shocks.

The risk requirements for each ~~portfolio set~~ is floored at zero.

6.5.4 Catastrophe Risk

The shocks for catastrophe risk are:

- for lapse-sensitive ~~products~~ business, an absolute increase of 20 percentage points in the Best Estimate Assumption for lapse for the first year¹⁴⁰ only;
- for lapse-supported products, a 40% proportional reduction of the Best Estimate Assumption for lapse in the first year¹⁴¹ only.

The catastrophe risk component for each portfolio cannot be negative.

The lapse catastrophe risk component is equal to the difference between the present value of the shocked cash flows and the present value of the ~~best estimate cash flows~~ Best Estimate Cash Flows.

6.6 Expense Risk

Expense risk is the risk associated with the unfavourable variability of expenses incurred in servicing insurance or reinsurance contracts (e.g., the variability in expense liability cash flows due to the variation of the in force ~~policies~~ contracts, excess claims, cancellations and surrenders, new business decrease and other circumstances that could have an impact on unit expenses).

¹³⁸ An approximation may be used under section 1.4.5.

¹³⁹ An approximation may be used under section 1.4.5.

¹⁴⁰ An approximation may be used under section 1.4.5.

¹⁴¹ An approximation may be used under section 1.4.5.

All estimated administration expenses (including non-commission premium and claim expenses) are included in the shocks. ~~Tax timing differences reflected in liabilities and~~ The shock must not be applied to expenses that are ~~contractually~~ guaranteed by contracts with third parties ~~are excluded from the shocks~~.

Expense risk required capital is calculated in aggregate for level, trend, volatility and catastrophe risks for each geographic region.

6.6.1 Volatility, Level, Trend and Catastrophe Risks

The combined shock is a permanent shock on the Best Estimate Assumptions for expenses, including inflation,¹⁴² for all insurance products.¹⁴³ The shock is an increase of 20% in the first year, followed by a permanent increase of 10% in all subsequent ~~policy contract~~ years. It is applied to administration expenses. Premium taxes and investment income tax are excluded.

Required capital for expense risk is equal to the difference between the present value of the shocked cash flows and the present value of ~~best estimate cash flows~~ Best Estimate Cash Flows.

6.7 Credit for Reinsurance Contracts and Special Policyholder Arrangements

~~6.7.11.1.1~~ Unregistered reinsurance

6.7.1 Unregistered reinsurance

Under unregistered reinsurance ~~arrangements~~ contracts (refer to section ~~10.1.110.1.1~~ 10.1.1), ~~excess deposits obtained from~~ guarantee instruments provided by the reinsurer (refer to section ~~10.5.410.5.4~~ 10.3) ~~so they can serve as~~ abe used to guarantee ~~for~~ benefits under a specific reinsurance ~~agreement~~ contract or a ~~groupset of agreements~~ contracts may be recognized as Eligible Deposits for the purpose of calculating the total CARLI Ratio and the Core CARLI Ratio (refer to section ~~4.11.11.1~~ 4.11.1.1). ~~The limit on excess deposits~~ Eligible Deposits that ~~may be recognized~~ are eligible for recognition ~~is~~ subject to the following limit:

$$\min\left(\frac{AC + SA}{SB_2}; 1.5\right) \times (SB_0 - SB_1 - R) \text{ --- PfAD}$$

where:

¹⁴² The Best Estimate Assumption for inflation is the same as that ~~assumed~~ used in the ~~CALM base scenario~~ financial statement valuation and must not be adjusted to reflect prescribed discount rates (refer to section ~~6.1~~ 6.1) used to calculate the capital requirement.

¹⁴³ An approximation may be used under section 1.4.5.

- AC is the insurer's total Available Capital excluding Negative Liabilities ceded that are recognized in Tier 2 Capital under section 10.2.7
- SA is the insurer's Surplus Allowance ~~(refer to section 1.1.31.1.3)~~ calculated net of all reinsurance
- SB_0 is the Base Solvency Buffer (refer to section ~~11.311.311.3~~) for the insurer's entire ~~book of business~~ product portfolio calculated net of registered reinsurance only (i.e., without reduction for unregistered reinsurance)
- SB_1 is the Base Solvency Buffer,¹⁴⁴ calculated net of registered reinsurance, and excluding:
 - ~~the~~ insurance risks reinsured under ~~the~~ unregistered reinsurance agreements guaranteed by excess deposits, contracts; and;
 - ~~The~~ the currency risk requirement related to these unregistered reinsurance ~~agreements~~ contracts (refer to section ~~5.6.8~~); 5.6.8)
- SB_2 is the Base Solvency Buffer calculated net of all reinsurance, and excluding all currency risk requirements related to unregistered reinsurance;
- R is the amount of any retained risk positions (refer to section ~~10.5.210.5.2~~ 10.4.2) under ~~the~~ unregistered reinsurance ~~agreements guaranteed by excess deposits;~~ contracts.
- ~~PfAD is the CALM PfAD for insurance risks reinsured under the unregistered reinsurance agreements guaranteed by excess deposits.~~

In the intermediate steps of the calculations of SB_0 , SB_1 and SB_2 , the quantity A (refer to section ~~11.2.211.2.2~~ 11.2.2) ~~includes~~ excludes all of the requirements of section 10.3.3 for credit and market risks associated with guarantee instruments related to unregistered reinsurance ~~collateral (refer to section 10.4.310.4.3), except for the~~ and currency risk requirements specific to the calculation. The statistical fluctuation factors (refer to section ~~11.111.1~~ 11.1) used in the calculations of SB_0 , SB_1 and SB_2 will vary depending on which of these Base solvency buffers is being calculated. The amount of capital required for operational risk is equal for SB_0 , SB_1 and SB_2 and it is calculated as set out in Chapter 8 without modification.

All ~~excess deposits~~ amounts recognized in Eligible Deposits must be ~~contractually~~ fully available under the terms of reinsurance contracts to cover any benefits arising from the risks for which an insurer is taking credit. If a portion of ~~an excess deposit~~ a guarantee instrument is not ~~contractually~~ available under the terms of a reinsurance contract to cover benefits arising from a risk that is included in the above limit, this portion ~~of the deposit~~ may not be recognized in Eligible Deposits. For example, if the limit on ~~deposits eligible for recognition~~ Eligible Deposits is \$500, but an unregistered reinsurance ~~agreement~~ contract only covers benefits in excess losses of Best Estimate Liabilities up to an amount of \$300, then ~~the portion of the deposit~~ amounts available above \$300 may not be recognized in Eligible Deposits, even if the total amount covered under the reinsurance ~~agreement~~ contract is above the Requisite Level defined in section ~~10.5.210.5.2~~ 10.4.2.

¹⁴⁴ An approximation may be used under section 1.4.5.

~~The calculation of the limit and of Eligible Deposits must be described in the Capital Guideline Certification Report.~~

6.7.2 Policyholder Deposits

~~Qualifying policyholder deposits~~ Policyholder Eligible Deposits,¹⁴⁵ excluding ~~actuarial insurance contract~~ liabilities and provisions for ~~claims and refunds~~ benefits payable, may be used to reduce the ~~insurance risk~~ capital requirement for a ~~policy contract's insurance risk~~. Such deposits must meet the following criteria.

1. They are made by policyholders.
2. They are available for claims settlement (e.g., provision for claims fluctuation and premium stabilization reserves, and accrued provision for experience refunds).
3. They are returnable, net of applications, to policyholders on ~~policy contract~~ termination.

When an insurer is able to recover excess benefits from a deposit for a particular ~~policy contract~~ on a first-dollar, 100% coinsurance basis, the amount by which the ~~total solvency buffer~~ Base Solvency Buffer may be reduced is limited to the lower of the deposit amount, or the sum of the ~~policy's contract's~~ marginal capital requirements (as defined in section ~~2.1.2.9.22.1.2.9.2~~ 2.1.2.9.2) for each of the insurance risks mitigated by the deposit, calculated net of all reinsurance. If the amount that the insurer is able to recover from a deposit is subject to a risk-sharing arrangement, the insurer may only take credit for the deposit if the two portions of the benefits assumed by the insurer and the policyholder under the arrangement do not decrease as total excess claims increase. If the insurer can take credit for the deposit under the terms of a risk-sharing arrangement, the amount by which the Base Solvency Buffer may be reduced is limited to the lower of the deposit amount, or the portion of the marginal capital requirements for the ~~policy contract~~ that would be allocated to the policyholder under the risk-sharing formula.

~~Use~~ The use of a credit ~~should~~ must be clearly described in the Capital Guideline Certification Report.

6.7.3 Adjustments for Group Insurance

The Base Solvency Buffer may be reduced if a group benefit included in the calculation of the insurance risk capital requirement carries one of the following risk-reduction features that provides for a full transfer of risk. The eligible risk-reduction features are:

- “guaranteed no risk”
- deficit repayment by the policyholder, with no obligation for ~~policy contract~~ renewal at term;

¹⁴⁵ Deposits made by agents or brokers meeting the same conditions as ~~qualifying deposits~~ Eligible Deposits made by policyholders may also be recognized.

- a “hold harmless” agreement where the policyholder has a legally enforceable debt to the insurer.

The amount by which the Base Solvency Buffer may be reduced is equal to the result of a scaling factor multiplied by the sum of the marginal capital requirements for the policycontract (refer to section ~~2.1.2.9.2~~ 2.1.2.9.2), calculated net of all reinsurance. The scaling factor to be used is 95% if the group insurance policyholder is a federal, provincial or territorial government in Canada, and 85% for all other policyholders.

Where a policycontract has one of the above risk-reduction features, but the maximum recoverable amount (as specified in the insurance contract) from the policyholder is subject to a limit, the credit for the risk-reduction feature must be calculated in the same manner as the credit for ~~qualifying policyholder deposits under Section~~ Eligible Deposits outlined in section 6.7.2, with the following modifications:

- use the maximum recoverable amount in place of the deposit amount in the calculation;
- the credit amount to be used is multiplied by 95% if the policyholder is a federal, provincial or territorial government in Canada, and by 85% for all other policyholders.

The use of adjustments must be described in the Capital Guideline Certification Report.

6.7.4 ~~Provisions for Reinsurance Claims Fluctuations~~ Reserves and Similar Arrangements

Provisions for claims fluctuations, deposits, or risk positions retained by a ceding insurer that serve to reduce the ~~assuming insurer’s reinsurer’s~~ risk under a reinsurance agreementcontract may be included in the Eligible Deposits of the reinsurer. These provisions for fluctuation of claims, deposits or risk positions that may be recognized are subject to the limit obtained by the following formula:

$$\min\left(\frac{AC + SA}{SB_2}; 1.5\right) \left(\frac{AC + SA}{SB_2}; 1.5\right) \times (SB_2 - SB_3 - d) - PfAD$$

where:

- *AC, SA and SB₂* are defined in section ~~6.7.1~~ 6.7.1;
- *SB₃* is the Base Solvency Buffer,¹⁴⁶ calculated net of all reinsurance and all currency risk requirements related to unregistered reinsurance, and additionally excluding the reinsurance agreementcontract for which the claims fluctuation reserve or other arrangement is has been put in place;
- *d* is the amount of any reductions that have been made to the Base Solvency Buffer on account of policyholder deposits and group businessinsurance adjustments (refer

¹⁴⁶ An approximation may be used under section 1.4.5.

to sections ~~6.7.26.7.2~~ and ~~6.7.36.7.3~~) for the business assumed under the reinsurance ~~agreement~~contract.

- ~~PfAD is the CALM provision for adverse deviation, net of all reinsurance, for the insurance risks assumed under the agreement.~~

~~The addition of an amount in Eligible Deposits and the calculation of the limit must be described in the Capital Guideline Certification Report.~~

6.7.5 Credit for Stop-Loss Arrangements

The ceding insurer may reduce its insurance capital requirement for risks it has reinsured under stop-loss ~~treaties~~reinsurance contracts (including catastrophe reinsurance). A credit is calculated separately for each component of the insurance risk capital requirement, before between-risk diversification. For each component, except mortality volatility risk, the credit is determined by calculating the increase in the value of the reinsurance ~~asset~~contract held corresponding to a stop-loss ~~treaty~~reinsurance contract under the shocks specified for the component (i.e., the cash flows projected for the component do not include amounts recovered under the ~~treaty~~contract). For the mortality volatility risk component, the credit is measured by calculating the reduction in the variance of the upcoming year's net death benefits.

Any reduction in required capital for insurance risk is subject to prior AMF approval. To obtain such approval, the ceding insurer must demonstrate the validity of its valuation methodology for the stop-loss reinsurance ~~asset~~contract held under the relevant insurance risk shocks. As a minimum requirement for approval, the valuation methodology must encompass more than deterministic valuation of a single set of cash flows.

If the reinsurer providing the stop-loss protection is subject to the requirements of this ~~Guideline~~guideline, the ceding insurer must retain in its records the certification from the reinsurer's actuary that the reinsurer has included all reductions reported by the ceding insurer in its own CARLI insurance risk calculation. If the stop-loss ~~arrangement~~reinsurance contract constitutes unregistered reinsurance under section ~~40.110.4~~10.1, the treatment of ~~excess deposits~~Eligible Deposits placed to cover the ceded insurance risk capital requirement is the same as described in section 6.7.1.

The use of a credit must be clearly described in the Capital Guideline Certification Report.

Chapter 7. Segregated Fund Guarantee Risk

The capital requirement in this chapter is intended to measure risk associated with performance-related guarantees on segregated funds or products offering similar guarantees. The capital required for this risk can be determined using prescribed factors or using an internal model if the insurer has obtained prior AMF approval.

The use of prescribed factors is described in section ~~7.1.7.1~~. The insurer may choose between the two methods described, subject to the specified conditions.

To use an internal model, prior authorization must be obtained from the AMF. To this end, the insurer must meet the conditions outlined in section ~~7.2.7.2~~. There are three methods to measure the segregated fund guarantee risk with an internal model. Only one method recognizes ~~capital market~~ dynamic hedging strategies (the “hedging strategies”) and it is presented in section ~~7.2.8.7.2.8~~. The other two methods are presented in section ~~7.2.7.2.7~~. When the insurer has received authorization from the AMF to use one of these methods, it cannot use another without receiving a new authorization.

An insurer that uses risk mitigation strategies other than hedging strategies, such as reinsurance ~~agreements~~ contracts, must contact the AMF to determine the approach to be used.

7.1 Use of Prescribed Factors to Determine the Requirement

An insurer that has not had its internal model approved in accordance with the conditions outlined in section ~~7.2~~ must determine its capital requirements using prescribed factors.

The insurer may choose between the two methods described in this section. In the first financial period when this section is applicable, the insurer is required to irrevocably elect the method it intends to use to calculate the capital requirement.

7.1.1 Global Method

7.1.1.1 Total Gross Capital Requirement (TGCR)

Capital factors are provided for a variety of standardized product forms for guaranteed minimum death benefit (GMDB) and guaranteed minimum maturity benefit (GMMB) commonly offered for segregated fund guarantees in Canada and the United States. Below is a general description of the product forms modeled. Details can be found in Table ~~4~~ (page 184).

GMDB forms modeled include the following:

- **Return of premium (ROP):** provides a death benefit guarantee equal to the higher of the account value or the premiums paid.

- **5% annual roll-up (ROLL):** provides a guaranteed benefit that increases 5% per annum compounded at each contract anniversary with the guarantee frozen at age 80.
- **Maximum anniversary value/annual ratchet (MAV):** automatic annual reset of guarantee at each contract anniversary with resets frozen at age 80.
- **10-year rollover contract (GMDB_10):** guarantee can be reset and term-to-maturity will also ~~will~~ reset to 10 years. No resets are permitted in the 10 years prior to contract maturity.

GMMB forms modeled include:

- **Fixed maturity date (FIXED):** guarantee is level and applies up to the fixed maturity date.
- **10-year rollover maturity benefit (GMMB_10):** guarantee can be reset and the remaining guarantee term is reset to 10 years. No resets are permitted in the 10 years prior to contract maturity.
- **Guaranteed minimum surrender benefit after 10 years (GMSB_10):** guarantee applies 10 years after contract issue. If the 10-year guaranteed value is higher than the account value at surrender, a “top-up” benefit equal to the difference is paid.

It is expected that the CARLI methodology for TGCR will be applied on a ~~policycontract-~~policycontract basis, i.e., individually. If the insurer adopts a cell-based approach, it will ensure that only materially similar contracts are grouped together. In other words, all policiescontracts in a “cell” must display substantially similar characteristics for those attributes expected to affect risk-based capital (e.g., definition of guaranteed benefits, attained age, policycontract duration, years-to-maturity, market-to-guaranteed value, asset mix, etc.). The TGCR ~~and Net Actuarial Liabilities held~~ for the purpose of determining capital requirements for segregated funds using prescribed or authorized factors ~~should~~must not include deferred income taxes.

The portfolio TGCR is the sum of the TGCR calculations for each policycontract or cell. The result for any given policycontract or cell may be negative, zero or positive. However, the portfolio TGCR cannot be negative.

The TGCR for a given policycontract is equal to:

$$TGCR = GV \times \hat{f}(\tilde{\theta}) - AV \times \hat{g}(\tilde{\theta})$$

where:

- GV = current guaranteed minimum benefit;
- AV = current account balance;
- $\hat{f}(\tilde{\theta})$ = benefit cost factor;

- $\hat{g}(\tilde{\theta})$ = margin offset factor;
- $\tilde{\theta}$ is a vector that defines the risk characteristics for the [policycontract](#).

The factors $\hat{f}(\tilde{\theta})$ and $\hat{g}(\tilde{\theta})$ are described more fully in Step 4 (refer to section 7.1.1.6). The TGCR is calculated separately for each guaranteed minimum benefit (i.e., death, maturity and surrender).

The model assumptions for the TGCR factors are documented in section 7.1.1.2.

There are four (4) major steps in determining the TGCR for a given [policycontract](#) or cell:

Step 1 - Classify the asset exposure (refer to section 7.1.1.3);

Step 2 - Determine the risk attributes (refer to section 7.1.1.4);

Step 3 - Retrieve the appropriate nodes (refer to section 0);

Step 4 - Use the supplied functions to determine the [capital](#) requirement (refer to section 7.1.1.6).

The first step requires the insurer to categorize the asset value for the given [policycontract](#) or cell by mapping the entire exposure to one of the prescribed fund classes. TGCR factors are provided for each asset class.

The second step requires the insurer to determine (or derive) the appropriate attributes for the given [policycontract](#) or cell. The attributes needed to access the factor tables and calculate the required values are:

- product form (“Guarantee Definition”), P ;
- guarantee level, G ;
- adjustment to guaranteed value upon partial withdrawal (“GMDB/GMMB Adjustment”), A ;
- fund class, F ;
- attained age of the [policyholderinsured](#), X (for GMDB only, use a 4-year setback for female lives);
- contract maturity age, M (for GMDB only, use a 4-year setback for female lives);
- time-to-next maturity date, T ;
- ratio of account value to guaranteed value, ϕ ;
- total “equivalent” account-based charges, MER (“management expense ratio”);

- reset utilization rate, R (where applicable);
- "in-the-money ~~termination~~ surrender rate, S (guaranteed surrender benefits only).

Other required policycontract values include:

- total account value on which the guaranteed benefit is calculated, AV ;
- current GMDB, GMMB and GMSB;
- ~~Total~~total net spread available to fund guaranteed benefits ("margin offset"), α .

The next steps (~~retrieving~~retrieval of the appropriate nodes and ~~using~~the use of the supplied functions to determine the capital requirement) are explained in sections ~~7.1.1.5~~ and 7.1.1.6. An application has been developed to assist insurers in these efforts. If an insurer is unable to use the supplied software, it will be required to develop software of its own. In such a situation, the insurer should contact the AMF in writing for specific guidance on how to develop its own lookup and extraction routines. A calculation example demonstrating the application of the various requirement factors to a sample policycontract is provided in section 7.1.1.7.

In section ~~7.1.1~~, GMDB, GMMB, GMSB are generically denoted by ~~GV~~. Similarly, AV generically denotes either Account Value or Market Value. The total "equivalent" account charges must include all amounts assessed against policyholder accounts, expressed as a level spread per yearannum (in basis points). This quantity is called the Management Expense Ratio (MER) and is defined as the average amount (in dollars) charged against policyholder funds in a given year divided by average account value. Normally, the MER would vary by fund class and be the sum of investment management fees, mortality and expense charges, guarantee fees, risk premiums, etc. The total spread available to fund the guaranteed benefits (i. e., GMDB, GMMB, GMSB costs) is called the "margin offset" (denoted by α) and ~~should~~must disregard spread-based costs and expenses (e. g., maintenance expenses, investment management fees, trailer commissions, amounts required to provide for amortization of deferred acquisition costs, etc.). The section on margin offset adjustment (refer to section ~~7.1.1.7~~) describes how to determine MER and α .

The GMDB/GMMB/GMSB definition for a given policycontract or cell may not exactly correspond to those provided. In some cases, it may be reasonable to use the factors and formulas for a different product form. In other cases, the insurer might determine the TGCR based on two different guarantee definitions and interpolate the results to obtain an appropriate value for the given policycontract or cell. However, if the policycontract form is sufficiently different from those provided and there is no practical or obvious way to obtain a reasonable result, the insurer ~~should~~must contact the AMF in writing.

The general formula for TGCR is the following:

$$TGCR = GV \times h(\circ) \times w(\circ) \times f(\circ) - \frac{\alpha}{100} \times AV \times g(\circ)$$

where:

- GV = current guaranteed minimum benefit (dollars)
- AV = current account value (dollars)
- $f(\circ) = f(\tilde{\theta})$ = cost factor per \$1 of GV
- $g(\circ) = g(\tilde{\theta})$ = margin offset factor per \$1 of AV (assuming 100 bps of available spread)
- $h(\circ) = h(\tilde{\theta})$ = asset mix diversification factor
- $w(\circ) = w(\tilde{\theta})$ = time diversification factor.

Thus, $\tilde{\theta}$ is used to generically represent the risk attribute set (e.g., product form, guaranteed level, asset class, attained age, etc.) for the policy contract, or some relevant subset thereof. Moreover, α is the net spread (“margin offset,” in basis points per annum) available to fund the guaranteed benefits.

Where more than one guaranteed benefit is present in a product, unless the insurer has a justifiable alternative for allocating the total available spread between the various types of guarantees (e.g., explicitly defined risk charges), the split should be based on the proportionate gross guaranteed benefit costs. An example is provided in section 7.1.1.8 to illustrate this concept.

In practice, $f(\circ)$, $g(\circ)$, $h(\circ)$ and $w(\circ)$ are values interpolated from the factor grid. The use of the factor grid is discussed more fully in Step 4 (refer to section 7.1.1.6). The factor grid is a large pre-computed table developed using stochastic modeling for a wide array of combinations of the risk attribute set. The risk attribute set is defined by those policy contract and product characteristics that affect the risk profile of the business: product form (guarantee definition), fund class, attained age, AV/GV ratio, time-to-maturity, etc.

7.1.1.2 Assumptions for TGCR Methodology Published Factors

Each node in the factor grid is effectively the modeled result for a given “cell” assuming a \$100 single deposit.

Table 1: Model Assumptions and Product Characteristics

Account charges (MER)	Vary by fund class; see Table 2 in this section (page 174).
Base margin offset	100 basis points per annum.

GMDB description	<ul style="list-style-type: none"> ▪ ROP = return of premiums. ▪ ROLL = <u>5%</u> = 5% compound roll-up, frozen at age 80. ▪ MAV = annual ratchet (maximum anniversary value), frozen at age 80. ▪ GMDB_10 = 10-year rollover contract.
GMMB & GMSB descriptions	<ul style="list-style-type: none"> ▪ FIXED = fixed maturity date. ▪ GMSB_10 = <u>10-year</u> = 10-year guaranteed surrender benefit. ▪ GMMB_10 = 10-year rollover maturity benefit.
GV adjustment on withdrawal	“Pro-rata by market value” and “dollar-for-dollar” are tested separately.
Surrender charges	Ignored (i.e., zero).
Base <u>policycontract</u> lapse rate	6% <u>p.a.</u> per annum at all <u>policycontract</u> durations; <u>see. See</u> also “ <u>Dynamiedynamic</u> lapse multiplier.”
Partial withdrawals	Flat 4% per <u>yearannum</u> at all <u>policycontract</u> durations (as a % of AV). No dynamics.
Rollover (renewal) rate	85% at the end of each 10-year term (GMDB_10 and GMMB_10 only).
Dynamic lapse multiplier	<p>Actual lapse rate = $\lambda \times \lambda$ × (Base <u>policycontract</u> lapse rate), where:</p> $\lambda = \min \left[\lambda^+ ; \max \left[\lambda^- ; \left[a + b \times \left(\frac{GV}{AV} \right) \right] \times [c + d \times \min(h; T)] \right] \right]$ <p>$\lambda^+ = 1.6667$, $\lambda^- = 0.3333$, $a = -0.0952$, $b = 0.8010$, $c = 0.6279$, $d = 0.0654$, $h = 10$ and $T =$ time-to-next maturity.</p>
Mortality	100% of CIA 1986-92 table for men, age at last birthday, aggregate, ultimate.
Fixed expenses, annual fees	Ignored (i.e., zero).
Discount <u>Raterate</u>	5.5% annual effective (non-dynamic).
Elective reset of GV	Whenever the AV/GV ratio exceeds 115% (maximum 2 resets per <u>yearannum</u>). No resets are permitted in the 10 years prior to the final contract maturity date.
In-the-money surrender (GMSB_10 only)	Whenever the benefit is payable (i.e., 10 years after issue or last reset) and the AV/GV ratio is less than 85%.

Notes on factor development

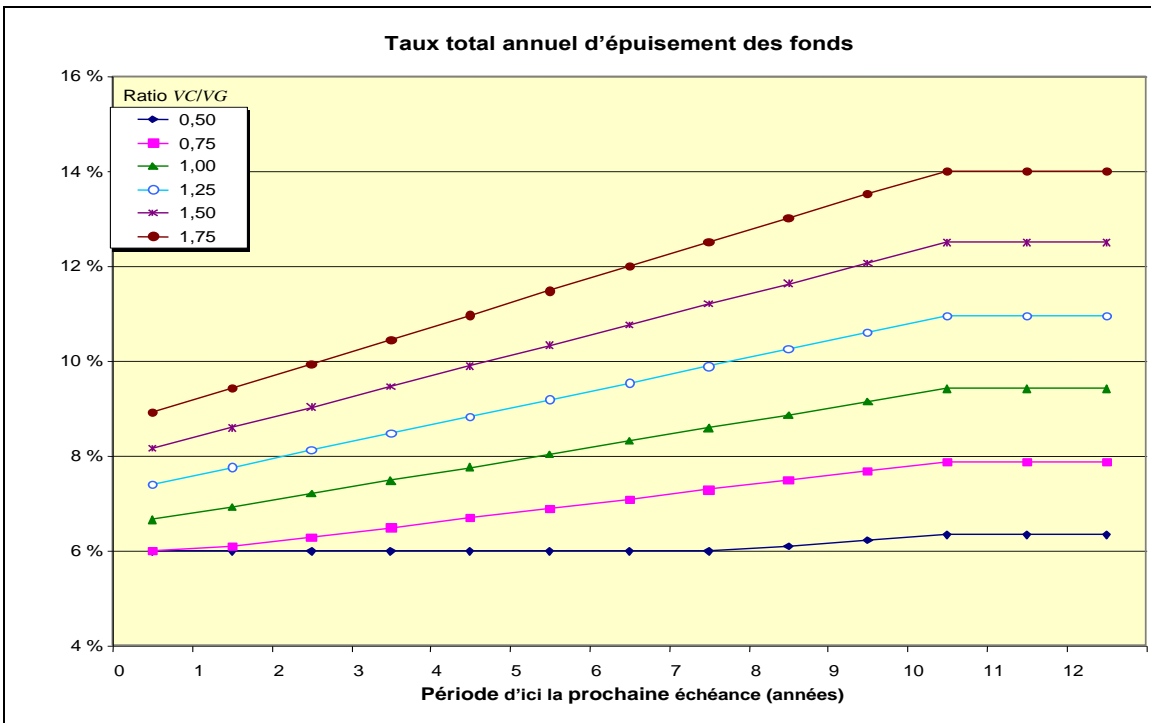
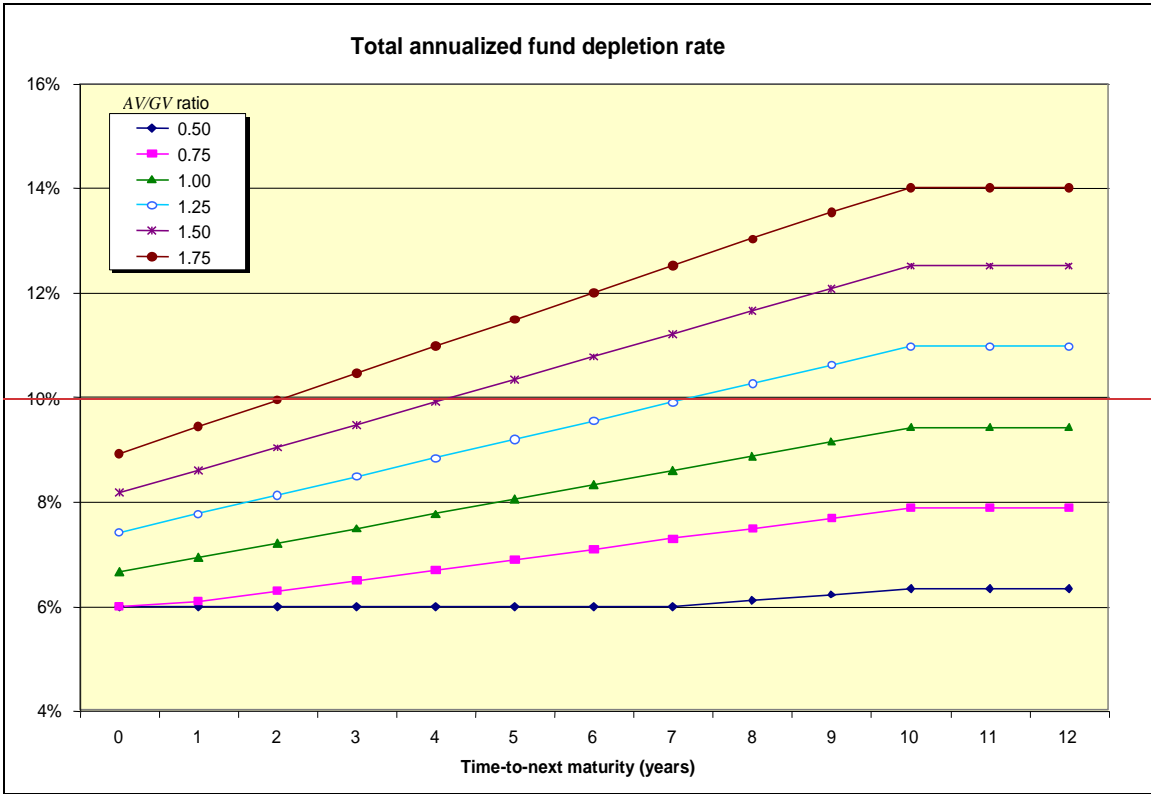
- The G MDB roll-up is compounded (not simple interest, not stepped at each anniversary) and is applied to the previous roll-up guaranteed value.
- The ~~base policy~~Base contract lapse rate is the rate of ~~policy contract~~ termination (surrenders). ~~Policy Contract~~ terminations (surrenders) are assumed to occur throughout the ~~policy contract~~ year (not only on anniversaries).
- Partial withdrawals are assumed to occur at the end of each time period (quarterly).
- Account charges (*MER*) represent the total amount (annualized, in basis points) assessed against policyholder funds (e.g., sum of investment management fees, mortality and expense charges, risk premiums, ~~policy contract~~/administrative fees, etc.). They are assumed to occur throughout the ~~policy contract~~ year (not only on anniversaries).
- For the G MDB_10 and G MMB_10 products, the contract rolls over at the end of each 10-year term for another 10 years. The guaranteed benefit resets to Z% of AV (after payment of any top-up maturity benefit for in-the-money maturity guarantees) where Z is typically 75 or 100.
- The guaranteed minimum surrender benefit (GMSB_10) applies 10 years after contract issue. If the 10-year guaranteed value is higher than the account value at surrender, a “top-up” benefit equal to the difference is paid.

Table 2:- Account-Based Fund Charges (basis points per annum)

Asset Class <u>Fund</u>	Account Charges <u>charges (MER)</u>
Money market	110
Fixed income (bonds <u>bond</u>)	200
Balanced	250
Low volatility equity	265
Diversified equity	265
Intermediate risk equity	280
Aggressive or exotic equity	295

The annualized total fund depletion rates (i.e., including the fixed 4% per annum partial withdrawal) are illustrated in ~~Diagram~~Figure 1 for various AV/GV ratios and times to maturity.

ChartFigure 1: Fund Depletion Rates (Lapse + partial withdrawal/Lapse + Partial Withdrawal) by AV/GV Ratio and Time-to-Maturity



7.1.1.3 Step 1 - Classification of the Underlying Assets

The following criteria ~~should~~must be used to select the appropriate factors, parameters and formulas for the exposure represented by a specified guaranteed benefit. When available, the volatility of the long-term annualized total return for the fund(s) – or an appropriate benchmark – should conform to the limits presented. For this purpose, “long-term” is defined as twice the average projection period that would be applied to test the product in a stochastic model (generally, at least 25 years).

Where data for the fund or benchmark are too sparse or unreliable, the fund exposure should be moved to the next higher volatility class than otherwise indicated. In reviewing the asset classifications, care ~~should~~must be taken to reflect any additional volatility of returns added by the presence of currency risk, liquidity (bid-ask) effects, short selling and speculative positions.

All exposures/funds must be categorized into one of the following seven (7) asset classes:

1. Money market
2. Fixed income
3. Balanced
4. Low volatility equity
5. Diversified equity
6. Intermediate risk equity
7. Aggressive or exotic equity

Money market/short-term. The fund is invested in money market instruments with an average remaining term-to-maturity of less than 365 days.

Fixed income. The fund is invested primarily in investment grade fixed-income securities. Up to 25% of the funds within this class may be invested in diversified equities or high-yield bonds. The expected volatility of returns for this fund class will be lower than that of the Balanced fund class.

Balanced. This class is a combination of fixed-income securities with a larger equity component. The fixed-income proportion must exceed 25% of the portfolio. Additionally, the aggressive or “specialized” equity proportion must not exceed one-third (33.3%) of the total equities held. Should the fund violate either of these constraints, it must be categorized as an equity fund. These funds usually have a long-term volatility in the range of 8% - 13%.

Low volatility equity. This fund is comparable to the broad-based diversified equity class with the additional attributes noted below. Only funds that would otherwise be grouped in the Broad-based diversified equity are eligible for this fund. For foreign funds, volatility ~~should~~must take into account the impact of currency fluctuations.

The expected volatility of the fund should be less than 15.5% (annualized) and the aggressive/exotic equity portion of the fund should be less than 33.3% of the total equity holdings based on market value. Further, the overall asset holdings ~~should~~must satisfy at least one of the following conditions:

- The fund permanently maintains a relatively large cash or fixed-income position (greater than 10% of the market value of assets) as part of its investment strategy.
- The fund is “income” oriented and contains a significant (greater than 10% of the market value of assets) proportion of stocks paying material and regular dividends that are automatically reinvested in the fund.

Diversified equity. The fund is invested in a well-diversified mix of Canadian, U.S. and global equities. The global equity portion must consist of liquid securities in well-developed markets. Funds in this class have long-term volatility comparable to that of the TSX. The long-term volatility of these funds is typically expected to be between 13% and 19%.

Intermediate risk equity. This class of funds has a mix of characteristics from both the Diversified and Aggressive equity classes. The long-term volatility of these funds ranges from 19% to 25%.

Aggressive/exotic equity. This class comprises more volatile funds where risk can arise from: (a) underdeveloped markets; (b) uncertain markets; (c) high volatility of returns; (d) narrow focus (e.g., specific market sector), etc. ~~Generally speaking, these funds and other sources. In general, the fund~~ (or ~~this~~ market benchmark) either ~~does~~does not have sufficient history to ~~calculate~~allow for the calculation of a long-term expected volatility; or ~~their~~the volatility is very high. This class ~~should~~must be used whenever the expected long-term expected annualized volatility ~~(on an annual basis) cannot be determined~~is indeterminable or exceeds 25%.

Selection of appropriate investment classes. The selection of an appropriate investment class ~~should~~must be done at the level for which the guarantee applies. For guarantees applying on a deposit-by-deposit basis, the fund selection is straightforward. However, where the guarantee applies across deposits or for an entire contract, the approach can be more complicated. In such instances, the approach is to identify for each ~~policy~~contract where the grouped holdings fit within the classes listed and to classify the associated assets on this basis.

An individual process is then used to identify the “grouped” fund holdings, to assess the risk profile of the current fund holdings (possibly calculating the expected long-term volatility of the funds held with reference to the indicated market proxies) and to classify the entire asset exposure into one of the specified choices. Here, asset exposure refers to the underlying assets (segregated and/or general account investment options) on which

the guarantee will be determined. For example, if the guarantee applies separately for each deposit year within the contract, then the classification process would be applied separately for the exposure of each deposit year.

In summary, mapping the benefit exposure (i.e., the asset exposure that applies to the calculation of the guaranteed minimum benefits) to one of the prescribed asset classes is a multi-step process:

1. Map each separate and/or general account investment option to one of the prescribed asset classes. For some funds, this mapping will be obvious, but for others it will involve a review of the fund's investment policy, performance benchmarks, composition and expected long-term volatility.
2. Combine the mapped exposure to determine the expected long-term volatility of current fund holdings. This will require a calculation based on the expected long-term volatilities for each fund and the correlations between the prescribed asset classes as indicated in Table 3 (page 179).
3. Evaluate the asset composition and expected volatility (as calculated in Step 2) of current holdings to determine the single asset class that best represents the exposure, with due consideration to the constraints and guidelines presented earlier in this section.

In **Step 1**, the insurer ~~should~~must only use the fund's actual results (i.e., historical performance, inclusive of reinvestment) ~~only~~ as a guide in determining the expected long-term volatility. Due to limited data and changes in investment objectives, style and/or management (e.g., fund mergers, revised investment policy, different fund managers, etc.), the insurer may need to give more weight to the expected long-term volatility of the fund's benchmark performance. In general, the insurer ~~should~~must exercise caution and not be overly optimistic in assuming that future returns will be consistently less volatile than the underlying markets.

In **Step 2**, the insurer ~~should~~must calculate the "volatility of current fund holdings" (σ for the exposure being categorized) by the following formula, using the volatilities and correlations in Table 3.

$$\sigma = \sqrt{\sum_{i=1}^n \sum_{j=1}^n w_i w_j \rho_{ij} \sigma_i \sigma_j}$$

where:

- $w_i = \frac{AV_i}{\sum_k AV_k}$ is the relative value of fund i expressed as a proportion of total contract value
- ρ_{ij} is the correlation factor between asset classes i and j
- σ_i is the volatility of asset class i (Table 3).

Table 3: Volatilities and Correlations for Prescribed Asset Classes

ANNUAL VOLATILITY		GENERAL ACCOUNT	MONEY MARKET	FIXED INCOME	BALANCED	LOW VOL EQUITY	DIVERSEDIVERSIFIED EQUITY	INTERM. EQUITY	AGGRESSIVE EQUITY
1%	GENERAL ACCOUNT	1	0.50	0.15	0	0	0	0	0
1%	MONEY MARKET	0.50	1	0.20	0	0	0	0	0
6%	FIXED INCOME	0.15	0.20	1	0.50	0.25	0.25	0.20	0.10
11%	BALANCED	0	0	0.50	1	0.80	0.95	0.75	0.65
15%	LOW VOL EQUITY	0	0	0.25	0.80	1	0.80	0.75	0.65
17%	DIVERSEDIVERSIFIED EQUITY	0	0	0.25	0.95	0.80	1	0.75	0.65
22%	INTERM EQUITY	0	0	0.20	0.75	0.75	0.75	1	0.70
26%	AGGRESSIVE EQUITY	0	0	0.10	0.65	0.65	0.65	0.70	1

Example: Fund Categorization

Suppose three funds (fixed income, diversified equity and aggressive equity) are offered to clients on a product with a contract level guarantee (i.e., across all funds held within the policycontract).

The current fund holdings (in dollars) for five sample contracts are shown in this table:

	1	2	3	4	5
MV Fund X (fixed income):	\$5,000	\$6,000	\$8,000	-	\$5,000
MV Fund Y (diversified equity):	\$9,000	\$5,000	\$2,000	\$5,000	-
MV Fund Z (aggressive equity):	\$1,000	\$4,000	-	\$5,000	\$5,000

	1	2	3	4	5
Total market value:	\$15,000	\$15,000	\$10,000	\$10,000	\$10,000
Total equity market value	\$10,000	\$9,000	\$2,000	\$10,000	\$5,000
Fixed income % (A):	33%	40%	80%	0%	50%
Fixed income test (A>75%):	No	No	Yes	No	No
Aggressive equity % (B):	10%	44%	N/A	50%	100%
Balanced test (A>25% & B<33.3%):	Yes	No	N/A	No	No
Volatility of current fund holdings:	12.0%	12.1%	6.5%	19.6%	13.6%
Fund classification:	Balanced	Diversified equity¹⁴⁷	Fixed income	Intermediate risk equity	Diversified equity

The “Volatility of fund holdings” for policy contract #1 is calculated as $\sqrt{A + B} = 12.04\%$.

where:

$$A = \left(\frac{5}{15} \times 0.06\right)^2 + \left(\frac{9}{15} \times 0.17\right)^2 + \left(\frac{1}{15} \times 0.26\right)^2$$

$$= 1.1104\%$$

$$B = 2 \cdot \left(\frac{5}{15} \cdot \frac{9}{15}\right) (0.25 \times 0.06 \times 0.17) + 2 \cdot \left(\frac{5}{15} \cdot \frac{1}{15}\right) (0.10 \times 0.06 \times 0.26) + 2 \cdot \left(\frac{9}{15} \cdot \frac{1}{15}\right) (0.65 \times 0.17 \times 0.26)$$

$$= 0.3388\%$$

Importantly, the volatility would be understated if we assumed zero correlation (e.g., all market returns are independent) since *B* contributes materially to the final value.

¹⁴⁷ Although the volatility suggests “Balanced fund,” the Balanced fund criteria were not met. Therefore, this ‘exposure’ is moved “up” to diversified equity. For those funds classified as diversified equity, additional analysis would be required to assess whether they can be reclassified as “low volatility equity.” In the examples above, none qualify.

7.1.1.4 Step 2 - Determination of Risk Attributes

The ~~“Tabular”~~“Tabular” approach for the TGCR component creates a multidimensional grid by testing a very large number of combinations of ~~policycontract~~ attributes. The results are expressed as factors. The TGCR is calculated by consulting (using a “key”) the large, pre-computed multidimensional tables and using multidimensional linear interpolation. The lookup “key” depends on the risk attributes for the ~~policycontract and is~~ defined as:

$$\tilde{\theta} = (P, G, A, F, X, M, T, \phi, \Delta, R, S)$$

where:

- ϕ is the AV/GV ratio for the benefit exposure under consideration
- Δ is the “MER Delta”
- R is the utilization rate of the elective reset option (if applicable)
- S is the “in-the-money” termination rate on GMSB_10 ~~policiescontracts~~.

The “MER Delta” is calculated based on the difference between the actual *MER* and that assumed in the factor testing (see Table 2, page 174), subject to a cap (floor) of 100 bps (-100 bps). See Table 4 for more details (page 184).

For GMDB, there are $4 \times 2 \times 2 \times 7 \times 4 \times 4 \times 5 \times 7 \times 3 \times 2 = 376,320$ “nodes” in the “basic factor” grid. Interpolation will only be permitted across the six (6) dimensions: Contract maturity age (M), Attained age (X), Time to next maturity (T), AV/GV Ratio (ϕ), MER Delta (Δ) and Reset utilization rate (R). The “in-the-money” termination rate is not used for GMDBs.

For GMMB, there are $3 \times 2 \times 2 \times 7 \times 1 \times 7 \times 5 \times 7 \times 3 \times 2 \times 2 = 246,960$ “nodes” in the “basic factor” grid. Interpolation will only be permitted across the six (6) dimensions: Contract maturity age (M), Time to next maturity (T), AV/GV Ratio (ϕ), MER Delta (Δ), Reset utilization rate (R) and “In-the-money” termination rate (S). The “In-the-money” termination rate (S) only applies to the “GMSB_10” product form. Testing for guaranteed minimum maturity and surrender benefits assume all lives attained age 55 at the calculation date.

Functions are available to assist the insurer in applying the TGCR methodology. More fully described in Step 4 (refer to section 7.1.1.6), these functions perform the necessary factor table lookups and associated multidimensional linear interpolations. If the insurer is unable to use the supplied functions, it will be required to develop its own. In such a case, the insurer should contact the AMF in writing for specific details.

The GMDB and GMMB/GMSB factors are respectively contained in the files “GMDBFactors_CTE95.csv” and “GMMBFactors_CTE95.csv”. These are comma-separated value text files where each row represents the factors for a test ~~policycontract~~ as identified by its lookup key. Rows are terminated by new line and line feed characters. Factors are also provided at the CTE80 confidence level – the factor files are

“GMDBFactors_CTE80.csv” and “GMMBFactors_CTE80.csv”. For the determination of capital requirements, the “GMDBFactors_CTE95.csv” and “GMMBFactors_CTE95.csv” factors are to be used.

Each row in the factor tables consists of three entries, described further below.

1	2	3
Test case identifier (key)	Basic cost or diversification factor	Basic margin offset factor or zero (n/a)

An individual test case (i.e., a node on the multidimensional matrix of factors) can be uniquely identified by its key, which is the concatenation of the relevant individual [policycontract](#) attribute keys (or some subset thereof) prefixed by a leading “factor code.” The factor codes are shown below:

Factor code	Description
1	Basic GMDB “cost” and “margin offset” factors
2	Basic GMMB and GMSB “cost” and “margin offset” factors
3	Asset mix diversification factors for GMDB options
4	Asset mix diversification factors for GMMB and GMSB options
5	Time diversification factors for GMDB options
6	Time diversification factors for GMMB and GMSB options

Basic cost factor. This is the term $f(\circ)$ in the formula for TGCR. The values in the factor grid represent CTE (95) (or CTE (80)) of the sample distribution¹⁴⁸ for the present value of guaranteed minimum benefit cash flows (in excess of account value) in all future years (i.e., to the earlier of contract maturity and 30 years), normalized by current guaranteed value.¹⁴⁹ The [policycontract](#) attribute keys for the cost factors are shown in Table 4 (page 184).

Basic margin offset factor. This is the term $g(\circ)$ in the formula for TGCR. The values in the factor grid represent CTE (95) (or CTE (80)) of the sample distribution for the present value of margin offset cash flows in all future years (i.e., to the earlier of contract maturity and 30 years), normalized by current account balance. The basic margin offset factors assume $\hat{\alpha} = 100$ basis points of “margin offset” (net spread available to fund the

¹⁴⁸ Technically, the sample distribution for “present value of net cost” = PV (benefit claims) – PV ([Marginmargin](#) offset) was used to determine the scenario results that comprise the CTE (95) risk measure. Hence, the “cost factors” and “base margin offset factors” are calculated from the same scenarios.

¹⁴⁹ In other words, the basic cost factors are expressed “per \$1 of current guaranteed benefit” and the margin offset factors are “per \$1 of account balance,” assuming 100 basis points (per annum) of available spread.

guaranteed benefits). The policycontract attribute keys for the margin offset factors are shown in Table 4 (page 184).

Asset mix diversification factor. This is the term $h(\circ)$ in the formula for TGCR. The term $h(\circ) = h(P, G, R, S)$ is an adjustment factor that reflects the benefits of fund diversification (asset mix) for the insurer (i.e., on the total portfolio level). Note that $h(\circ) \leq 1$ depends on product form “P,” guarantee level “G,” reset utilization rate “R” (where applicable) and “in-the-money” termination rate “S” (GMSB only). The lookup keys for the asset mix diversification factors are given in Table 5 (page 185).

The diversification factor (*DF*) ~~should~~must be set to 1 in the *GetCost* and *GetTGCR* functions (see refer to page 190).

Time diversification factor. This is the term $w(\circ)$ in the formula for TGCR. The term $w(\circ) = w(P, G, F, R, S)$ is an adjustment factor that attempts to capture the benefits (i.e., net reduction in guaranteed benefit costs) of a dispersed maturity profile. This adjustment applies to maturity benefit factors only; it does not apply to death benefit factors. Note that $w(\circ) \leq 1$ ~~also~~also depends on fund class *F*. If the insurer does not satisfy the time diversification criteria, then $w(\circ) = 1$ (i.e., there is no time diversification benefit).

Although the structure permits otherwise, the time diversification factors for GMDB are set to 1. The lookup keys for the time diversification factors are given in Table 6 (page 186).

This factor is set either to 0 or 1 based on the results of a time diversification test.

To perform the test, the in-force maturity dates for each product/maturity guarantee form are grouped by “quarter-to-maturity” (i.e., 1, 2... *M*). For limited-term contracts that offer the client the opportunity to renew (“rollover”), the next maturity date ~~should~~must be used (not final contract maturity). Using current market value (at the calculation date), the current market value in each future 3-month time period is determined.

If the current market value in any given quarter exceeds 10% of the total, then the portfolio fails the test. If the current market value in each quarter is less than or equal to 10% of the total, the portfolio passes the test. If the portfolio fails the test, *DT* is set to 0 in the *GetCost* and *GetTGCR* functions (see refer to page 190). Otherwise, *DT* is set to 1.

Table 4: Grid of Cost and Margin Offset Factors

PolicyContract Attribute		Key: Possible Values & Description			
Product definitions, P_{τ}	GMDB	0:	Return-of-premium		
		1:	Roll-up (5% per annum)		
		2:	Maximum anniversary value (MAV)		
		3:	10-year rollover		
	GMMB & GMSB	0:	Fixed maturity date		
		1:	10-year CSV (benefit paid on surrender)		
		2:	<i>Not used</i>		
		3:	10-year rollover		
Guarantee level (% of deposits), G_{τ}		0:	75%		
		1:	100%		
GV adjustment upon partial withdrawal, A_{τ}		0:	Pro-rata by market value		
		1:	Dollar-for-dollar		
Fund class, F_{τ}		0:	<i>Not used</i>		
		1:	Money market		
		2:	Fixed income (bond)		
		3:	Balanced		
		4:	Low volatility equity		
		5:	Diversified equity		
		6:	Intermediate risk equity		
		7:	Aggressive, exotic equity		
Contract maturity age, M_{τ} (years from valuation date)	GMDB	0:	5 years		
		1:	15 years		
		2:	25 years		
		3:	30 years		
	GMMB & GMSB	0:	1 year	4:	10 years
		1:	3 years	5:	20 years
		2:	5 years	6:	30 years
		3:	8 years		
Attained age (last birthday), X_{τ}	GMDB	0:	35	2:	65
		1:	55	3:	75
	GMMB & GMSB	0:	55		
Time-to-next maturity date, T_{τ} (years from valuation date)		0:	1 year	3:	8 years
		1:	3 years	4:	10+ years
		2:	5 years		
Account value-to-guaranteed value ratio, ϕ_{τ}		0:	0.25	4:	1.25
		1:	0.50	5:	1.50
		2:	0.75	6:	2.00
		3:	1.00		
Annualized account charge differential from Table_2 assumptions on page 174 (“MER Delta”), Δ		0:	-100 basis points		
		1:	0 basis points		
		2:	+100 basis points		
Reset utilization rate, $-R_{\tau}$		0:	0%	1:	100%

PolicyContract Attribute	Key: Possible Values & Description
"In-the-money" surrender rate (GMSB only), S	0: 0% 1: 100%

It is important to note that the lookup keys for the factor tables define certain values differently from the parameters (arguments) passed to the lookup/retrieval functions, as indicated in the following table. More details are provided in Step 4 (refer to section 7.1.1.6).

PolicyContract Attribute	Key Interpretation	Function Arguments
Contract maturity age, M	Years from valuation date, i.e., "contract maturity age" less "attained age"	Actual contract maturity age
AV/GV ratio, ϕ	Ratio of current account balance (AV) to guaranteed value (GV)	AV and GV are provided separately
MER Delta, Δ	"actual- MER " less " $assumed-MER$ ", in basis points. Assumed MER s are shown in Table-2 (page 174).	MER (annualized, in basis points per $yearannum$) is passed directly.

Table 5: Grid of Asset Mix Diversification Factors

PolicyContract Attribute	Key: Possible Values and Description
Product definitions, P	G MDB 0: Return-of-premium 1: Roll-up (5% per annum) 2: Maximum anniversary value (MAV) 3: 10-year rollover
	G MMB & G MSB 0: Fixed maturity date 1: 10-year CSV (benefit paid on surrender) 2: Not used 3: 10-year rollover
<u>Guarantee level (% of deposits), G</u>	0: 75% 1: 100%
<u>Reset utilization rate, R</u>	0: 0% 1: 100%
<u>"In-the-money" surrender rate (GMSB only), S</u>	0: 0% 1: 100%

Table 6: Grid of Time Diversification Factors

<u>Contract Attribute</u>		<u>Key: Possible Values & Description</u>
<u>Product definitions, P</u>	GMDB	0: <u>Return-of-premium</u> 1: <u>Roll-up (5% per annum)</u> 2: <u>Maximum anniversary value (MAV)</u> 3: <u>10-year rollover</u>
	GMMB & GMSB	0: <u>Fixed maturity date</u> 1: <u>10-year CSV (benefit paid on surrender)</u> 2: <u>Not used</u> 3: <u>10-year rollover</u>
Guarantee level (% of deposits), <u>G</u>		0: 75% 1: 100%
<u>Fund class, F</u>		0: <u>Not used</u> 1: <u>Money market</u> 2: <u>Fixed income (bond)</u> 3: <u>Balanced</u> 4: <u>Low volatility equity</u> 5: <u>Diversified equity</u> 6: <u>Intermediate risk equity</u> 7: <u>Aggressive, exotic equity</u>
Reset utilization rate, <u>R</u>		0: 0% 1: 100%
"In-the-money" surrender rate (GMSB only), <u>S</u>		0: 0% 1: 100%

~~Table 6: Grid of Time Diversification Factors~~

<u>Policy Attribute</u>		<u>Key: Possible Values and Description</u>
<u>Product definitions, P</u>	GMDB	0: <u>Return-of-premium</u> 1: <u>Roll-up (5% per annum)</u> 2: <u>Maximum anniversary value (MAV)</u> 3: <u>10-year rollover</u>
	GMMB & GMSB	0: <u>Fixed maturity date</u> 1: <u>10-year CSV (benefit paid on surrender)</u> 2: <u>Not used</u> 3: <u>10-year rollover</u>
<u>Guarantee level (% of deposits), G</u>		0: 75% 1: 100%
<u>Fund class, F</u>		0: <u>Not used</u> 1: <u>Money market</u> 2: <u>Fixed income (bond)</u> 3: <u>Balanced</u> 4: <u>Low volatility equity</u> 5: <u>Diversified equity</u> 6: <u>Intermediate risk equity</u> 7: <u>Aggressive, exotic equity</u>
<u>Reset utilization rate, R</u>		0: 0% 1: 100%
<u>"In-the-money" surrender rate (GMSB only), S</u>		0: 0% 1: 100%

7.1.1.5 Step 3 - Retrieval of the Appropriate Nodes

Table 7 provides some sample lookup keys (assuming the annualized fund based charges equal the base assumption, hence $\Delta = 0$), while Table 8 shows the “basic cost” and “basic margin offset” values from the factor grid for some sample GMDB and GMMB policies/contracts. All sample policies/contracts in Table 8 use a 100% guarantee level, base MERs and no resets. As mentioned earlier, the base margin offset factors in the tables assume 100 basis points of available spread. The “margin offset factors” are therefore scaled by the ratio, $\frac{\alpha}{100}$, where α = the actual margin offset (in basis points per annum) for the policy/contract being valued. Hence, the margin factor for the 7th policy/contract is exactly half the factor for node ‘11105214210’ (the 4th sample policy/contract in Table 8) i.e., $0.02093 = 0.5 \times 0.04187$.

Where more than one feature (i.e., guaranteed benefit) is present in a product, unless the insurer has a justifiable alternative for allocating the total available spread between the benefit types (e.g., explicitly defined risk charges), the split should/must be based on the proportionate gross guaranteed benefit costs. An example of this allocation is provided in section 7.1.1.7.

Table 7: Sample Lookup Keys

KEY	NODE TYPE	PRODUCT / GV%	GV ADJUST.	FUND CLASS	ATT. AGE / MAT. AGE	NEXT MAT.	AV/GV	RESET UTIL.%	ITM TERM %
10103214110	A	GMDB-ROP / 100%	Pro rata	Balanced	65 / 80	10+	50%	0%	N/A
200150444110	A	GMMB-fixed / 75%	\$-for-\$	Diverse Diversified equity	55 / 75	5	125%	100%	N/A
3311	B	GMDB_10 / 100%	N/A	N/A	N/A	N/A	N/A	100%	N/A
43100	B	GMDB_10 / 100%	N/A	N/A	N/A	N/A	N/A	0%	N/A
611411	C	GMSB_10 / 100%	N/A	Low volatility equity	N/A	N/A	N/A	100%	100%

A = basic cost and margin offset factors; B = asset mix diversification factors; C = time diversification factors.

Table 8: Sample Nodes on the Basic Factor Grids

KEY	PRODUCT	GV ADJUST.	FUND CLASS	ATT. AGE / MAT. AGE	NEXT MAT.	AV/GV	OFFSET	COST FACTOR	MARGIN FACTOR
10113124310	GMDB ROP	\$-for-\$	Balanced	55 / 80	10+	1.00	100	0.01802	0.05762
10113214310	GMDB ROP	\$-for-\$	Balanced	65 / 80	10+	1.00	100	0.03926	0.04747
10113302310	GMDB ROP	\$-for-\$	Balanced	75 / 80	5	1.00	100	0.04443	0.02653

11105214210	GMDB 5% rollup	Pro-rata	<u>DiverseDiversified</u> equity	65 / 80	10+	0.75	100	0.16780	0.04187
11105214310	GMDB 5% rollup	Pro-rata	<u>DiverseDiversified</u> equity	65 / 80	10+	1.00	100	0.13091	0.04066
11105214410	GMDB 5% rollup	Pro-rata	<u>DiverseDiversified</u> equity	65 / 80	10+	1.25	100	0.09925	0.03940
11105214210	GMDB 5% rollup	Pro-rata	<u>DiverseDiversified</u> equity	65 / 80	10+	0.75	50	0.16780	0.02093
231050513100	GMMB_10	<u>Pro-rataPro-rata</u>	<u>DiverseDiversified</u> equity	55 / 75	3	1.00	100	0.32250	0.05609
231050523100	GMMB_10	Pro-rata	<u>DiverseDiversified</u> equity	55 / 75	5	1.00	100	0.25060	0.05505
231050533100	GMMB_10	<u>Pro-rataPro-rata</u>	<u>DiverseDiversified</u> equity	55 / 75	8	1.00	100	0.16758	0.05545

7.1.1.6 Step 4 - Use of Supplied Functions supplied functions to Determine determine the Requirement capital requirement

Special functions have been supplied in the file “SegFundFactorCalc.dll” (C++ dynamic linked library) to retrieve the “cost,” “margin offset” and “diversification” factors from the factor files and perform the multidimensional linear interpolation. Custom functions integrated—within a Microsoft® Visual Basic “add-in” are provided in the file “AMFFactorCalcAMFCalcFacteurs.xla” so that the C++ routines can be called directly from Microsoft Excel through VBA.¹⁵⁰ The function arguments are described in Table 9. Not all parameters apply to all functions (i.e., some are optional and/or not applicable). The keys for the input parameters are given in Table 4 (page 184).

Installation—instructions Instructions for installing the application are given in section 7.1.1.7.

¹⁵⁰ Visual Basic Edition Applications.

Table 9: Input Parameters (Arguments) to Supplied Lookup/Retrieval Functions

Input parameter – Variable name	Variable type	Description
<i>B</i> – BenefitType	Long integer	Benefit type code (1=GMDB, 2=GMMB/GMSB) <u>⌋</u>
<i>P</i> – ProductCode	Long integer	Product definition code <u>⌋</u>
<i>G</i> – GuarCode	Long integer	Guarantee level code <u>⌋</u>
<i>A</i> – GVAdjustCode	Long integer	GV adjustment upon partial withdrawal <u>⌋</u>
<i>F</i> – FundCode	Long integer	Fund class code <u>⌋</u>
<i>M</i> – FinalMatAge	Floating point double	Contract maturity age of annuitant (in years) <u>⌋</u>
<i>X</i> – AttainedAge	Floating point double	Attained age of annuitant (in years) <u>⌋</u>
<i>T</i> – TimeToMat	Floating point double	Time to next maturity date (in years) <u>⌋</u>
<i>AVGV</i> – MVGV	Floating point double	Ratio of account balance to guaranteed value (<i>AV</i> / <i>GV</i>) <u>⌋</u>
<i>MER</i> – MER	Floating point double	Total equivalent account charges (annualized, in bps) <u>⌋</u>
<i>R</i> – ResetUtil	Floating point double	Reset utilization rate (from 0 to 1) <u>⌋</u>
<i>S</i> – SurrenderUtil	Floating point double	“In-the-money” termination rate (from 0 to 1) <u>⌋</u>
<i>RC</i> – RiskCharge	Floating point double	Margin offset (annualized, in basis points) <u>⌋</u>
<i>AV</i> _⌋ – AccountValue	Floating point double	Current account balance, in dollars <u>⌋</u>
<i>GV</i> – GuarValue	Floating point double	Current guaranteed value, in dollars <u>⌋</u>
<i>DF</i> – FundDivAdj	Floating point double	The fraction of the asset mix diversification adjustment reflected in the adjusted cost factor (from 0 to 1) <u>⌋</u>
<i>DT</i> – TimeDivAdj	Floating point double	The fraction of the time diversification adjustment reflected in the adjusted cost factor (from 0 to 1) <u>⌋</u>

Refer to page 183 for instructions on setting the parameters for *DF* and *DT*.

Using the notation given earlier,

$$\begin{aligned}
 TGCR &= GV \times h(\circ) \times w(\circ) \times \text{basic cost factor} - \frac{\alpha}{100} \times \cancel{AV} \times \text{basic margin factor} \\
 &= GV \times h(\circ) \times w(\circ) \times f(\tilde{\theta}) - \frac{\alpha}{100} \times AV \times g(\tilde{\theta}) \\
 &= GV \times \hat{f}(\tilde{\theta}) - AV \times \hat{g}(\tilde{\theta})
 \end{aligned}$$

$$= \hat{F}(\tilde{\theta}) - AV \times \hat{G}(\tilde{\theta})$$

The VBA functions are:

GetCostCout(B; P; G; A; F; M; X; T; AV; GV; MER; R; S; RC; DF; DT)

Calculates the *adjusted dollar cost* $\hat{F}(\tilde{\theta})$, interpolating between nodes where necessary. S and RC are required arguments, but RC is ignored in the calculations (i.e., the margin offset does not affect the “cost” component). Also, S is ignored for GMDB calculations (i.e., $S = 0$ if $B = 1$). DF and DT are optional, but assumed to be zero if not supplied.

GetMarginMarge(B; P; G; A; F; M; X; T; AV; GV; MER; R; S; RC; DF; DT)

Calculates the *adjusted dollar margin offset* $\hat{G}(\tilde{\theta})$, interpolating between nodes where necessary. S is required, but ignored for GMDB calculations (i.e., $S = 0$ if $B = 1$). DF and DT are optional, but ignored regardless (i.e., the diversification factors only apply to the “cost” component).

GetTGCR(B; P; G; A; F; M; X; T; AV; GV; MER; R; S; RC; DF; DT)

Calculates the *Adjusted Dollar adjusted dollar* TGCR = $\hat{F}(\tilde{\theta}) - \hat{G}(\tilde{\theta})$, interpolating between nodes where necessary. S is required, but ignored for GMDB calculations (i.e., $S = 0$ if $B = 1$). DF and DT are optional, but assumed to be zero if not supplied. ~~XXXX~~

To retrieve the *basic cost factor* $f(\tilde{\theta})$, use the GetCostCout function with $AV = AV/GV$, $GV = 1$ and $DF = DT = 0$. Similarly, the *basic margin factor* $g(\tilde{\theta})$ may be obtained by calling GetMarginMarge with $GV = GV/AV$, $AV = 1$ and $RC = 100$.

For reference, the underlying C++ routines are listed below. These tools are also available as VBA functions where the name is prefixed with an “x” (e.g., xGetGMDBCostFactor).

GetGMDBCostFactor(P; G; A; F; M; X; T; AV; GV; MER; R)

Calculates the GMDB *basic cost factor* $f(\tilde{\theta})$, interpolating between nodes where necessary.

GetGMDBMarginFactor(P; G; A; F; M; X; T; AV; GV; MER; R; RC)

Calculates the GMDB *scaled margin offset factor* $\hat{g}(\tilde{\theta})$, interpolating between nodes where necessary. In this case, the basic (i.e., tabular) margin offset factor has already been scaled by the ratio $\frac{\alpha}{100}$ to account for the actual available spread. To extract the tabular factor $g(\tilde{\theta})$, use $RC = 100$.

GetGMDBFundDiversification(P; G; R)

Calculates the GMDB *asset mix diversification factor* $h(\tilde{\theta})$, interpolating between nodes where necessary.

[GetGMDBTimeDiversificationDiversificationChronoPDMG](#)($P_{\tilde{t}}$; $G_{\tilde{t}}$; $F_{\tilde{t}}$; R)

Calculates the GMDB *time diversification factor* $w(\tilde{\theta})$, interpolating between nodes where necessary. Currently, $w(\tilde{\theta}) = 1$ for all nodes, so this function call is unnecessary for GMDB.

[GetGMMBCostFactorFacteurCoutPEMG](#) ($P_{\tilde{t}}$; $G_{\tilde{t}}$; $A_{\tilde{t}}$; $F_{\tilde{t}}$; $M_{\tilde{t}}$; $X_{\tilde{t}}$; $T_{\tilde{t}}$; $AVGV_{\tilde{t}}$; $MER_{\tilde{t}}$; R ; S)

Calculates the GMMB/GMSB *basic cost factor* $f(\tilde{\theta})$, interpolating between nodes where necessary.

[GetGMMBMarginFactorFacteurMargePEMG](#)($P_{\tilde{t}}$; $G_{\tilde{t}}$; $A_{\tilde{t}}$; $F_{\tilde{t}}$; $M_{\tilde{t}}$; $X_{\tilde{t}}$; $T_{\tilde{t}}$; $AVGV_{\tilde{t}}$; $MER_{\tilde{t}}$; $R_{\tilde{t}}$; S ; RC)

Calculates the GMMB/GMSB *scaled margin offset factor* $\hat{g}(\tilde{\theta})$, interpolating between nodes where necessary. In this case, the basic (i.e., tabular) margin offset factor has already been scaled by the ratio $\frac{\alpha}{100}$ to account for the actual available spread. To extract the tabular factor $g(\tilde{\theta})$, use $RC = 100$.

[GetGMMBFundDiversificationDiversificationFondsPEMG](#)(P ; G ; R ; S)

Calculates the GMMB/GMSB *asset mix diversification factor* $h(\tilde{\theta})$, interpolating between nodes where necessary.

[GetGMMBTimeDiversificationDiversificationChronoPEMG](#)(P ; G ; F ; R ; S)

Calculates the GMMB/GMSB *time diversification factor* $w(\tilde{\theta})$, interpolating between nodes where necessary.

7.1.1.7 Installing and Using the AMF Factor Calculation Routines

The files shown in Table 10 comprise the “AMF factor calculation” tools supplied by the AMF to assist the insurer in calculating the TGCR for GMDB, GMMB and GMSB options.

Table 10: AMF Factor Calculation Tools – Required Files

File name	Description
Setup.exe	Windows® setup program to unzip and install the calculation tools.
AMFCalcFacteurs.xla	Microsoft® Excel Visual Basic add-in. This functionality ‘wraps’ the C++ routines, allowing them to be called directly from Microsoft Excel® workbooks (i.e., can be invoked the same way as built-in Excel functions).

File name	Description
SegFundFactorCalc.dll	The C++ dynamic linked library that contains the lookup and interpolation functions as described in section 7.1.1.7.
GMMDBFactors_CTE95.csv GMMBFactors_CTE95.csv	Comma-separated value (text format) files containing the factors and parameters described in Step 2 (refer to section 7.1.1.4). Each “row” in the file corresponds to a test <u>policy contract</u> as identified by the lookup keys shown in Table 4 (page 184). Each row consists of three (3) entries and is terminated by -line break and line feed characters. See Step 2 (refer to section 7.1.1.4) for more details. Files including factors at the CTE (80) confidence level are also provided.

Initial installation of the AMF factor calculation routines

Run the setup utility and follow the instructions. This will unzip (decompress) the files and register the DLL file in the Windows program registry.

Using the AMF factor calculation routines

1. Open “~~AMFFactorCalc~~AMFCalcFacteurs.xla” in Microsoft® Excel.
2. When the dialogue box appears, select the appropriate CTE confidence level for calculation (either CTE (95) or CTE (80)). This function controls which factor tables are read into memory. For a given workbook, only a single set of factor files can be accessed (i.e., either CTE (80) or CTE (95)).

Notes on VBA functions

- The Microsoft® add-in must be loaded (in Excel) before the VBA functions can be called.
- The factor files and the Microsoft® Excel add-in (*.xla) must reside in the same directory.
- To view the VBA program, press “Alt-F11.”
- As with the built-in Excel functions, the Excel VBA function call must be preceded by a “+” or “=” character.

Example: Calculation Tool

Suppose a policy contract has the parameters as specified in the table below. Further, assume that the portfolio satisfies the criteria to apply the “time diversification” factors.

Parameter / Attribute	Value	Description / Notes
Account value (AV)	\$90.00	Total account value at valuation date, in dollars.
Original deposit	\$100.00	Original deposit, in dollars.
GMDB (GV)	\$100.00	Current guaranteed death maturity benefit, in dollars.
GMMB (GV)	\$100.00	Current guaranteed minimum maturity benefit, in dollars.
Guarantee level	100%	Initial guaranteed value as % of original deposit.
Gender	Female	Use 4-year age setback for X and M (GMDB only).
Actual attained age (X)	62	Attained age at the valuation date (in years).
Contract maturity age (M)	85	Contract maturity age (in years).
Time to next maturity (T), GMDB	23	Time to next maturity/rollover date (in years).
Time to next maturity (T), GMMB	3	Time to next maturity/rollover date (in years).
GV adjustment	Pro-rata	GV adjusted pro-rata by MV upon partial withdrawal.
Fund class	Diversified equity	Contract exposure mapped to diversified equity as per the Fund categorization instructions in Step-1 (refer to section 7.1.1.3).
MER	265	Total charge against policyholder funds (bps).
GMDB product code (P)	0	Product definition code as per lookup key in Table-4 (page 4-184).
GMMB product code (P)	3	Product definition code as per lookup key in Table-4 (page 4-184).
Guarantee level code (G)	1	Guarantee code as per key in Table-4 (page 184).
GV adjustment code (A)	0	GV adjustment upon partial withdrawal as per Table-4 (page 184).
Fund code (F)	5	Fund class code as per lookup key in Table-4 (page -184).
GMMB reset utilization (R)	0.35	Reset utilization rate (from 0 to 1).
"In-the-money" terminations surrender (S)	0	"In-the-money" termination rate (from 0 to 1).

Parameter / Attribute	Value	Description / Notes
Total allocated spread (RC)	80	Total margin offset (bps p.a.) for GMDB & GMMB combined.
Asset mix diversification (DF)	1	Credit for asset mix diversification.
Time diversification (DT)	1	Credit for time diversification (GMMB).

Using the notation from section 7.1.1.1,

$$TGCR = GV \times h(\circ) \times w(\circ) \times \text{basic cost factor} - \frac{\alpha}{100} \times AV \times \text{basic margin factor}$$

$$= GV \times h(\circ) \times w(\circ) \times f(\tilde{\theta}) - \frac{\alpha}{100} \times AV \times g(\tilde{\theta})$$

$$= \cancel{VGGV} \times \hat{f}(\tilde{\theta}) - AV \times \hat{g}(\tilde{\theta})$$

$$= \hat{F}(\tilde{\theta}) - AV \times \hat{G}(\tilde{\theta})$$

$$\hat{f}_{GMDB}(\tilde{\theta}) = \text{GetCostCout}(1; 0; 1; 0; 5; 81; 58; 23; 0.9; 1; 265; 0; 0; 80; 1; 1)$$

$$= \underline{0.04592}$$

$$\hat{f}_{GMMB}(\tilde{\theta}) = \text{GetCostCout}(2; 3; 1; 0; 5; 85; 62; 3; 0.9; 1; 265; 0.35; 0; 80; 1; 1)$$

$$= \underline{0.32849}$$

In the absence of specific and well-defined risk charges for each guaranteed benefit, ~~we allocate~~ the total spread is allocated based on the claims cost ~~and obtain, giving~~ (in bps per annum):

$$\alpha_{GMDB} = \frac{0.04592}{(0.04592+0.32849)} \times 80 = 0.12264 \times 80 = 9.81 \text{ basis points per annum available to fund the GMDB claims and } \alpha_{GMMB} = 80 - 9.81 = 70.19 \text{ bps } \underline{\text{p-a-per annum}}$$

to fund GMMB payouts.

$$\hat{F}_{GMDB}(\tilde{\theta}) = \text{GetCostCout}(1; 0; 1; 0; 5; 81; 58; 23; 90; 100; 265; 0; 0; 9.81; 1; 1)$$

$$= \underline{\$4.59} = 0.04592 \times \$100$$

$$\hat{F}_{GMMB}(\tilde{\theta}) = \text{GetCostCout}(2; 3; 1; 0; 5; 85; 62; 3; 90; 100; 265; 0.35; 0; 70.19; 1; 1)$$

$$= \underline{\$32.85} = \underline{\$0.32849} \times \$100$$

For reference, the *basic cost factors* (i.e., before diversification adjustments) are:

$$f_{GMDB}(\tilde{\theta}) = \text{GetCostCout}(1; 0; 1; 0; 5; 81; 58; 23; 0.9; 1; 265; 0; 0; 9.81)$$

$$= \underline{0.04794}$$

$$\hat{f}_{GMMB}(\tilde{\theta}) = \text{GetCostCout}(2; 3; 1; 0; 5; 85; 62; 3; 0.9; 1; 265; 0.35; 0; 70.19) \\ = 0.36461$$

$$g_{GMD B}(\tilde{\theta}) = \text{GetMarginMarge}(1; 0; 1; 0; 5; 81; 58; 23; 0.9; 1; 265; 0; 0; 100) \\ = 0.04697$$

$$g_{GMM B}(\tilde{\theta}) = \text{GetMarginMarge}(2; 3; 1; 0; 5; 85; 62; 3; 0.9; 1; 265; 0.35; 0; 100) \\ = 0.06890$$

$$\hat{G}_{GMD B}(\tilde{\theta}) = \text{GetMarginMarge}(1; 0; 1; 0; 5; 81; 58; 23; 90; 100; 265; 0; 0; 9.81) \\ = \$0.41 \underline{\hspace{1cm}} = 0.04697 \times \$90 \times \left(\frac{9.81}{100}\right)$$

$$\hat{G}_{GMM B}(\tilde{\theta}) = \text{GetMarginMarge}(2; 3; 1; 0; 5; 85; 62; 3; 90; 100; 265; 0.35; 0; 70.19) \\ = \$4.35 \underline{\hspace{1cm}} = 0.06890 \times \$90 \times \left(\frac{70.19}{100}\right)$$

$$TGCR_{GMD B} = \text{GetTGCRTBFPR}(1; 0; 1; 0; 5; 81; 58; 23; 90; 100; 265; 0; 0; 9.81; 1; 1) \\ = \$4.18 \\ = \$4.59 - \$0.41$$

$$TGCR_{GMM B} = \text{GetTGCRTBFPR}(2; 3; 1; 0; 5; 85; 62; 3; 90; 100; 265; 0.35; 0; 70.19; 1; 1) \\ = \$28.50 \\ = \$32.85 - \$4.35$$

Finally, the TGCR for the policycontract is $\$4.18 + \$28.50 = \$32.68$.

The asset mix and time diversification factors may also be obtained through additional function calls by setting *DF* or *DT* to zero as required and solving for the other factor. For example, if we set *DF* = 1 and *DT* = 0, we obtain for the GMMB component:

$$0.34307 = \text{GetCostCout}(2; 3; 1; 0; 5; 85; 62; 3; 0.9; 1; 265; 0.35; 0; 80; 1; 0).$$

However, with *DF* = 1 and *DT* = 1, we obtained $\hat{f}_{GMMB}(\tilde{\theta}) = 0.32849$ (see above in this section). Hence, the GMMB time diversification factor is equal to $0.9575 = \frac{0.32849}{0.34307}$.

7.1.1.8 Margin Offset Adjustment

The total equivalent account charge (“*MER*”) is meant to capture all amounts that are deducted from policyholder funds, not only those that are commonly expressed as spread-based fees. The *MER* must include (but not be limited to) the following: investment management fees, mortality and expense charges, administrative—loads, policyadministration expenses, contract fees and risk premiums. It must be expressed as an equivalent annual basis point charge against account value. It may be necessary to estimate an equivalent *MER* if there are fees withdrawn from policyholder accounts that are not expressed as basis point charges against account value.

The margin offset, α , represents the total amount available to fund the guaranteed benefit claims and amortization of the unamortized surrender charge allowance after considering most other policycontract expenses (including overhead). The margin offset, expressed as an equivalent annual basis point charge against account value, shouldmust be deemed permanently available in all future scenarios. However, the margin offset shouldmust not include per policycontract charges (e.g., annual policycontract fees) since these are included in fixed expenses. It is often helpful to interpret the margin offset as $\alpha = \text{RFGMER} - X$, where X is the sum of the following:

- Investment management expenses and advisory fees
- Commissions, bonuses (dividends) and overrides
- Maintenance expenses
- Amounts required to amortize unamortized acquisition costs (net of available surrender charges).

7.1.1.9 Determining the Capital Requirement

To determine the capital requirement, the TGCR must be separately calculated for these two sets of policiescontracts:

Set_1: businesscontracts written prior to January 1, 2011

Set 2: businesscontracts written on or after January_1, 2011.

The TGCR for the totality of the segregated funds guarantee exposure (the total TGCR) corresponds to the sum of 115% of Set 1 TGCR and of 130% of Set 2 TGCR.

Net TGCR is obtained by subtracting the credit for reinsurance ceded from the total TGCR. Lastly, the required capital requirement is obtained by subtracting the net-actuarial liabilities for net insurance contracts held from the net TGCR.

7.1.2 Expected Payment Date Method

To obtain the capital requirement, the calculations set out in the following steps must be done separately for these two sets of policiescontracts:

Set_1: businesscontracts written prior to January 1, 2011

Set 2: businesscontracts written on or after January_1, 2011.

For all calculations, the values of CTE (95) calculated using the AMF software tool must be multiplied by 115% for the contracts in Set 1 and by 130% for the contracts in Set 2, respectively.

Step 1: Partition of contracts into three groups

Segregated fund guarantee contracts are partitioned into three groups based on time-to-maturity and annuitant age characteristics as of quarter-end:

Group	Characteristics
1	Contracts with time to maturity less than or equal to 1-year or annuitant age greater than or equal to 85.
2	Contracts with time to maturity greater than 1-year and annuitant age less than 85 but <i>not including</i> contracts with time to maturity greater than 5-years and annuitant age less than 80-years.
3	Contracts with time to maturity greater than 5-years and annuitant age less than 80-years.

Step 2: Allocation of ~~the insurance contract liabilities for~~ segregated fund ~~guarantee liability guarantees~~ to the three groups

The ~~insurance contract liabilities for~~ segregated fund ~~guarantee liability guarantees~~ for the portfolio as a whole, ~~which is~~ (determined in accordance with CIA *Standards of Practice*, ~~is~~) ~~are~~ allocated to the three groups based on the CTE (80) requirements determined by the AMF software tool. In particular, if L represents the ~~liabilities for net insurance contracts held for~~ segregated fund ~~guarantee liability guarantees~~ for the portfolio as a whole (determined in accordance with CIA *Standards of Practice*), R_i represents the sum of the CTE (80) requirements for contracts in group i ~~determined by~~ ~~calculated using~~ the AMF software tool, and L is positive, then the ~~insurance contract~~ liability allocated to group i is:

$$L_i = \alpha_i \times L$$

where:

$$\alpha_i = \frac{\max(R_i ; 0)}{\max(R_1 ; 0) + \max(R_2 ; 0) + \max(R_3 ; 0)}$$

if:

~~If~~ $L \leq 0$, ~~so then~~ the ~~the liability insurance contract liabilities~~ allocated to each group is 0.

Step 3: Calculation of capital requirement for contracts in group 1

The capital requirement for contracts in group 1 is calculated as the difference between the TGCR for contracts in group 1 and L_1 , the ~~actuarial insurance contract~~ liability allocated to group 1. The TGCR for contracts in group 1 is the sum of the contract-specific total gross capital required for group 1.

The contract-specific TGCR for group 1 is equal to:

$$\text{CTE (95)} + 50\% \times (\text{CTE (95)} - \text{CTE (80)})$$

where:

the CTE (80) and CTE (95) values are calculated using the AMF software tool.

Step 4: Calculation of capital requirement for contracts in group_2

The capital requirement for ~~contracts~~contracts in group_2 is calculated as the difference between the TGCR for contracts in group_2 and L_2 , the ~~actuarial~~insurance contract liability allocated to group_2. The TGCR for contracts in group 2 is the sum of the contract-specific total gross capital required for group 2. The contract-specific TGCR for group 2 is determined as CTE (95), where the CTE (95) values are calculated using the AMF software tool.

Step_5: Calculation of capital requirement for contracts in group_3

The capital requirement for contracts in group 3 is determined as the sum of:

- 95% of the previous quarter-end capital requirement amount for contracts classified as group_3 as at the previous quarter-end; and
- 5% of the excess of the current quarter CTE (95) amounts for group_3 over L_3 ,

subject to:

- a floor of $\text{CTE (95)} - 25\% \times (\text{CTE (95)} - \text{CTE (80)}) - L_3$; and
- a cap of $\text{CTE (95)} - L_3$.

Here CTE (80) and CTE (95) represent respectively the sums of the current quarter CTE (80) and CTE (95) amounts for group 3 determined using the AMF software tool.

Step_6: Calculation of capital requirement for the portfolio as a whole

The capital requirement for the portfolio as a whole is calculated as the sum of ~~115% of~~ the required capital amounts of Set 1 determined in Steps_3,_4 and 5 and ~~of 130% of~~ the required capital amounts of Set 2 determined in Steps_3,_4 and 5.

Additional information

An insurer using this method must disclose this in the Capital Guideline Certification Report and provide information on the required capital amounts according to the defined time-to-maturity and annuitant age groups.

The AMF expects insurers using this method to perform on an annual basis, or more frequently as necessary, forward projections of capital requirements, particularly when the

time-to-maturity and annuitant age profiles of the insurer's contracts are such that a large number of contracts are expected to migrate from one of the defined groups to another.

7.2 Internal Model

The AMF may authorize the use of an internal model¹⁵¹ to calculate capital requirements ~~to for segregated fund~~ guarantee risk ~~on segregated funds~~, for Canadian business as well as for foreign business. An insurer seeking to use its internal model to calculate the segregated fund capital requirement must meet the requirements outlined below and obtain prior authorization from the AMF.

When an insurer submits an application to the AMF for authorization, it must be in a position to show that the model is fully documented and used. In addition, key internal model limitations ~~should~~must be reported and documented. Circumstances under which the internal model does or does not function effectively ~~should~~must also be documented.

A detailed description of the requirements is provided in the following sections. The requirements pertaining to the use of hedging strategies only apply to an insurer who has submitted an application to this effect.

7.2.1 Key Phases Leading to Authorization

The authorization process for using an internal model consists of the following four distinct and consecutive phases:

1. formal application
2. implementation work for the purposes of calculating the capital requirement and parallel calculations
3. granting of the authorization
4. continuous monitoring.

To ensure the appropriateness of the process and to authorize the insurer to use its internal model to calculate capital requirements, the first three phases must be completed.

7.2.1.1 Phase 1: Formal Application

In Phase 1, the insurer must submit to the AMF the formal application and various documents required for the authorization process.

¹⁵¹ The expression "internal model" includes all the processes, methods, controls, models as well as computer and data collection systems used to assess the segregated funds risk.

A model is a subcomponent of the internal model. For the purpose of this guideline, a model is defined as the assembly of the concepts representing in a simplified way an actual item so as to understand and forecast its behaviour with statistical, financial, economic, mathematical or other concepts. A model includes assumptions, data and algorithms.

Documents required

The formal application to the AMF must include the following documents:

1. ~~Aa~~ cover letter from the chief risk officer addressed to the AMF with the following information:
 - a. the progress of the implementation work and a self-assessment of compliance with the requirements outlined in sections ~~7.2.2 to 7.2.8~~ 7.2.2 to 7.2.8 (the “Requirements”), specifying the nature and extent of the work required to be completed;
 - b. details of the information submitted to the Board of Directors (or a committee designated by it) concerning the work to implement the internal model;
2. a copy of the resolution:
 - a. of a committee designated by the Board of Directors recommending that the Board of Directors approve the formal application to the AMF, as the case may be;
 - b. of the Board of Directors approving that the formal application be submitted;
3. a description of the compliance self-assessment process, including each party’s roles and responsibilities;
4. a self-assessment of compliance with ~~respect to~~ the Requirements according to the four criteria;¹⁵²
5. a statement from the chief risk officer to the effect that the compliance self-assessment is accurate;
6. a list of the work performed by the validation team and the internal audit, particularly the work that led to the opinions, the work with respect to operations, and the work with respect to internal operating controls as they pertain to the authorization process. At the request of the AMF, a description of the work may be required;
7. documentation in accordance with the Requirements;
8. compliance gaps for which the insurer intends to request an exemption from the AMF;
9. the implementation plan approved by the Board of Directors and a negative assurance opinion from internal audit with respect thereto, particularly as regards the ability to execute the implementation plan and the sufficiency of financial and human resources;
10. a positive assurance opinion from internal audit with respect to all the documents required for the formal application, the adequacy of the compliance self-assessment and the design and effectiveness of the operational controls put in place.

¹⁵² These four criteria are: the formal framework, the operationalization of the formal framework, reporting, and the controls in place. The definitions of the four criteria are outlined in section 7.2.1.5. Not all criteria may be relevant to certain measures of success.

On receipt of the information, the AMF will determine whether additional information is required from the insurer. The AMF will also contact the insurer for assurance that its implementation plan is consistent and realistic.

Self-assessment

The insurer must submit to the AMF a compliance self-assessment. The self-assessment must be based on the Requirements of the four criteria with which the measures of success will be associated.

Implementation plan

The insurer must submit its implementation plan to the AMF. At minimum, the plan must contain the following information:

1. the action plans containing the measures to close any gaps;
2. a detailed implementation schedule of the action plans for each gap identified, as required;
3. the financial resources allotted and the number and expertise of the human resources and their expertise;
4. the template that will be used to produce the quarterly compliance monitoring report.

The risk management function will be required to submit a quarterly report on the progress of the work in respect of the implementation plan until authorization is obtained.

The AMF will periodically monitor the progress of the work to achieve compliance with the Requirements. The AMF expects the insurer's work to progress according to the implementation plan submitted.

The insurer can complete the implementation work during Phase 1. In such a case, the requirements outlined in Part 2A apply to the work.

7.2.1.2 Phase 2: Implementation Work and Parallel Calculations

Phase 2 has two parts: the implementation work and the parallel calculations. Both are described below.

Part 2A: Implementation work

In this part, the insurer must provide the AMF with a quarterly monitoring and compliance report including:

1. a quarterly update of the schedule;
2. a quarterly update of the compliance self-assessment;
3. a quarterly update of the documentation satisfying the Requirements;

4. the documents in connection with the authorization application sent to the Board of Directors (or a committee designated by it) during the quarter;
5. compliance gaps for which the insurer intends to request an exemption from the AMF;
6. the negative assurance opinion issued by internal audit with respect to the quarterly monitoring and compliance report;
7. the negative assurance opinion issued by the validation team with respect to the technical aspects of the internal model used for the Requirements.

Part 2B: Parallel calculations

In Part 2B, the AMF will review the validity of the capital requirement calculations. Quantitative compliance gaps must be resolved before the beginning of Part 2B. Non-quantitative compliance gaps may be addressed at the same time as the present part. Where applicable, the requirements outlined in Part 2A apply.

In Part 2B, the insurer must produce and provide the AMF with a report on the results of its capital requirement calculations for four consecutive quarters.

The AMF will review the work underway and decide whether the insurer can advance to the next phase.

7.2.1.3 Phase 3: Granting of the Authorization

During this phase, the AMF grants authorization provided the previous phases have been successfully completed and the Requirements have been satisfied.

An updated version of the formal application filed in Phase 1 must be submitted to the AMF at the end of the implementation work reflecting all the changes made since the initial filing. The following documents must be included with the updated application:

1. a compliance self-assessment;
2. an updated statement signed by the chief risk officer attesting to the adequacy of the compliance self-assessment;
3. a positive assurance opinion from the internal audit and the validation team covering:
 - a. all the documents submitted to the AMF;
 - b. the adequacy of the compliance self-assessment based on the four criteria, including the technical requirements described in these documents;
 - c. the design and effectiveness of the internal operating controls put in place;
4. a copy of the resolution showing that the Board of Directors received all the information required to assume its responsibilities with respect to the internal model;
5. the compliance gaps for which the insurer requested an exemption from the AMF.

AMF authorization means the insurer must use its internal model to calculate its capital requirements.

7.2.1.4 Phase 4: Continuous Monitoring

This last phase begins when final authorization is granted. As of that date, the insurer must be continuously in compliance with the Requirements.

The insurer must also show that the processes and procedures put in place remain effective. To this end, the chief risk officer must submit to the AMF an annual statement of compliance containing the following information:

1. the compliance gaps for which the insurer requested an exemption from the AMF. A reassessment of these exemptions (e.g., on the basis of a change in the positions or in the portfolios) must be submitted annually along with justification for maintaining or removing the exemption;
2. changes made to the internal capital requirement calculation model;
3. the compliance self-assessment.

Internal audit must issue a negative assurance opinion on the first two points mentioned above. The validation team must issue a positive assurance opinion on the technical aspects of the internal model used with respect to the Requirements and on the second point. Internal audit must also submit to the AMF a positive assurance opinion annually with respect to the work performed during the year through its multi-annual review as to:

1. the adequacy of the compliance self-assessment based on the four criteria and the chief risk officer's statement of compliance with respect thereto;
2. the design and effectiveness of the internal operating controls put in place.

As part of its work for the year, internal audit must at least include the elements that have been modified since the previous review.

As well, the insurer must provide the AMF with a continuous monitoring report. The content of this report is defined in section 7.2.10.

Changes

If changes are made to the internal model, the insurer must demonstrate to the AMF that it still respects the Requirements. The notion of material and non-material changes and the AMF's expectations with respect to these changes are outlined in section ~~7.2.9~~.7.2.9.

Unresolved compliance gaps

Any unresolved compliance gaps (i.e., deemed non-material by the AMF) remaining after the date authorization is granted and for which the AMF did not grant an exemption must be eliminated within a time frame established by the AMF that does not exceed three years. During this time, a quarterly monitoring and compliance report must be submitted

to the AMF. An annual statement from the chief risk officer documenting the progress of the work to eliminate the unresolved compliance gaps must be submitted to the AMF. As well, internal audit must issue, quarterly, a negative assurance opinion on the quarterly monitoring and compliance report and issue, annually, a negative assurance opinion on the chief risk officer's statement.

Internal audit must issue a positive assurance opinion on the compliance self-assessment once the compliance gaps are resolved.

7.2.1.5 Definitions of the Four Criteria

The compliance self-assessment must be made on the basis of the four criteria below. The use of the criteria provides a framework for the self-assessment and ensures that all the Requirements are covered. Not all criteria may be relevant to certain measures of success. The self-assessment must be conducted only for the criteria that are relevant for each measure of success.

Formal framework

This criterion encompasses the formal framework put in place by the insurer and must include, particularly, the policies, methodologies, mandates and roles and responsibilities approved by the Board of Directors.

Operationalization of the formal framework

This criterion covers the means used to ensure the insurer operationalizes the formal framework. It refers to the systems, procedures and associated documents that support the effective operation of the formal framework.

Reporting

This criterion covers all the means used to communicate, particularly to the chief risk officer, senior management and the Board of Directors, the insurer's status in relation to the formal framework. These means can take the form of a status of a project or of compliance against a benchmark on an ongoing basis. Reporting must include formal mechanisms and be subject to monitoring by senior management and the Board of Directors.

Controls

This criterion addresses the controls put in place to ensure, among other things, that the formal framework is appropriately operationalized and that the source data and calculations are reliable.

7.2.2 Documentation

The AMF expects the internal model documentation to be complete, consistent and up to date. The AMF expects the documentation (i.e., the documents drafted by the insurer, books, scientific papers, third-party documents, etc.) to be sufficient to allow an

independent expert (internal or external) to replicate, if necessary, the results obtained and to assess the work performed concerning the internal model. Work performed by third parties does not relieve the insurer of its documentation obligations.

Any differences between the assumptions, stochastic models and modeling structure used in the valuation of actuarial insurance contract liabilities, the calculation of capital requirements, the hedging strategy and the pricing must be clearly identified and justified in the documentation.

The documentation must include the following elements:

1. A description of the segregated funds and products:
 - a) a brief description of the products, the mathematical representation of the products in the internal model, and the divergence between the actual products sold and their mathematical representation;
 - b) a description of the portfolio based on the material risk factors:
 - the guarantee;
 - the term before the maturity date of the guarantee;
 - the accumulation and withdrawal phase;
 - the ageages of the policyholders insureds;
 - c) the description of the segregated funds:
 - asset value;
 - management style;
 - investment policy;
 - allocation of assets under management with their respective benchmarks;
 - d) a summary of the management fees and fees charged for the guarantee by product and segregated fund category;
 - e) a description of the general fees, commissions, redemption fees and commission recapture scales.
2. A description of the internal model:
 - a) Aa description of the assessment method used to calculate TGCR:
 - bifurcated or global approach;
 - global method or expected payment date method;
 - with or without recognition of the hedging strategy;
 - level of aggregation (product, year of issue, market segment, etc.);
 - discount rate;
 - b) a description of the data used for the calculations and their source;
 - c) a description of the random number generator;

- d) a description of the real world economic scenario generator:
- its scope (interest rates, bond indexes, stock market indexes, inflation, etc.);
 - justification for generator selection;
 - number of scenarios and projection frequency (time steps);
 - determination of parameters and data used;
 - mathematical description of models (e.g., an interest rate model, a model to generate stock market returns and a model to generate bond yields, etc.);
 - a description of the data used;
 - a detailed description of the calibration methods used for the econometric models;
 - modeling of hedge assets;
 - analysis of the basis risk for the method to replicate the funds for the funds with the highest exposure;
- e) a description of the risk-neutral economic scenario generator used in the hedging strategy, if applicable:
- ~~its~~ scope (interest rates, bond indexes, stock market indexes, inflation, etc.);
 - justification for generator selection;
 - number of scenarios and projection frequency (time steps);
 - determination of parameters and data used;
 - mathematical description of sub-models used (e.g., an interest rate model and a model to generate stock market returns);
 - a description of the data used;
 - a detailed description of the calibration methods used for the econometric models;
- f) a description and justification for the non-economic assumptions, particularly:
- the mortality rates and, if applicable, their rate of improvement;
 - the lapse rates, including the functions for determining dynamic lapse rates;
 - transfers between funds;
 - asset rebalancing between and within funds;
 - resets of guarantees;
 - withdrawal start date for guaranteed withdrawal benefits;

- selection of payout option for guaranteed withdrawal benefits;
 - periodic withdrawal amount;
 - general expenses;
- g) a description of the sensitivity testing for daily hedging transactions as well as for real-world projections in order to calculate hedging inefficiencies, if applicable;
- h) the data compression method, if applicable;
- i) details of the technologies and software used;
- j) mathematical descriptions and references used (scientific papers, books, etc.) for the internal model;
- k) a description of the modeling of financial instruments used for the hedging strategy;
- l) a description of the fund replication methodology used in the model;
- m) the rates used to discount the cash flows and justification for their use;
- n) length of the selected forecast horizon.
3. Governance of the internal model:
- a) a description of the roles and responsibilities of the main users and other parties;
- b) the CVs of the main users and of members of the design and validation teams;
- c) formal documentation of the risk appetite associated with segregated fund guarantees, risk tolerance levels, risk exposure limits and resulting monitoring mechanisms, if applicable;
- d) practices with respect to data keeping and changes to the model that must include restricted access;
- e) the data aggregation and report generation process required to establish the value of obligations with respect to segregated fund guarantees;
- f) the measures put in place to ensure the objectivity and independence of the main users and other parties;
- g) the succession mechanisms in place for key personnel.
4. Hedging strategy:
- a) a description of the hedging strategy (e.g., delta-rho hedge, hedged products and unhedged products, hedging level, etc.);
- b) the level of and justification for the selected rebalancing limits;

- c) information concerning swap agreements with counterparties, particularly, a brief description of the agreement, the nominal value in effect by counterparty, and clauses allowing the counterparty to terminate the agreement;
- d) a description of the financial instruments used in the hedge portfolio (futures, forwards, swaps, ~~intersegment notes~~ transactions between business lines within the insurer, if applicable, etc.);
- e) a description of the daily hedging process including outsourced services;
- f) the gains and losses reports along with a description of the efficiency metric associated with the hedging strategy, if applicable.

5. Sensitivity analysis:

The insurer must perform a sensitivity analysis minimally on:

- a) ~~The~~ the shock for numerical approximation of the Greek letters (“greeks”), if applicable;
- b) the parameters for the fund replication method;
- c) rebalancing limits;
- d) the parameter for the choice of the payout option for guaranteed withdrawal benefits;
- e) discount rate for hedging inefficiencies.

6. Stress test:

This section is complementary to the *Stress Testing Guideline* established by the AMF.

Several stress test scenarios must be performed by the insurer. Those scenarios must minimally include stock market and interest rate shocks. The scenarios must highlight the risk of segregated fund portfolios.¹⁵³ The insurer must minimally consider the following scenarios:

- a) interest rates remain low for a long period of time;
- b) stock market slump over a long period of time;
- c) high volatility;
- d) drop in credit standing of the insurer (margin call/swaps);
- e) lack of liquidity on the market;
- f) additional deposits from ~~contract holders~~ policyholders.

¹⁵³ For example, a stock market slump in the next three months might not highlight the risk of a product with a maturity concentration far in the future or for guaranteed withdrawal benefits not yet in payout phase.

A summary of the stress test analysis must be presented to senior management.

The AMF may, at its discretion, require the insurer to add specific elements to its documentation.

7.2.3 Governance

An insurer that plans to use an internal model must demonstrate to the AMF that its governance, internal control mechanisms and internal model are sufficiently developed. This section sets out additional governance practices not considered in the *Governance Guideline*, the *Guideline Governing Integrity and Competence Criteria*, and the *Integrated Risk Management Guideline* established by the AMF.

Although the insurer is required to conform to the *Governance Guideline*, the *Guideline Governing Integrity and Competence Criteria* and the *Integrated Risk Management Guideline*, it is not required to produce a self-assessment covering these guidelines in order to obtain authorization to use an internal model.

7.2.3.1 Roles and Responsibilities of Senior Management and the Board of Directors

Senior management and the Board of Directors are responsible for ensuring compliance with the requirements for the use of an internal model.

Senior management and the Board of Directors must appoint persons responsible for:

1. approving a governance policycontract that ensures the separation of supervisory functions. This includes clear separation of/between the design¹⁵⁴ and the validation of the internal model.
2. ensuring sufficient human, financial and material resources to allow the supervisory functions to properly perform their duties;
3. ensuring the validation exercises are carried out at least once a year;
4. setting up mechanisms to ensure the conclusions of the validation and process review are sent to senior management and the Board of Directors;
5. ensuring the effectiveness of internal controls;
6. ensuring data-keeping requirements are satisfied (refer to section 7.2.5 “Data Keeping”);
7. ensuring the requirements of the use test are satisfied (refer to section 7.2.6 “Use Test”);
8. ensuring the internal model is supported by complete, consistent and up-to-date documentation (refer to section 7.2.2 “Documentation”);

¹⁵⁴ Design includes development and implementation of the internal model.

9. approving use of the internal model for evaluating capital requirements and approving material changes thereto (refer to section ~~7.2.9~~ 7.2.9 “Changes and Monitoring”);
10. ensuring the hedging strategy is supported by adequate policies and procedures;
11. ensuring the hedging strategy is always operational in the event of employee departures or technology problems (e.g., IT breakdown);
12. ensuring the effectiveness of the hedging strategy is monitored;
13. ensuring the company has a business continuity plan in place.

7.2.3.2 Additional Roles and Responsibilities of Senior Management

Senior management applies the policies approved by the Board of Directors. The company demonstrates transparency in the management of its financial activities by informing the Board of Directors and the AMF of situations with a material impact on the internal model and on the effectiveness of the hedging strategy.

The AMF also expects senior management to ensure:

1. that a reporting process is in place to make sure the conclusions and recommendations of the validation team and internal audit are considered by the decision-making bodies.¹⁵⁵ In particular, the validation team, through the chief risk officer, and internal audit must have an opportunity, at least once a year, to present their observations to the Board of Directors (or a committee designated by it);
2. that the activities of the design, validation and internal audit teams are not biased by any form of influence within the company. The internal model must be designed, validated and audited by parties that will not profit directly or indirectly from the results arising therefrom. In particular, the AMF expects the remuneration of the validation and audit team leads not to be tied to the internal model results. In addition, these teams must be independent of the teams responsible for pricing or for calculating actuarial insurance contract liabilities, in other words, the users of the internal model. The insurer must provide the AMF with documentation to this effect;
3. that the insurer’s risk management policies include assignments for the development, implementation, continuous updating and application of practices designed to satisfy the requirements for use of the internal model.

7.2.3.3 Design Team

The design team handles the development and implementation of the internal model and may perform its own validation. However, its work must be reviewed by the validation team.

The design team must ensure the “transparency” of the internal model. “Transparency” refers to the ability of third parties, particularly the insurer’s external auditors or supervisory

¹⁵⁵ The decision-making bodies are defined in the *Governance Guideline*.

agencies, to observe and understand the objectives of the internal model. The work of the design team must be documented.

7.2.3.4 Risk Management Function

The risk management function must be independent of the business lines; in other words, it must not be involved in generating profits (e.g., pricing or the calculation of [actuarial insurance contract](#) liabilities). In addition, it must be remunerated in a manner that is consistent with the function's independence, particularly for the validation team.

The responsibilities of the risk management function with respect to the internal model are as follows:

1. Set up a validation team.
2. Define and implement a framework for internal model validation and use of professional judgment that takes into account:
 - a) the business strategy;
 - b) risk appetite, tolerance, limits and metrics used;
 - c) the insurer's overall risk profile;
 - d) the definition of the materiality of a risk with respect to segregated fund guarantees and model risk (as defined in section [7.2.47.2.4](#) "Validation and Internal Audit").
3. Ensure that model risk sources are managed and that internal model outputs are sufficiently reliable and stable for senior management to be able to make informed decisions.
4. Make a recommendation as to whether the internal model should be used.

This function has ultimate responsibility for stress testing and for taking into consideration all material risks¹⁵⁶ associated with the insurer's operations, including those related to the hedging strategy. It therefore has access to all of the insurer's activities.

Due to its independence, the risk management function and the validation team cannot participate in the development or implementation of the internal model.¹⁵⁷

7.2.3.5 Internal Audit Function

While exercising utmost independence, the internal audit function provides the Board of Directors and senior management with assurance as to the quality and effectiveness of

¹⁵⁶ As indicated in the Integrated Risk Management Guideline.

¹⁵⁷ As a special case, direct users who manipulate the outputs of the internal model are an exception and are not considered independent since they form part of the model risk (refer to section 7.2.4 "Validation and Internal Audit").

internal controls and the governance program. It considers all the activities relating to the internal model and evaluates interactions with the insurer's other activities. Its function is permanent and separate from the risk management function. The internal audit function must have a clear mandate and sufficient qualified resources.

The AMF expects internal audit to examine the effectiveness of internal control mechanisms designed to ensure compliance with the requirements for use of the internal model. To this end, the insurer must submit to the AMF a report containing at minimum:

1. a description of the scope of the audit performed;
2. an assessment of the operational effectiveness of the internal model;
3. an assessment of the operational effectiveness of the hedging strategy.

In anticipation of the authorization to use an internal model, internal audit activities must include, at minimum:

1. alignment of the audit program with the requirements of the internal model approach;
2. a detailed audit plan indicating the activities to be reviewed annually and at a predefined frequency to assess compliance with the requirements for use of the internal model;
3. a control and process review, performed on an ongoing basis and at least once a year;
4. a verification of the escalation process, which must be in place to facilitate the flow of information to senior management;
5. a description of the audit scope and an assessment of the design and effectiveness of internal control mechanisms designed to ensure compliance with all the requirements for use of the internal model;
6. a review of reports produced by the validation team and a review of the effectiveness of internal control mechanisms to ensure the independence of the validation team;
7. details of internal audit work to be sourced to another function that meets the same independence criteria;
8. an assessment of the adequacy of the resources and skills required to perform the audit and validation work;
9. a presentation of their observations to the Board of Directors;
10. an assessment of the risk management and governance as they pertain to the internal model.

The audit committee must meet regularly with the risk management function. The purpose of these meeting is to ensure, based on the analyses provided by internal audit, that all risks are adequately covered.

7.2.3.6 Deviation From the Internal Model

In the course of its operations, the insurer may deviate from the results of its internal model when making certain decisions involving, for example, pricing, hedging strategy or the calculation of actuarial insurance contract liabilities. When deviating from the results of its internal model, the insurer must ensure that:

1. adequate policies exist to define cases where deviation is permitted;
2. the deviation is appropriately justified and documented;
3. the deviation is not indicative of weakness in the internal model.

In particular, the AMF seeks to ensure that the internal model authorized for calculating capital requirements adequately quantifies the insurer's risks. The insurer should must adopt corrective measures if it deviates from its internal model too often.

7.2.4 Validation and Internal Audit

Given the importance of model risk, the insurer's compliance with the requirements outlined in this section will be an important factor in the AMF's decision to grant the insurer initial authorization to use its internal model and to apply it permanently thereafter. The AMF expects the internal model to be validated and the related processes reviewed.

The AMF expects the validation and internal audit teams to have the necessary expertise, resources and independence to assess the design and operation of the internal model and the quantification of its risks. A documented description of the skills of these teams must be submitted to the AMF.

Where the validation or internal audit team does not have the requisite technical expertise, the insurer must select other independent experts (internal or external). If the AMF deems it necessary, it can request external experts to perform all or part of the validation team's work.

The AMF expects the roles of the experts who make up the validation and internal audit teams to be specified and documented.

Model risk is defined as the possibility of negative consequences materializing or inappropriate decisions being made due to shortcomings or limitations in the model, improper implementation, the use of incorrect assumptions or data, or the selection of an inappropriate model.

An internal model developed by a third party does not relieve the validation and internal audit teams of their responsibilities. The insurer must have sufficient understanding of the internal model developed externally and have complete documentation in respect thereof. Since contracting important tasks to third parties entails additional risks, it is essential to ascertain that the insurer has adequate controls in place and to ensure the continuity of the tasks entrusted to third parties.

The relevance of the external data used and their consistency with internal data must be analyzed and documented. Finally, the conclusions drawn from the process validation and review must be reported to senior management and to the Board of Directors.

7.2.4.1 Validation Team

The insurer must take into account all important data and issues relating to the validation of the internal model.

In particular, the AMF expects the validation team to understand the risks associated with segregated fund guarantees. In addition, it must understand the hedging strategy and residual unhedged risks. The validation team must assess the development and implementation of the internal model.

Validation of internal model development

The validation team must analyze the internal model, the assumptions and their interactions.

To this end, the validation team must:

1. ensure the econometric models are properly calibrated and that any adjustment thereto is not made for the purpose of reducing the capital requirements;
2. ensure the econometric models behave as expected, particularly with respect to stylized facts (e.g., an interest rate model with inverted curves, a stock market model that generates effects similar to financial crises, stock market model with negative correlation between volatility and returns, etc.);
3. ensure the data history favours a broad range of market scenarios in order to establish correlations between benchmark indexes and yield spreads in relation to risk-free rates;
4. ensure robust econometric models (e.g., addition of new historical data must not materially affect results produced by the internal model);
5. demonstrate to the AMF that the insurer is not less conservative in the calculation of capital requirements than in other calculations performed in the course of their operations;
6. ensure the limitations of the internal model have been clearly identified and documented;
7. perform sensitivity analyses on the risks taken individually and in aggregate;
8. consider the magnitude of the risks in situations where the guarantee is significantly in-the-money (e.g., situation with a low market value to guarantee value ratio);
9. validate that the applications implemented are identical to the theoretical models;
10. determine any and all known limitations of the current validation process, if applicable. If such limitations are found, the validation team must document them;
11. document components not taken into account in the validation;

12. ensure approximations are adequate and do not unduly increase the instability of the internal model;
13. ascertain the reasonableness of using professional judgment and document the resulting conclusions;
14. perform unit tests to reproduce the calculations for material exposures;
15. validate data quality;
16. ensure, as far as practicable, that backtesting and benchmarking are adequately performed and that model risk is considered.

Validation and implementation of the internal model

The validation team must ensure proper implementation of the internal model developed. To this end, the validation team must:

1. ensure that no errors exist in the computer program code and its execution;
2. verify that all input data processing is complete.

Other validation elements

Lastly, the validation team must ensure that:

1. the technology infrastructure is adequate;
2. financial statement items and internal model results are consistent;
3. data keeping is adequate (refer to section ~~7.2.5~~7.2.5 “Data Keeping”);
4. the use test is satisfactory (refer to section ~~7.2.6~~7.2.6 “Use Test”);
5. the documentation satisfies the requirements (refer to section 7.2.2 “Documentation”);
6. the quantitative requirements are respected (refer to ~~section 7.2.7~~sections 7.2.7 “Quantitative Requirements Without Recognition of a Hedging Strategy” and ~~section 7.2.8~~ section 7.2.8 “Quantitative Requirements With Recognition of a Hedging Strategy”);
7. the changes are appropriate and made in a compliant manner (refer to section ~~7.2.9~~7.2.9 “Changes and Monitoring”).

In addition, any material risks detected by the validation team must be examined in greater detail during stress testing.

Also, the validation team must periodically monitor its own recommendations and conclusions.

7.2.4.2 Internal Audit

The insurer must ensure the adequacy of its processes and controls. Internal audit is responsible for reviewing processes relating to:

1. data keeping;
2. consistency between financial statement items and internal model results;^{158;}
3. the quality and performance of the technology infrastructure;
4. documentation for the internal model;
5. changes to the internal model;
6. the work of the validation team;
7. the disclosure of issues and the escalation process;
8. determining the resources authorized to make changes to the internal model;
9. the hedging strategy.

The internal audit team must also ensure that users:

1. have the necessary authorizations to use the internal model;
2. have the skills and experience to use the internal model;
3. understand model risk and the limitations of the internal model;
4. understand the insurer's risk tolerance and limits;
5. do not neglect to provide material information that affects decision-making processes by ensuring that processes and controls are in place for this purpose;
6. properly synthesize the information so that senior management can understand the insurer's current exposure to segregated fund guarantees;
7. can explain the variances between gains and losses and the internal model results;
8. do not make changes to the internal model or its inputs without authorization.

Internal audit must make sure the insurer satisfies the use test requirements. In addition, internal audit must periodically monitor its own recommendations and conclusions. It may, at its discretion or at the request of the AMF, perform certain technical validations.

Internal controls associated with hedging strategy

Where an insurer follows a hedging strategy, the related day-to-day operations require effective control mechanisms.

Deficient controls could expose the insurer to internal fraud or errors that could result in heavy losses. Internal audit must therefore ensure that:

¹⁵⁸ The process review must include the processes that draw a link between the internal model results and the financial statement items so that the financial statements reflect internal model results. The objective is not to ensure a reconciliation with the balances or financial disclosure.

1. market participants are identified when they perform transactions and they have access in accordance with their position (i.e., related to security);
2. intraday trade confirmations between the insurer's and the counterparty's front offices are recorded and saved;
3. intraday trade confirmations between the insurer's and the counterparty's back offices are recorded and saved;
4. the back office can confirm transactions with each counterparty to validate their authenticity and accuracy;
5. the middle office effectively follows up on front office transactions for compliance with the rebalancing limits for hedge assets;
6. processes are in place for transactions with discrepancies;
7. clear definitions are established for major discrepancies and factors that trigger the escalation process;
8. the hierarchical structure of the front office and the impermeability among front-, middle- and back-office functions are adequate, particularly with respect to the independence of the back office;
9. the operation of the rebalancing limits is documented, if applicable.

Since the rebalancing limits underpin the hedging strategy, any deviation from the rebalancing dictated by the internal model must be adequately justified and documented (refer to section ~~7.2.3.6~~-7.2.3.6). In addition, the consequences of delayed rebalancing, once the limit has been reached, on hedge performance must be documented.

7.2.4.3 Documentation

The insurer must document the validation and internal audit review of the internal model processes to ensure all the parties tasked with the documentation review understand the scope, methodology and conclusions drawn from the process validation and review.

7.2.4.4 Adjustments After the Process Validation and Review

The insurer must adjust its internal model to reflect the conclusions drawn from the work of the validation and internal audit teams. The chief risk officer must be informed of material shortcomings. Corrective measures must be taken in a timely manner and documented.

The insurer must establish processes to periodically (at least annually) validate the internal model and review its processes. The validation and review of the related processes also depend on special situations or events.

A resolution procedure must be implemented to reconcile the opinions of the design, validation and internal audit teams.

7.2.5 Data Keeping

Data extracted from the insurer's database provide an important foundation for the establishment and use of the internal model. The data collected are used primarily as inputs for the projection of in-force business and to establish the assumptions used in projections.

In order to successfully implement the internal model, the insurer must address the challenges of data management and computer program execution. This section outlines the AMF's data-keeping requirements for insurers with an internal model for segregated fund guarantees.

The AMF expects the insurer to consider all the available data and key issues relating to the inputs used in its internal model and to have the data required to effectively support its processes for measuring and managing the risk associated with segregated fund guarantees.

Any data used in the assessment and management of the risk associated with segregated fund guarantees must be properly saved. The insurer must store aggregate historical data for all legal entities and geographic areas. These data must cover, in particular, new deposits, redemptions, inter-fund transfers, resets and payout options.

The term "data keeping" refers to the main components of the data management cycle: collection, processing, access, extraction, conservation and storage. The insurer is responsible for implementing a data-keeping framework and must document all the aforementioned components in accordance with the requirements of this section.

7.2.5.1 Governance of the Data-Keeping Process

Senior management must be involved in identifying, assessing and managing the risks associated with data keeping.

As such, the AMF expects senior management to:

1. implement a data management framework and ensure its processes are documented;
2. establish a corporate data management procedure and ensure appropriate means are deployed to obtain buy-in from the bodies responsible for these data (i.e., risk management, compliance, the head of the line of business, IT management) with a view to achieving this objective;
3. ensure the security, confidentiality, integrity and auditability of the data throughout the data management cycle, including minimum quality standards;
4. make sure the insurer has a technology infrastructure that allows timely access to the data both under routine and stressed conditions and that the data remain accessible in the event of a material change in the data architecture;
5. implement independent validation and verification programs for each data-keeping function;

6. make sure that adequate procedures are in place and that the responsibilities are defined to ensure compliance with the data management framework¹⁵⁹;
7. ensure all the data required to assess segregated fund guarantees are available for this purpose.

In addition, the insurer's structure must not hinder risk-related data keeping either at the consolidated or at any other pertinent level within the company (e.g., non-consolidated or jurisdictions where the insurer conducts business). In other words, data-keeping processes must not be affected by the insurer's legal form or geographic location.

7.2.5.2 Data Collection

With respect to the assessment of capital requirements, "data collection" means selecting, validating and extracting the data elements required from various internal and external sources and uploading them to the appropriate operational databases or repositories.

The insurer must therefore:

1. document the definition, collection and grouping of the data by indicating their breakdown by product, data flow or other identifiers, as needed;
2. institute standards for data security, integrity, comprehensiveness, accuracy, auditability, relevance and availability;
3. identify deficiencies in the data, take the necessary corrective measures and, if applicable, document the manual or computerized solutions used to satisfy the data requirements;
4. introduce, as needed, standards, policies and procedures for data cleansing, matching, field validation, reformatting and disaggregation, if applicable;
5. implement a procedure for detecting and reporting errors between data series and system sources (upstream or external). This error detection and reporting procedure must be documented and accessible to the insurer's control functions. Periodic reports must be prepared for senior management, indicating the corrective measures taken for the errors reported.

7.2.5.3 Data Processing

The "data processing" part includes various tasks relating to data management, including breaking down the processing into multiple computerized or manual processes, data transmission, source authentication, validation, reconciliation, etc.

The insurer's data processing must:

1. ensure appropriate levels of initial validation and cleansing for each process as well as when reconciling with any related processes;

¹⁵⁹ Refer to the Compliance Guideline.

2. introduce appropriate procedures to control data changes, particularly, the origin of the change, the authorization, program changes, tests, parallel processing, approvals, data production and controls;
3. limit data manipulation to reduce operational risk. Data manipulation refers to both manual and automated manipulation. With regard to contract data, the AMF expects the majority of the data used to be derived directly from administrative systems and minimally from other sources;
4. establish a data processing procedure and infrastructure that covers the contract life cycle, including, among other things, deposits, redemptions, the payout trigger and option selection, resets, inter-fund transfers and error monitoring. These data are essential for, among other things, establishing or ascertaining the suitability of certain assumptions;
5. guarantee appropriate initial data validation and cleansing levels to avoid introducing bias. Any bias must be documented;
6. implement controls to ensure processing is carried out by authorized resources with adequate expertise;
7. ensure appropriate data backup and recovery in case of a disaster to mitigate data loss and to avoid compromising data integrity;
8. introduce adequate change control procedures for changes made during processing.

The insurer must develop procedures to establish tolerance limits and to assess the effect of missing or outdated information on its internal model.

7.2.5.4 Data Access and Extraction

For the purposes of the internal model authorization process and the monitoring process, the AMF expects data pertaining to the insurer's activities to be available and to be continuously monitored for compliance.

To this end, the insurer must ensure that:

1. the design of the databases and/or data repositories and related extraction, consultation and recovery subprograms satisfy its specific data requirements;
2. access to data is unrestricted under routine and stressed conditions. Access must not be limited by any data-keeping outsourcing agreements with external service providers. Despite such agreements, the insurer must be able to provide any data or information within the prescribed time frame;
3. access controls and data dissemination are based on user roles and responsibilities and on industry best practices in terms of segregation of duties, the whole certified by the insurer's internal compliance and audit functions.

7.2.5.5 Data Storage, Conservation and Archiving

The “data storage, conservation and archiving” component allows the insurer to satisfy requests for data or information concerning the management of risks associated with segregated fund guarantees.

The insurer must:

1. establish documented policies and procedures for data storage, conservation and archiving;
2. keep backup copies of pertinent data banks, bases or files;
3. ensure the electronic versions of all the data and of any pertinent information are available and usable at all times;
4. have an appropriate disaster and recovery plan to ensure the continuity of the process in order to mitigate the risk of losing data or compromising their integrity.

7.2.6 Use Test

The use test is a process that allows the AMF to ensure the insurer makes appropriate use of its internal model to manage the risks associated with segregated fund guarantees. The use test must be applied on an insurer-wide and continuous basis. This test must be viewed as a complement to governance principles.

7.2.6.1 Management and Use Test

The AMF expects the internal model to be used not only to calculate capital requirements but to form an integral part of the decision-making process and the risk management process for segregated fund guarantees on a continuous basis.

The link between the internal model and the insurer’s decisions must be properly documented.

Where the insurer makes a decision with a material impact that would have been different had it been based solely on the internal model, it must justify and document its choice. In such a case, it may be advisable to review the internal model considering the variance between the decision and the model results.

Moreover, senior management is responsible for taking steps to ensure the internal model is used in the decision-making process, particularly with respect to:

1. periodic reporting to senior management and the Board of Directors;
2. strategic planning;
3. the assessment of the risk exposure associated with segregated fund guarantees (e.g., risk concentration, risk diversification);
4. the development of new products;

5. the assessment of risk appetite and limits;
6. the determination of ~~actuarial~~insurance contract liabilities;
7. the business strategy risk assessment;
8. calculation and setting of the internal capital target (economic capital);
9. the hedging strategy;
10. pricing.

In addition, the insurer must identify and document all uses of the internal model likely to influence its operations.

7.2.6.2 Uniform and Consistent Use

The internal model must be used uniformly across the company and its results must be consistent with the figures in the financial statements. The same ~~deterministic assumptions,~~Best Estimate Assumptions, choice of stochastic models and modeling structure must be used for the valuation of ~~actuarial~~insurance contract liabilities, the calculation of capital requirements (other than the exceptions mentioned in section ~~7.2.8~~7.2.8), the hedging strategy and pricing. The insurer must provide the AMF with the list of any differences detected, and their justifications. The insurer must also demonstrate that based on their respective roles, the users of the internal model have adequate knowledge of the model, including such differences.

In addition, the insurer must have sufficient qualified staff familiar with the operation of the internal model. The insurer must demonstrate that the information technology associated with the internal model is used appropriately by its staff. Staff access to the internal model must be commensurate with their functions.

7.2.6.3 Understanding the Internal Model

The AMF expects senior management, the Board of Directors and the chief risk officer to have an adequate understanding of the following elements of the internal model:

1. the objectives of the internal model and its use by the insurer;
2. the main risks associated with the internal model, its limitations and weaknesses;
3. the issues associated with the internal model under stressed and routine conditions concerning, among other things, capital requirements.

Consequently, the insurer must put mechanisms in place to allow for a clear understanding of the characteristics and behaviour of the internal model. These mechanisms include awareness-raising sessions, meetings and discussions between the Board of Directors, senior management, the risk management function and internal audit. The insurer must document these discussions and the content of the awareness-raising sessions. Such documentation must be provided to the AMF at its request. The AMF expects the following information to be presented at these meetings:

1. a summary description of the internal model's own risks, in particular the existence of modeling variances arising from the inability to replicate the segregated fund returns (basis risk) and the impact of approximations on the internal model (e.g., fund replication methodology, data compression method, gaps between real world and internal model¹⁶⁰; number of scenarios, etc.);
2. a summary description of the risks not modeled by the internal model;
3. the impact of an increase in the proportion of funds invested whose returns are tied to the stock market and the impact of offering certain funds instead of others;
4. the elements of the hedging strategy that are important for its cost and effectiveness:
 - a. the risks mitigated and those not mitigated by the hedging strategy;
 - b. the effect of rebalancing limits on hedging efficiency;
 - c. the liquidity risk associated with margin calls and collateral calls, particularly in favourable market conditions;
 - d. the impact of a decrease in the credit standing of the insurer on derivatives transactions;
 - e. the problems that can arise if the internal controls for hedging transactions are not effective.

The AMF expects the insurer's Board of Directors (or a committee designated by it) and senior management to have sufficient understanding of the management reports submitted to them. This understanding includes any reports submitted as part of the validation process.

In addition, the Board of Directors and senior management must have qualitative and quantitative information not only on the risks hedged by the risk mitigation strategies but also those that are not.

7.2.7 Quantitative Requirements Without Recognition of a Hedging Strategy

The insurer may choose between the two methods described in this section. When an insurer submits its initial application to authorize the use of its internal model for the calculation of segregated fund capital requirements, it is required to irrevocably elect the method it intends to use to calculate the capital requirement.

Because the two methods presented below do not include the recognition of hedging strategies, an insurer with positions under such a strategy must take them into account in Chapters 3 to 5. For example, it is permitted to use the assets held under a hedging strategy to offset long positions in equities as stated in [section 5.2.4](#).

¹⁶⁰ For example, the internal model may use bonds while swaps may be used in the real world to ~~over~~hedge interest rate sensitivities, or stock market indexes may be used in the internal model while forward contracts may be used in reality to ~~over~~hedge stock market sensitivities.

7.2.7.1 Global Method

Under this method, the “TGCR” is calculated first. It is determined as the value of the obligations with respect to the guarantees offered on segregated funds and is calculated at CTE (95) using the internal model authorized by the AMF prior to its use.

CTE (95) is calculated as being the higher of:

- the result obtained using explicit valuation margins for adverse deviations on the non-scenario-tested risk factors;¹⁶¹
- the result obtained without such margins.

Net TGCR is then obtained by subtracting the credit for reinsurance ceded from the TGCR. Finally, the capital requirement is obtained by subtracting the net actuarial liabilities for net insurance contracts held from the net TGCR.

7.2.7.2 Expected Payment Date Method

Under this method, cash flows are grouped into 3 categories according to expected dates, and the following minimum confidence levels would apply:

- due in 1 year or less, CTE (98);
- due between 1 and 5 years, CTE (95);
- due after 5 years, CTE (90).

The TGCR is to be determined in the following way under this method:

1. A large number of stochastic investment return scenarios is generated (e.g., 5,000 or more).
2. Segregated fund guarantee cash flows corresponding to these scenarios are determined based on the identified term of the liability.
3. In each scenario, cash flows are grouped based on their maturity in the following time intervals:
 - 1-year or less;
 - greater than 1 year and less than or equal to 5 years;
 - greater than 5 years.

¹⁶¹ Until the new standardized approach for determining capital requirements is implemented, the insurer must maintain the margins used at the end of the fiscal year preceding the coming into force of IFRS 17.

4. For each scenario and each time interval, the present value of benefit payments less guarantee premium receipts is calculated.
5. The result is four distributions of present values based on the following cash flow periods:
 - 1-year or less – distribution 5a;
 - greater than 1 year and less than or equal to 5 years – distribution 5b;
 - greater than 5 years – distribution 5c;
 - all periods combined (i.e., no grouping of cash flows) – distribution 5d.
6. The TGCR is the sum of:
 - the TGCR for cash flows 1-year or less (the quantity T_1 defined in Steps 8 through 12);
 - the TGCR for cash flows greater than 1-year and less than or equal to 5-years (the quantity T_2 defined in Steps 8 and 13);
 - the TGCR for cash flows greater than 5-years (the quantity T_3 defined in Steps 14 through 22).
7. The capital requirement is the TGCR calculated in Step 6 minus the lesser of:
 - the insurance contract liabilities for segregated fund guarantee-actuarial liability guarantees reported on the balance sheet by the insurer and determined in accordance with the CIA's CIA Standards of Practice (denoted by L in the following steps);
 - the insurance contract liabilities for segregated fund guarantee-actuarial liability guarantees based on a CTE (85) standard (the quantity L_u defined in Steps 8 and 9).

In symbols, the capital requirement is:

$$T_1 + T_2 + T_3 - \min(L; L_u)$$

or 0, if this amount is negative.

Calculation of L_u , T_1 and T_2

8. Based on the example illustrated in Step 1, the 5,000 scenarios are ordered according to the present value distribution for all cash flow periods combined (distribution 5d), i.e., without respect to cash flow bucketing. The resulting ordering is labelled such that scenario 1 represents the greatest present value and scenario 5,000 the least present value.

9. ~~Calculating~~Calculation of L_u : The average present value for distribution 5d (present value cash flows for all periods combined) corresponding to scenarios ~~1~~1 through ~~750~~750 is calculated and denoted L_u . If the calculated value is negative, a value of 0 is assigned to L_u . The quantity L_u represents the ~~total insurance contract liabilities for~~total insurance contract liabilities for segregated fund ~~guarantee-actuarial-liability~~guarantees based on a CTE (85) standard.
10. Scenarios 501 through 5000 are discarded.
11. Scenarios 1 through 500 are re-ordered according to the present value distribution for cash flows 1 year or less (distribution 5a). The resulting re-ordering is labelled such that scenario 1* has the greatest present value with respect to cash flows 1 year or less, and scenario 500* the least present value.
12. Calculation of T_1 : The average of the present values for the distribution in 5a (present value cash flows 1 year ~~of~~or less) corresponding to scenarios ~~1~~1* through 100* is calculated and denoted T_1 . The quantity T_1 represents the TGCR cash flows ~~for~~for 1 year ~~of~~or less. Note that T_1 could be negative.
13. Calculation of T_2 : The average ~~of the~~ present value cash flows greater than 1~~-~~year and less than or equal to 5~~-~~years corresponding to scenarios ~~1~~1 through 250 is calculated and denoted T_2 . This calculation is based on scenarios 1 through 250 (i.e., the scenarios for the ordering based on all cash flows combined), not on scenarios 1* through 250*. The quantity T_2 represents the TGCR for cash flows greater than 1~~-~~year and less than or equal to 5~~-~~years. Note that T_2 could be negative.

Calculation of T_3

The TGCR for cash flows greater than 5 years is determined in the following way:

- i) first, upper and lower bounds for the TGCR for this cash flow interval are determined as well as the TGCR based on a CTE (95) standard;
- ii) then, capital requirements corresponding to the TGCR upper and lower bounds and the CTE (95) standard are determined assuming that these amounts are allocated to the three cash flow buckets in proportion to the corresponding TGCR floored at 0;
- iii) following this, the capital requirement for the greater than 5 years cash flow interval is determined using a weighted average of the previous quarter's capital requirement for this cash flow interval and the current quarter amount based on a CTE (95) standard, subject to the upper and lower bounds on TGCR previously calculated;
- iv) finally, the TGCR for the greater than 5 years cash flow interval is inferred from the capital requirement just calculated, based on the earlier assumption that capital requirements are allocated to the three cash flow intervals in proportion to the corresponding TGCR.

The detailed calculations are described in Steps 14 through 22 as follows:

Calculation of upper and lower bounds for TGCR and TGCR based on CTE (95)

14. Scenarios 1 through 500 are re-ordered according to the present value distribution for cash flows greater than 5 years (distribution 5c). The resulting re-ordering is labelled such that scenario 1*** has the greatest present value with respect to cash flows greater than 5 years and scenario 500*** the least present value.
15. *Calculation of upper bound T_3^s* : The average ~~of the~~ present ~~values~~value for distribution 5c (present value cash flows greater than 5 years) corresponding to scenarios 1*** through 250*** is calculated and denoted T_3^s . The quantity T_3^s represents an upper bound for the TGCR before flooring for cash flows greater than 5 years.
16. *Calculation of lower bound T_3^l* : The average ~~of the~~ present ~~values~~value for distribution 5c (present value cash flows greater than 5 years) corresponding to scenarios 1*** through 500*** is calculated and denoted T_3^l . The quantity T_3^l represents a lower bound for the TGCR before flooring for cash flows greater than 5 years.
17. *Calculation of CTE (95) proxy $T_3^{(95)}$* : The average ~~of the~~ present value cash flows greater than 5 years corresponding to scenarios 1 through 250 is calculated and denoted $T_3^{(95)}$. Note that scenarios 1 through 250 (i.e., the scenarios for the ordering based on all cash flows combined) are used here, not scenarios 1* through 250* or scenarios 1*** through 250***. The quantity $T_3^{(95)}$ represents the contribution to the TGCR of cash flows greater than 5 years when a TGCR standard of CTE (95) is used without cash flow partitioning.

Calculation of corresponding capital requirements

18. *Calculation of upper bound C_3^s*

$$C_3^s = 0 \quad \text{if } T_3^s \leq 0$$

$$C_3^s = \frac{T_2^s}{\max(T_1 + T_2; 0) + T_2^s} \frac{T_3^s}{\max(T_1 + T_2; 0) + T_3^s} \times \max\{T_1 + T_2 + T_3^s - \min(L; L_s); 0\} \{T_1 + T_2 + T_3^s - \min(L; L_s); 0\} \quad \text{if } T_3^s > 0$$

The quantity C_3^s represents an upper bound on the current quarter capital requirement for cash flows greater than 5 years.

19. Calculation of lower bound C_3^i :

$$C_3^i = 0 \quad \text{if } T_3^i \leq 0$$

$$C_3^i = \frac{T_3^i}{\max(T_1 + T_2; 0) + T_3^i} \times \max\{T_1 + T_2 + T_3^i - \min(L; L_S); 0\} \quad \text{if } T_3^i > 0$$

The quantity C_3^i represents a lower bound on the current quarter capital requirement for cash flows greater than 5 years.

20. Calculation of $C_3^{(95)}$:

$$C_3^{(95)} = 0 \quad \text{if } T_3^{(95)} \leq 0$$

$$C_3^{(95)} = \frac{T_3^{(95)}}{\max(T_1 + T_2; 0) + T_3^{(95)}} \times \max\{T_1 + T_2 + T_3^{(95)} - \min(L; L_S); 0\} \quad \text{if } T_3^{(95)} > 0$$

The quantity $C_3^{(95)}$ is the current quarter capital requirement for cash flows greater than 5 years to be used in the averaging formula.

Calculation of capital requirement for cash flows greater than 5 years using the averaging formula

21. Calculation of C_3 : $C_3 = \max\left\{C_3^i; \min\left(C_3^S; 95\% \times C_3^P + 5\% \times C_3^{(95)}\right)\right\}$, where C_3^P represents the previous quarter capital requirement for cash flows greater than 5 years. The quantity C_3 represents the current quarter capital requirement for cash flows greater than 5 years.

Calculation of corresponding TGCR for cash flows greater than 5 years

22. The TGCR for cash flows greater than 5 years is $T_3 = \max(T_3^i; \min(T^*; T_3^S))$, where the quantity T^* is determined as follows: if $C_3 = 0$ then $T^* = 0$. Otherwise, if $C_3 > 0$ then T^* is the unique positive solution of the equation $C_3 = \frac{T^*}{\max(T_1 + T_2; 0) + T^*} \times \max\{T_1 + T_2 + T^* - \min(L; L_S); 0\}$.

Note that insurers that determine segregated fund guarantee actuarial liability and capital requirements without separating guarantee fees from non-guarantee fees must add the unamortized amount of the deferred acquisition cost to the sums of the TGCR amounts in Steps 6, 18, 19, 20 and 22 and the quantity L_U in Step 9 to determine the appropriate capital requirements. For example, in Step 18, the unamortized amount of the deferred acquisition cost would be added to $T_1 + T_2 + T_3^S$, but not to the numerator or denominator

of $\frac{T_x^s}{\max(T_x + T_x; 0) + T_x^s}$. Insurers requiring further guidance on this matter should contact the AMF in writing.

The quantity L_u defines a cap on the insurance contract liabilities for segregated fund guarantee actuarial liability guarantees that may be subtracted from the TGCR in the determination of the segregated fund guarantee capital requirement (refer to Step 7). The calculation of L_u described in Step 9 is-generates an insurance contract liability based on a CTE (85)-actuarial liability standard and represents an interim measure. The calculation of L_u will be reviewed and may be modified in future reporting periods to become more closely aligned with the CIA *Standards of Practice* with regard to CTE (80)-maximum actuarial calculation of the insurance contract liability. Other aspects of this method may be reviewed and modified in the future.

7.2.7.3 Calibration Criteria

The criteria described in this section will apply to segregated fund guarantee capital requirements for business contracts written on or after January 1, 2011. The existing calibration criteria in accordance with the CIA *Standards of Practice* apply to business contracts written prior to January 1, 2011, until a new approach is developed and implemented.

Equity index calibration criteria

New minimum quantitative calibration criteria are mandated for the scenarios used to model the returns of the following total return equity indexes (henceforth referred to as “listed indexes”):

- TSX;
- Canadian small cap equity, mid cap equity and specialty equity;
- S&P 500;
- US small cap equity, mid cap equity and specialty equity;
- MSCI World Equity and MSCI EAFE

The actual investment return scenarios for each of the listed indexes used in the determination of TGCR must meet the criteria specified in the following table.

	Time Period	
	6 months	1 year
Left tail criteria:		
2.5 th percentile of return not greater than	-25%	-35%
5 th percentile of return not greater than	-18%	-26%
10 th percentile of return not greater than	-10%	-15%
Right tail criteria:		
90 th percentile of return not less greater than	20%	30%
95 th percentile of return not less greater than	25%	38%
97.5 th percentile of return not less greater than	30%	45%

Furthermore, the arithmetic average of the actual investment return scenarios for each listed index over any one-year period (including the one-year period starting on the valuation date) cannot be greater than 10%. All of these criteria must be met for the scenarios of a listed index to be in accordance with the new minimum calibration criteria.

In addition to the criteria above, modeled scenarios of TSX total return indexes must continue to satisfy the most recently published CIA *Standards of Practice* calibration criteria. In addition to the criteria above, modeled scenarios of S&P-500 total return indexes must satisfy the calibration criteria of the *American Academy of Actuaries* for equities.¹⁶²

The scenarios used to model returns of an equity index that is not one of the listed indexes need not meet the same calibration criteria, but must still be consistent with the calibrated scenarios used to model the returns of the listed indexes.

Correlation: The scenarios used to model returns for different equity indexes ~~should~~must be positively correlated with one another. Unless it can be justified otherwise, the correlation between the returns generated for any two equity indexes (whether or not they are listed) ~~should~~must be at least 70%. If scenarios are generated using a model that distinguishes between positive and negative trend market phases (e.g., the regime-switching lognormal model with two regimes) then, unless it can be justified otherwise, the scenarios ~~should~~must be such that there is a very high probability that different equity indexes will be in the same market phase at the same time, and a very low probability that different equity indexes will be in different phases at the same time.

¹⁶² For example, as published in the June 2005 document entitled “Recommended Approach for Setting Regulatory Risk-Based Capital Requirements for Variable Annuities and Similar Products.”

Bond index calibration criteria

New minimum quantitative calibration criteria are mandated for the scenarios used to model total return bond indexes that track the performance of Canadian government, US government, or investment grade corporate bonds. The actual investment return scenarios for each such index used in the determination of TGCR must have the specified characteristics.

Left tail criteria

Upper bounds are placed on the p^{th} , 5th and 10th percentiles of the one-year total returns of the indicated bond indexes. For $p = 2.5, 5$ and 10 , the p^{th} percentile of the total return over one year cannot be greater than

$$r - \max\left(D - \frac{1}{2}; 0\right) \left(D - \frac{1}{2}; 0\right) \times (a_p + b_p \times \sqrt{r}) - d_p$$

where:

- r is the effective per annum yield, at the time of valuation, on a D-year zero-coupon government bond in the currency of the bond index;
- D is the duration, measured in years, of the bond index at the time of valuation;
- a_p and b_p are parameters related to the associated p^{th} percentile increase in interest rates (the values of a_p and b_p are described below);
- d_p is the reduction in the return at percentile p due to credit default and downgrade losses associated with the particular bond index (the values of d_p are described below).

The values of a_p for a particular percentile depend on the average term to maturity of the bond index. For terms to maturity of 1, 3, 5 and 10 years, the values of a_p are given in the following table:

Percentile	Remaining Maturity			
	1 year	3 years	5 years	10 years
	a_p	a_p	a_p	a_p
2.5 th	2.00%	1.60%	1.20%	0.80%
5 th	1.70%	1.35%	1.00%	0.70%
10 th	1.30%	1.05%	0.80%	0.50%

The values of b_p are given in the following table:

Percentile	b_p
------------	-------

2.5 th	5.00%
5 th	4.20%
10 th	3.30%

The value of d_p for all government bond indexes is 0. The values of d_p for other credit classes are given in the following tables:

$d_{2.5}$	Remaining Maturity			
	1 year	3 years	5 years	10 years
AAA / AA	0.10%	0.50%	0.75%	1.30%
A	0.30%	0.80%	1.20%	2.00%
BBB	0.80%	2.00%	2.80%	4.00%

d_5	Remaining Maturity			
	1 year	3 years	5 years	10 years
AAA / AA	0.06%	0.30%	0.55%	1.00%
A	0.20%	0.55%	0.85%	1.50%
BBB	0.50%	1.40%	2.00%	3.00%

d_{10}	Remaining Maturity			
	1 year	3 years	5 years	10 years
AAA / AA	0.03%	0.15%	0.30%	0.65%
A	0.10%	0.30%	0.50%	1.00%
BBB	0.30%	0.85%	1.30%	2.00%

For terms to maturity between 1 and 10 years, the values of a_p and d_p are determined by linear interpolation between the nearest terms to maturity in the above tables. For terms to maturity greater than 10 years, the values of a_p and d_p for the 10-year term to maturity are to be used. For terms to maturity less than 1 year, the values of a_p and d_p for the 1-year term to maturity are to be used. For indexes containing bonds in multiple credit classes, d_p for the index **should** be calculated as the notional-weighted average of d_p taken over each of the bonds in the index.

Average return criterion

An upper bound is placed on the expected compounded average total return of each of the indicated bond indexes. The arithmetic average of the scenario-specific compounded average returns calculated over the D-year period beginning on the valuation date may not be greater than:

$$r + s,$$

where:

The parameters D and r are defined above and s represents the average credit risk premium.

The value of s is given in the following table:

Credit class	s
Government	0.00%
AA or higher	0.85%
A	1.10%
BBB	1.45%

Criteria for other bond indexes

The scenarios used to model returns of a bond index that does not track the performance of Canadian government, US government, or investment grade corporate bonds need not meet the same calibration criteria, but must still be consistent with the calibrated scenarios used to model the returns of these indexes, and must be conservatively determined.

Correlation

The scenarios used to model returns for different bond indexes **should** be positively correlated with one another. Unless it can be justified otherwise, the correlation between the returns generated for an equity index and a bond index in the same currency **should** be no more than 40%.

The insurer **should** take into consideration the limited historical experience with very low interest rate environments when setting assumptions for bond fund models and ensure that its internal model appropriately captures the risks associated with very low interest rate environments. An insurer's implementation of the new calibration criteria **should** not result in less conservative modeling or the use of less conservative scenario sets for bond indexes than is currently the case.

Criteria for individual segregated funds

If weighted averages of modeled indexes are used to calculate the return scenarios for an individual segregated fund (before fee deductions), all of the index return scenarios on which the segregated fund return scenarios are based must meet the above calibration criteria. Insurers that do not model segregated fund investment returns (before fee deductions) using weighted averages of index returns must contact the AMF in writing for information on how to calibrate the segregated fund return scenarios.

7.2.7.4 Calculation of the Total Capital Requirement

The capital requirement for businesscontracts subject to section 7.2.7.3 (i.e., for businesscontracts written on or after January 1, 2011) will be calculated separately from the capital requirement for all other segregated fund guarantee businesscontracts.

The capital requirement for the segregated fund guarantee exposure as a whole will be the sum of the capital requirements for all businesscontracts subject to section 7.2.7.3 and the capital requirements for all other businesscontracts. For both of these business groups, any negative capital requirement must be floored at zero¹⁶³ before the sum is calculated.

7.2.7.5 Transitional Rules

Transitional rules apply when calculating capital requirements using any internal model that has been newly authorized for use. During the initial year of use, the insurer must maintain a capital requirement equal to the sum of 50% of the amount as determined through the use of the internal model, and 50% of the capital requirements determined with the prescribed factors. Subsequently, the insurer may constitute the total capital requirement using its internal model, starting at the end of the fiscal year following the first anniversary of model's use.

7.2.8 Quantitative Requirements with Recognition of a Hedging Strategy

Under this method, the "TGCR" is calculated first. The TGCR is the value of the obligations with respect to the guarantees offered on segregated funds and is calculated at CTE (95) to which the basis risk is added and a diversification credit is subtracted, calculated using the internal model previously authorized by the AMF. The capital required will be the difference between the TGCR and the actuarial insurance contract liabilities associated with the (including contractual service margins and Risk Adjustments) for segregated fund guarantees carried on the insurer's balance sheet. ~~For the purposes of this section, the actuarial liabilities are all the liabilities held for segregated fund guarantees, including the unamortized amount of the deferred acquisition cost (DAC).~~ The capital requirement is then adjusted to amortize the impact of the current period.

The first part of the calculation involves generating a large number of stochastic real-world scenarios. The number of scenarios must be sufficient so that any change in scenario does not materially change the capital requirements. For each scenario, the insurer must forecast all the cash flows associated with the guarantees offered (i.e., payments under the guarantee, expenses, commissions, total management expense ratios, etc.). Where the insurer selects the approach in this section, all its segregated funds with guarantees must be included in the forecast and assessed in the same manner whether or not a hedging strategy is used in their regard.

¹⁶³ If, during and after the adoption of IFRS 17, the methodology used to determine the liabilities subtracted from TGCR reduces the liability for the amount of deferred acquisition costs, and the methodology did not reduce the liability for the amount of deferred acquisition costs prior to the adoption of IFRS 17, the zero floor is replaced by the negative of deferred acquisition costs.

An insurer that has a hedging strategy must recognize it under this approach. The strategy modeling must be as faithful as possible to the manner in which the strategy is actually applied. Since the hedging strategy is modeled to calculate the capital requirements, the balance sheet assets under this strategy must not be factored ~~into~~ the calculation in section ~~5.2.3~~5.2.3. However, these assets are subject to the requirements associated with credit risk, discussed in Chapters 3 and 4.

When calculating the TGCRC using this approach, certain considerations must be respected concerning the assumptions and modeling. These considerations are presented in greater detail in the following sections.

7.2.8.1 Basis of Valuation

The calculation of the value of obligations with MfADsRisk Adjustments and hedging inefficiency is subject to the following conditions:

1. The entire portfolio of policiescontracts with segregated fund guarantees must be modeled. Thus, policiescontracts subject to a hedging strategy as well as those that are not must be included in the calculations.
2. The assumptions used for the calculations must be the same as those used to calculate the actuarialinsurance contract liabilities and include ~~the MfADsRisk Adjustments~~, except for the assumptions or margins described in section ~~7.2.8~~7.2.8.
3. All the calculations must be made using CTE (95) as a risk measure.
4. With respect to modeling the hedging strategy, use of the stochastic-on-stochastic method must be founded on the ~~basic principles described in the CIA document titled Reflection of Hedging in Segregated Fund Valuation and used by the insurer to calculate its actuarial liabilities following first principles:~~

Under the stochastic-on-stochastic method, the effect of the dynamic hedging program is calculated using explicit modeling of the hedge positions which are determined based on the explicitly modelled risk-neutral liability.¹⁶⁴ In a stochastic-on-stochastic valuation, risk-neutral stochastic data (inner loop) is modeled along real-world stochastic paths (outer loop). The risk-neutral liability to be hedged depends on the purpose of the hedging program.

Explicit hedge positions are determined at each node on the real-world paths by determining the sensitivity of the liability to various market moves (i.e., the Greeks), using risk-neutral (stochastic) valuations. Having established the hedge positions required at each node, the hedge payoffs at the following time-step are determined by applying the hedge positions to the real-world outer loop. This step is repeated for each node in the real-world outer loop to determine the cash flows of the hedge. This method explicitly determines the hedge positions/cash flows and allows for an explicit estimation of unhedged risks.

5. The prescribed actuarial assumptions described in section ~~7.2.8.4~~7.2.8.4 apply in

¹⁶⁴ The risk-neutral liability represents the value of the financial option calculated for the purposes of the hedging strategy.

the outer loops according to real-world scenarios, both for hedged and unhedged products.

6. ~~The inner~~The calculation assumptions for inner loops ~~employed~~used to calculate ~~the~~ risk-neutral ~~liabilities~~¹⁶⁵liability and the greeks ~~are used to model the hedging strategy. The calculation assumptions~~ must be the same as those ~~officially~~formally used to calculate ~~the~~ risk-neutral ~~liabilities~~liability and the greeks on a daily basis for hedging purposes.
7. ~~Use of the same in-force data compression approach as that used to evaluate actuarial liabilities, if such an approach is used.~~

7.2.8.2 Hedging Strategy

The insurer must use the same hedging strategy as the one in effect on the valuation date. Among other things, if rebalancing limits dictate when the insurer rebalances its hedging portfolio, such rebalancing limits must be reflected in the modeling. The modeling must not underestimate the impact of actual rebalancing transactions on risks, particularly as regards the frequency of rebalancing risk-neutral liabilities and hedge assets.

The hedging strategy cannot be modeled if it contains elements that could affect maintenance of the actual hedging strategy or a part thereof in the long term. For example, with respect to swaps, it might contain clauses allowing the counterparty to terminate the agreement in the event of a decrease in the credit standing of the insurer below a certain level.

7.2.8.3 Economic Assumptions

Real-world market projections are subject to the calibration criteria outlined in section 7.2.7.3. These criteria apply to all ~~policies, including business written before January 1, 2011, contracts, without exception.~~ In addition, stock market models with mean reversion are not permitted for the purposes of this Guideline~~guideline~~.

With respect to the cash flow discount rates, these must be consistent with the insurer's investments in terms of the underlying assets that back the segregated funds' TGCR. In addition, the reinvestment rates of these assets must vary according to the scenario for which the cash flows are discounted. For products with a hedging strategy, the discount rates of the underlying assets that back the segregated funds' TGCR can only be used for discounting margins and hedging inefficiencies. For risk-neutral liabilities of the guarantee, the discount rates must be consistent with the hedging strategy.

7.2.8.4 Non-Economic Assumptions

Certain margins and assumptions are defined by the AMF. All assumptions and margins not specified by the AMF must be those used in the valuation of ~~actuarial liabilities and include the corresponding MfADs~~insurance contract liabilities and include the corresponding Risk Adjustments. If the insurer uses only a single aggregate Risk

¹⁶⁵ ~~Risk-neutral liability represents the value of the financial option as calculated for the purposes of the hedging strategy.~~

Adjustment rather than assumption-based Risk Adjustments, the insurer must replace the aggregate Risk Adjustment in the TGCR calculation with a Risk Adjustment that covers only those assumptions that are not defined in this section.

Lapse

A 40% margin is applied to the Best Estimate Assumption in replacement of the MfADRisk Adjustment used in the calculation of actuarialinsurance contract liabilities. The lapse margin must be applied to create an adverse impact for the insurer. For example, if increasing the lapse rate by 40% is more favourable than reducing it by 40%, the insurer should must reduce the lapse rate assumption by 40%. Lapse margins must be re-evaluated for each term in the projection and for each contract, not globally. The direction of the margin usually varies based on the level of parity (moneyness) of the guarantee.

The final assumption, including the 40% margin, must be adjusted as follows for some products:

- Products with guaranteed withdrawal benefits

Lapses before the withdrawal period must be those of the insurer including the 40% margin while lapses during the withdrawal period must be modified. The insurer's Best Estimate Assumption including the 40% margin is used at the beginning of the withdrawal period and moves on a straight line basis to reach a lapse rate of 0.5% 10 years after the start of the withdrawal period. The 0.5% rate is then maintained for the next 5 years, after which it becomes zero. If the client's surrender value becomes nil during the withdrawal period, the lapse rate must be zero as of that point in time.

The amount used in the assumption for the client's periodic withdrawal during the withdrawal period must be the maximum guaranteed withdrawal set out in the policy.

- Products with maturity guarantee

A zero lapse rate must be used when the moneyness ratio (market value/guaranteed value ratio) falls below a given value at a given point in time before the maturity date. The best estimate lapse rate assumption including the 40% margin continue to apply otherwise, including when the moneyness ratio moves above the floor.

The moneyness ratio below which the lapse rates must be zero are presented in the following table. For parts of years, the rates must be obtained by linear interpolation.

Years to Maturity	Moneyness Ratio
0	100%
1	80%

2	70%
3	60%
4	50%
5	40%

Mortality

A 16% margin is applied to the Best Estimate Assumption in replacement of the MfADRisk Adjustment used in the calculation of actuarial insurance contract liabilities. The mortality margin must be applied to the increase or decrease so that it creates an adverse impact for the insurer. The direction of the margin must create an adverse impact for the insurer, for each product or with greater granularity, i.e., not globally for all segregated funds.

Longevity for guaranteed withdrawal benefits only

The mortality improvement assumption (best estimate and MfADRisk Adjustment) is replaced for all future years by an assumption equal to 300% of the base annual mortality improvement rates.¹⁶⁶

Expenses

A 20% margin is applied to the Best Estimate Assumption for transaction fee best estimate assumption fees for assets used in the hedging strategy (e.g., swaps, and futures) in replacement of the MfAD used in the calculation of actuarial liabilities.

A 15% margin is applied to the best estimate assumption for administrative Best Estimate Assumption for administration expenses in replacement lieu of the MfADRisk Adjustment used in the calculation of actuarial insurance contract liabilities.

7.2.8.5 Basis Risk

A separate calculation is made to quantify the basis risk related to the replication of the funds in a hedging strategy. Consequently, if the insurer implicitly models this element when calculating its actuarial insurance contract liabilities, it should must be removed when calculating capital requirements. The following calculation applies only to insurers following a hedging strategy and the funds hedged under the strategy.

The formula for the risk factor (RF) will be $RF = 20 \times B \times \sqrt{2 - 2A}$

where:

¹⁶⁶ The base rates are those described in the memorandum of the Canadian Institute of Actuaries (document 211072): <http://www.cia-ica.ca/docs/default-source/2011/211072e.pdf>; <http://www.cia-ica.ca/docs/default-source/2011/211072e.pdf>.

- A represents the historical correlation between segregated fund returns and hedge asset returns;
- B represents the standard deviation of segregated fund returns.

The historical correlations must be calculated on a weekly basis and cover the previous 52 weeks. The returns of the two asset subgroups are measured by the increase in their market value, net of cash flows resulting from policyholder deposits or hedge portfolio rebalancing.

Insurers often use assets based on market indexes for hedging; segregated funds are not indexes. In this case, insurers use a certain index weighting to represent the segregated funds. With respect to the hedging assets, they are weighted by the *delta* of each index. Data must therefore be adjusted such that the weighting among the indexes is the same in the hedging assets used to perform the ~~calculation~~calculations under the current section and the weighting expected for the segregated funds.

In addition, the insurer may be slightly under- or over-hedged depending on its position within the rebalancing limits. In such a case, the data must be adjusted by a multiplier so as to assume the insurer is fully hedged at the beginning of each week.

The standard deviation of weekly segregated fund returns must be determined based on the volatility assumptions used in the hedging strategy and be based on the actual distribution between the various segregated funds on the calculation date.

To obtain the capital requirements for the basis risk (BR), RF is then applied to the sum of the market positions required by the hedging program at the end of the fiscal year (i.e., the total *delta*, including both equity and bond funds).

The calculation can be separated by type of guarantee if the hedging program is managed in this manner. The insurer could therefore separately calculate maturity guarantees, lifetime income guarantees, death guarantees and guarantees with different levels (e.g., 100% guarantee versus 75% guarantee), and then add up the capital requirements for each group to obtain a total amount.

The calculation details with respect to basis risk must be presented in the Capital Guidelines Certification Report.

7.2.8.6 Diversification Credit

A diversification benefit results when the aggregation of risks produces results that are less than the total of the individual risk elements. For CARLI purposes, it may be reflected ~~by~~in a diversification credit.

The segregated fund capital requirement for insurance and market risks before diversification is calculated on the basis of a CTE (95) using the insurer's forecast model and economic and non-economic assumptions as outlined in sections 7.2.8.3 and 7.2.8.4, to which the basis risk component (BR) is added, in accordance with the formula described in section 7.2.8.5. To determine the CTE (95), the values of the obligations in the scenarios

are sorted to determine the 5% with the highest value. The scenarios corresponding to the value of these obligations are then used to separately calculate each component's capital risk requirement (i.e., it is therefore not necessary to repeat the calculations for all the scenarios; only those that served to determine the CTE (95) before diversification will be used). The capital requirement for the following risks must be calculated with the internal model: lapse (*A*), mortality (*M*), longevity (*L*), expenses (*D*), and market (*I*).

The ~~risk of required capital for each component risk~~ is determined by recalculating the obligation value with the internal model after ~~replacing~~ substituting the insurer's assumption including Risk Adjustments for the assumption with the prescribed margin for adverse deviation with the insurer's assumption including its MfAD. The ~~replacements~~ substitution is made on a cumulative basis.

Calculation steps using the internal model

1. Calculate the total capital requirement using all the assumptions outlined in sections 7.2.8.3 and 7.2.8.4 (economic and non-economic).
2. Identify the scenarios that make up the CTE (95) and that will serve for calculations 3 to 6 below
3. Redo the calculation in Step ~~1~~, replacing the lapse assumption with the assumption with MfAD (including Risk Adjustment) used by the insurer in calculating its actuarial insurance contract liabilities.
4. Redo the calculation in Step ~~3~~, replacing the mortality assumption with the assumption with MfAD (including Risk Adjustment) used by the insurer in calculating its actuarial insurance contract liabilities.
5. Redo the calculation in Step ~~4~~, replacing the mortality improvement assumption with the assumption with MfAD (including Risk Adjustment) used by the insurer in calculating its actuarial insurance contract liabilities.
6. Redo the calculation in Step ~~5~~, replacing the ~~expense assumption~~ assumptions for expenses with the assumption with MfAD (including Risk Adjustment) used by the insurer in calculating its actuarial insurance contract liabilities.

Calculating required capital for each risk

- *BR* is the amount resulting from the calculation based on section ~~7.2.8.5~~.
- *A* is the difference between the value of the obligations calculated in Steps ~~1~~ and ~~3~~.
- *M* is the difference between the value of the obligations calculated in Steps ~~3~~ and ~~4~~.
- *L* is the difference between the value of the obligations calculated in Steps ~~4~~ and ~~5~~.
- *D* is the difference between the value of the obligations calculated in Steps ~~5~~ and 6.
- *I* is the difference between the value of the obligations calculated in Step ~~6~~ and the actuarial insurance contract liabilities (including contractual service margins and Risk Adjustments) in the financial statements, ~~including the DAG~~.

The capital requirement for insurance and market risks after diversification (*IMR*) is calculated using the following formula:

$$IMR = \sqrt{\sum_{i,j=1}^5 \rho_{ij} \times RC_i \times RC_j}$$

where:

- RC_i is required capital for the risk i ;
- The capital requirements for market risk and basis risk are combined into one component for calculation purposes;
- ρ_{ij} is the correlation factor between risks i and j , as defined in the following correlation matrix:

$i \backslash j$	Market + Basis Risk	Lapse	Mort-Mortality	Long-Longevity	Exp-Expenses
Market + Basis Risk	1				
Lapse	0.25	1			
Mortality	0	0	1		
Longevity	0	0	-0.25	1	
Expenses	0	0	0	0	1

However, the *IMR* value cannot be lower than the highest RC_i value for all i risks in the matrix.

The diversification credit *DC* is calculated using the following formula:

$$DC = \sum_{i=1}^5 RC_i - IMR$$

The diversification credit is limited to 30% of the value of $\sum_{i=1}^5 RC_i$.

7.2.8.7 Capital Requirement Before Adjustment

The capital requirement before adjustment (RC_{gross}) for segregated fund risks is calculated as follows:

$$RC_{gross} = (A + M + L + D + I + BR - DC)/1.25$$

However, RC_{gross} cannot be negative.

7.2.8.8 Capital Requirement After Adjustment

The capital requirement for the segregated funds risks calculated in this section can be adjusted to amortize the impact of the current period. The amount that can be amortized corresponds to the difference between the capital requirement before adjustment for the current quarter and that for the previous quarter. The impact will be amortized over 7 quarters, with 1/7 of the impact reflected per quarter starting in the current quarter.

Example: Amortization of the Impact of the Current Period

Quarter	Capital Requirement Before Adjustment (RC_{gross})	Variation Δ RC_{gross}	Capital Requirement After Adjustment
0	100		100
1	121	21	103 = 100 + (21) x 1/7
2	149	28	110 = 103 + (21+28) x 1/7
3	128	(21)	114 = 110 + (21+28-21) x 1/7
4	86	(42)	112 = 114 + (21+28-21-42) x 1/7
5	72	(14)	108 = 112 + (21+28-21-42-14) x 1/7
6	65	(7)	103 = 108 + (21+28-21-42-14-7) x 1/7
7	44	(21)	-95 = 103 + (21+28-21-42-14-7-21) x 1/7
8	51	7	-85 = 95 + (28-21-42-14-7-21+7) x 1/7

Details of the adjustment amount must be reported in the Capital Guideline Certification Report.

7.2.8.9 Uncertainty Associated with Parameters in the Internal Model

Estimating parameters is subject to uncertainty or sources of data errors. The insurer must determine, document and present the uncertainties and sources of errors associated with risk quantification.

For each source of error, the insurer must determine whether the degree of conservatism is adequate. The margins of conservatism must not be used to correct the internal model. Moreover, the AMF expects the adjustments made to the quantification of parameters to lead to an increase in capital requirements, particularly to satisfy the calibration criteria. When material estimation errors occur, the insurer must not simply add margins of conservatism but must also inform the AMF.

7.2.8.10 Approximations and Simplifications

The AMF expects the insurer to pay attention to approximations and simplifications. The AMF would like to ensure that these approximations and simplifications do not compromise the integrity and reliability of the capital requirement calculation results. When approximations and simplifications are used, the AMF expect them to generate conservatism in the internal model.

The insurer must ensure that the approximations and simplifications are reasonable in relation to:

1. the calculation of sensitivities (greeks) and cross-greeks in day-to-day hedging transactions and in real-world projections to evaluate hedging inefficiencies;
2. the interpolation and extrapolation methods used in the yield curves of real-world and risk-neutral projections;
3. the sufficiency of the number of points on the swap curve for the interpolations;
4. the frequency of portfolio rebalancing associated with the hedging strategy in the projections compared with reality;
5. projection horizon;
6. currency risk;
7. the data compression methods.

With respect to the data compression methods used, the insurer must show that the compressed extract has values similar to the complete extract; in particular:

1. risk-neutral liabilities;
2. hedged and unhedged greeks;
3. some cash flows or their ~~discounted~~present value (e.g., revenues, benefits, etc.);
4. the value of funds and their guaranteed value.

7.2.9 Changes and Monitoring

Where an insurer has obtained authorization to use an internal model approach, it must provide the AMF with a detailed report on the status of the internal model whenever material or non-material changes occur.

All changes must be disclosed and documented. The insurer must not group changes that would have opposite effects so as to consider them a single non-material change.

The insurer must establish a procedure to manage changes to the internal model, which will be reviewed by the AMF.

The changes must be made on a copy of the internal model so as to maintain a separation between the internal model on which the changes are made and the internal model used in the insurer's operations.

The AMF recommends that the insurer plan appropriately when making changes to its internal model. It should contact the AMF at the beginning of the process if it anticipates material changes.

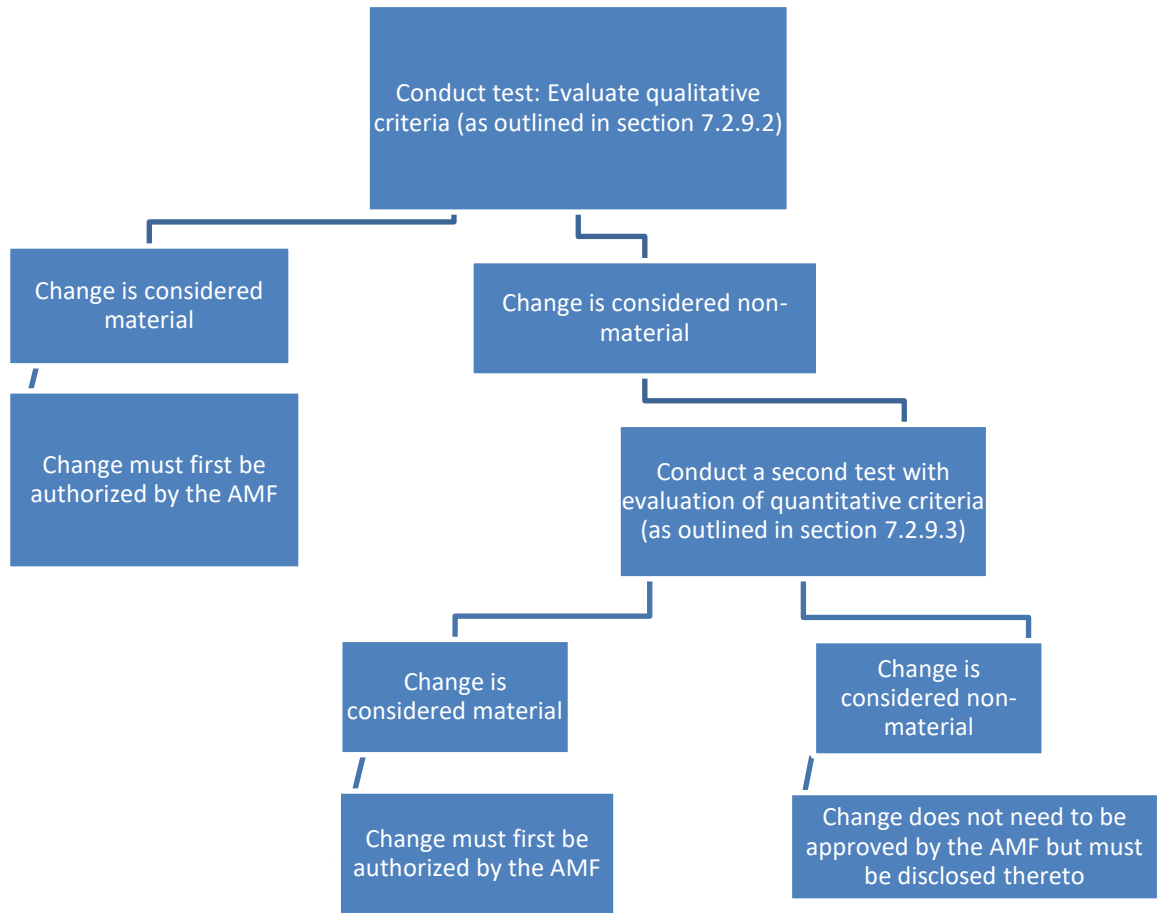
7.2.9.1 Relative Importance of Changes

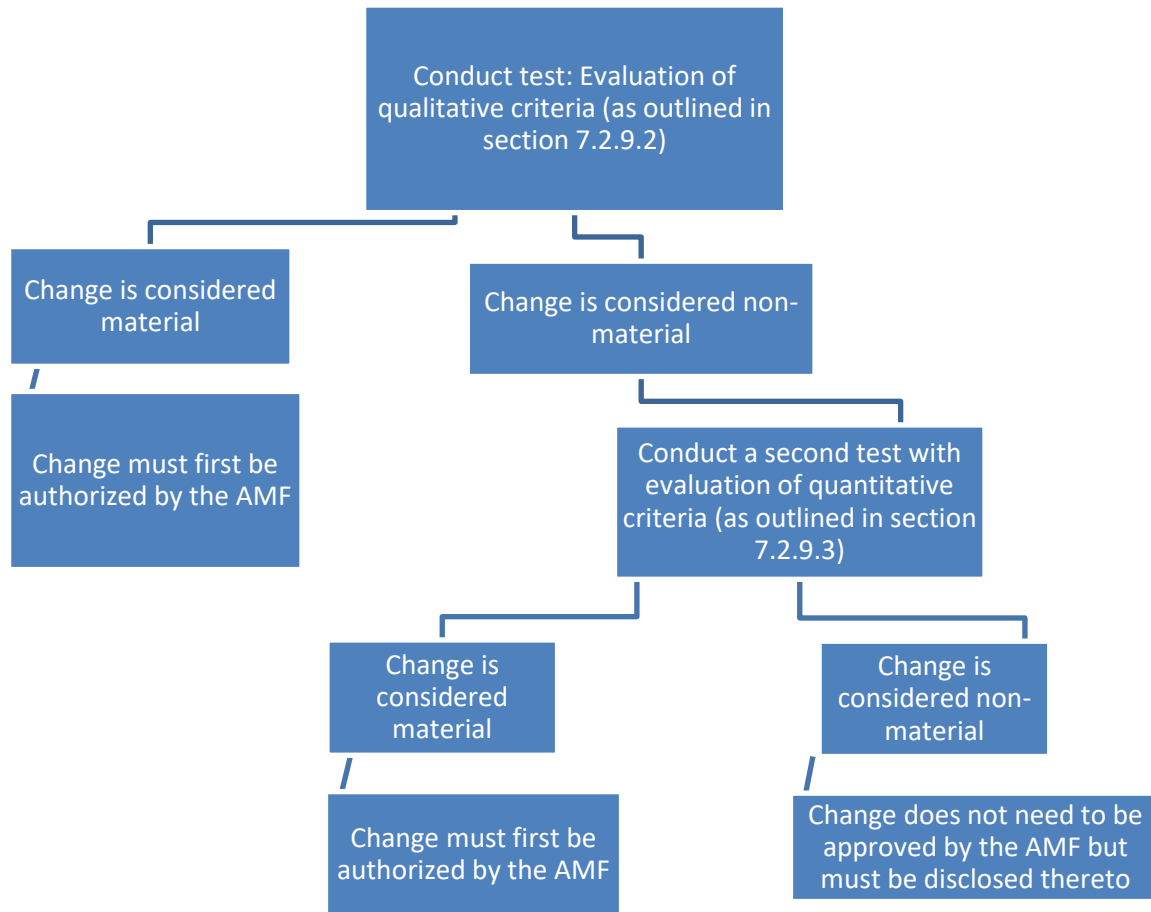
The procedure to manage changes to the internal model must contain a definition of the relative importance of changes compliant with section ~~7.2.9.~~ 7.2.9. This definition will make it possible to frame the notion of material and non-material changes as outlined in this section. In order to properly assess relative importance, the insurer must apply a combination of qualitative and quantitative criteria to the changes.

The qualitative criteria must, at minimum, consider the criteria outlined in section 7.2.9.2. To quantitatively assess relative importance, the insurer must examine the changes based on the internal definition of relative importance in the change procedure, which must, at minimum, contain the requirements of section 7.2.9.3.

The qualitative criteria must be considered as an initial test. If a change cannot be classified as material after the first test, the change must be subjected to the second test involving quantitative criteria.

The following diagram illustrates the change classification steps.





7.2.9.2 Qualitative Criteria for Material Changes

Before its implementation, a change to the internal model that affects the following elements must be disclosed to the AMF to allow it to determine whether the change must be considered material at this stage:

- governance: This includes the roles and responsibilities of the parties involved or responsible for the internal model, including senior management and members of the Board of Directors;
- internal audit and validation policies with respect to the internal model;
- the procedure to manage the changes to the internal model;
- theoretical foundations and methodology of the internal model;¹⁶⁷
- the internal model's scope of use and risks modeled.¹⁶⁸

¹⁶⁷ For example, changing the stock market return ~~scenario~~ generator by switching from a regime switching lognormal model to a single regime model or changing the dynamic lapse formula would constitute material changes.

¹⁶⁸ For example, adding new products would constitute a material change.

- the data, their sources, nature and history¹⁶⁹;
- adaptation of the internal model after changes were made to the hedging strategy;
- the technology platform¹⁷⁰;
- switching from the global method to the expected payment date method or to the method with recognition of hedges and vice-versa;
- other aspects of the internal model deemed important by the insurer or by the AMF, and the accumulation of non-material changes¹⁷¹.

The insurer must provide justification for the change. The requirements concerning material changes outlined in section 7.2.9.4 apply if the change is deemed material by the AMF. If the change is deemed non-material by the AMF, it must be subject to the quantitative criteria set out in section 7.2.9.3.

7.2.9.3 Quantitative Criteria for Material Changes

This subsection outlines the quantitative criteria for determining whether a change ~~should~~must be considered material or non-material. The unadjusted segregated fund capital requirement is the capital requirement set out in section 7.2.7.17.2.7.1, C_3^S defined in section 7.2.7.27.2.7.2 or RC_{gross} ~~set out~~defined in section 7.2.8.77.2.8.7, depending on the method used.

A change is material if:

1. it results in a decrease of 1% or more in total capital requirement; or
2. it results in a decrease of 10% or more in the capital requirement before adjustment for segregated funds in the current environment or in an environment simulating an immediate 25% drop in the stock market.

These two ratios must be calculated as follows:

- the numerator: the difference between the capital requirement before adjustment for segregated funds before and after the change;
- the denominator: the capital requirement (total or unadjusted for segregated funds) before the change.

¹⁶⁹ For example, a change in the source of the data, such as the implementation of a new administrative system or a change in the start day of the history used to determine some assumptions, constitutes a material change. The addition of a recent new year of experience, the update of an assumption based on a moving average and the update of macroeconomic parameters (such as interest rate curve or discount rate) do not constitute material changes under the qualitative criteria.

¹⁷⁰ For example, migration of a model included in the internal model to the use of an external model or a change in the technology platform supporting the internal model.

¹⁷¹ The combination of several non-material changes can have a material impact on insurers. As such, if for a given period, several non-material changes were to take place, the AMF could require that the changes be treated as material changes.

In addition, capital requirements used in calculating the above ratios must be calculated at the same date.

The update of macroeconomic parameters (such as interest rate curve or discount rate) do not constitute material changes under the qualitative criteria where this update is the result of changes that are not under the control of the insurer (e.g., update of initial rates in the IRC model, change in the discount rate where this is the swap rates curve, etc.). However, such an update constitutes a change that must be reported in the change history required under section 7.2.9.5.

7.2.9.4 Tracking Changes

Depending on the nature of the changes, the insurer must report the status of the situation to senior management and to the AMF. The AMF expects the insurer to keep a history of the changes.

Non-material changes

An additional quantitative test must be performed for changes deemed non-material according to sections 7.2.9.2 and 7.2.9.3. As such, any change that leads to a decrease of more than 5% in the capital requirement before adjustment for segregated funds must be disclosed to the AMF within a reasonable time frame before its implementation. The ratio must be calculated in accordance with the instructions in section 7.2.9.3.

All other non-material changes must be disclosed to the insurer's senior management and to the AMF at least once per fiscal year or when requested by the AMF.

Material changes

Authorization from the AMF is required prior to the implementation of any material change for the calculation of capital requirement under this guideline. For the use of the internal model for purposes other than this calculation, the insurer may use the modified internal model during the AMF authorization process. However, it is important to disclose this to the AMF as soon as possible and to apply for authorization.

Senior management must approve any application to the AMF for authorization. The insurer must disclose to the Board of Directors and senior management the type and reason for any material change. Any changes made to the internal model and to the validation process must have been validated by the validation team.

The insurer must continue using the existing internal model to calculate the capital requirement until the AMF authorizes the proposed material changes. The AMF may, at its discretion, consider that the proposed material changes are likely to have too great an impact and ask the insurer to submit a new application for authorization to use the internal model.

The application for authorization of changes submitted to the AMF must contain, at minimum, the following elements:

1. an application for authorization letter signed by senior management;
2. a positive opinion from the validation team with respect to the changes;
3. a use test (i.e., demonstration of compliance with the requirements outlined in section 7.2.6);
4. the proposed effective date of the changes for the purpose of disclosure of the CARLI ~~ratios~~Ratios to the public or to the AMF;
5. a document describing the proposed changes and summarizing the conclusions of the validation team and control results;
6. a documented impact study (i.e., sensitivity analysis, ex post control, impact on the capital requirement, impact on the CARLI ~~ratios~~Ratios, etc.) must be submitted to the AMF;
7. identification of the most important changes affecting the documentation provided to the AMF, both in terms of new documents and those that change the accompanying documents initially provided;
8. the name of the change contact or coordinator;
9. any other relevant document.

The insurer must demonstrate the nature of the proposed changes and why they ~~should~~must be considered as such. The insurer's key control functions (e.g., risk management and senior management) must not have received unfavourable opinions from the parties involved in the change process.

The insurer must describe all the organizational changes arising from the proposed changes to the internal model or related thereto.

7.2.9.5 Change History

The insurer must document the changes made to the internal model and in particular, indicate the changes made since the last disclosure of the CARLI ~~ratios~~Ratios to the AMF or to the public.

The following data must be used for tracking purposes:

1. the date of the change;
2. the portfolio affected;
3. the size of the portfolio affected;

4. the anticipated and actual effect¹⁷² on capital requirements and on CARLI ~~ratios~~Ratios;
5. the type of change or event;
6. justification for the change.

The insurer is responsible for documenting and updating the change history. Such documentation must be provided to the AMF at its request and under the conditions set out in section ~~7.2.9.~~7.2.9. In addition, the documentation must indicate the personnel responsible for the changes.

7.2.10 Continuous Monitoring

Detailed periodic monitoring reports must be provided to the insurer's senior management and to the AMF at each disclosure of the CARLI ~~ratios~~Ratios to the public or to the AMF. These reports must contain, at minimum:

1. changes in the CARLI ~~ratios~~Ratios associated with segregated funds, variations in the capital requirements, and an explanation for these changes;¹⁷³
2. details of the hedging strategy's performance over the previous nine quarters (gains and losses with explanations, efficiency metric, etc.);
3. sensitivity tests of CARLI ~~ratios~~Ratios, capital requirements and net earnings in the event of a stock market decline of at least 25%;
4. exceptions to the insurer's policies (e.g., deviations from these policies, situations where the limits in the risk appetite and tolerance policy can be exceeded, etc.);
5. concentration analyses of the most important counterparties associated with the hedging strategy.

The information related to points 2 and 5 is only required where the insurer uses the method with recognition of hedges. ~~An executive~~A summary of this report must be sent to the Board of Directors.

If deemed necessary, the AMF may request that additional information be included in all the periodic monitoring reports.

The AMF expects the insurer to remain abreast of new analysis techniques and changing industry practices and to adopt them if they improve estimation accuracy.

The insurer must have and maintain an up-to-date list of the different models used within the internal model and their objectives.

¹⁷² ~~The anticipated effect is the expected and calculated (or estimated) impact during a test prior to implementing a change. The actual effect is the impact calculated after the change has been implemented.~~

¹⁷³ ~~The AMF expects to receive qualitative explanations on the general causes of the changes (such as sales increases, rise/fall of equity markets, movement in the interest rate curve, etc.). The insurer could support its explanations with certain data, if needed.~~

If the insurer does not satisfy the requirements of this guideline on a continuous basis, the AMF may require that it hold additional capital.

The insurer must re-evaluate the parameters of the internal model:

- at least once per fiscal year;
- following market events or specific events that materially affect the internal model;
- at the AMF's request.

7.3 Modes of Calculation

7.3.1 Page ~~70.100~~ of the *Formulaire ESCAP* ("**CARLI Form (according to the form)**")¹⁷⁴ (by fund class)

The columns on page 70.100 of the CARLI form must be filled in as follows:

Column ~~01~~: ~~Guaranteed Value~~ *Valeur garantie (guaranteed value)*

This is the amount guaranteed in all segregated funds. If the funds are subject to guarantees of different amounts, for example 100% on death and 75% on maturity, report the larger amount here.

Column 02: ~~Market Value~~ *Valeur marchande (market value)*

This is the market value of the segregated funds.

Column 03: ~~TBCR~~ (TGCR)

Details of the calculation based on prescribed factors is set out in section 7.1 (lines 010 to 070 of the CARLI form). However, if the insurer uses an internal model, the result will be carried forward to line 080 of the CARLI form.

If the insurer uses the method according to section ~~7.2.7.27.2.7.2~~ or the method under section 7.2.8, the TGCR represents respectively 100% of the required capital or 100% of the required capital after adjustment using the internal model (~~see~~ refer to section 7.2.8.8) to which ~~net actuarial~~ liabilities for net insurance contracts held recorded in column 7 are added.

Column 04: ~~Credit for Reinsurance Ceded~~ *Crédit pour cession en réassurance (credit for reinsurance ceded)*

~~This is determined according to the approach agreed to with the AMF.~~

¹⁷⁴ As no insurers currently file in English, this form exists in French only.

This is determined according to the approach agreed to with the AMF.

Column 05: ~~Net~~ TBCR net (net TGCR)

This is determined as:

TGCR – Credit for reinsurance ceded

Column 07: ~~Net Actuarial Liabilities Held~~

~~This is the total net actuarial~~ Passifs des contrats d'assurance nets détenus (liabilities for net insurance contracts held)

This is the amount of insurance contract liabilities (including contractual service margins and Risk Adjustments) recorded on the balance sheet for the risks associated with segregated fund contracts with a guarantee risks, excluding deferred income taxes¹⁷⁵. risk (net of registered reinsurance).

Column 08: ~~Capital Requirement~~ requis (capital requirement)

This is determined as:

(Net TGCR – ~~Net Actuarial Liabilities Held~~ for net insurance contract held) × 1.25

The formula to determine the capital requirement includes a factor of 1.25 to bring its amount up to the intervention target level.

The following transition rules apply to the capital requirement ~~based on~~ determined from the internal model ~~according to~~ using the method in section 7.2.7:

- In the first year the model is used, ~~the~~ capital requirements are calculated as follows: 50% of the prescribed factor capital requirements + 50% of the internal model capital requirements.
- Thereafter, ~~it~~ they will represent 100% of the internal model capital requirements.

Note: The segregated fund risk capital requirement (line 920) ~~cannot~~ must not be ~~lower~~ less than zero.

7.3.2 ~~Page 70.200 of the~~ Formulaire ESCAP (“CARLI Form (according to the form”)¹⁷⁶ (by region of operations)

The columns on page 70.200 of the CARLI form must be filled in as follows:

¹⁷⁵ ~~Wherever the term “Net Actuarial Liabilities Held” or a similar term appears, it should be calculated on a basis that is consistent with the calculation of the TGCR with respect to the inclusion or exclusion of deferred income taxes.~~

¹⁷⁶ As no insurers currently file in English, this form exists in French only.

Column ~~01~~: Guaranteed Value 01: Valeur garantie (guaranteed value)

This is the amount guaranteed in all segregated funds. If the funds are subject to guarantees of different amounts, for example 100% on death and 75% on maturity, report the larger amount here.

Column 02: Market Value Valeur marchande (market value)

This is the market value of the segregated funds.

Column 03: TBCR (TGCR)

If the insurer uses the method according to section ~~7.2.7.2~~ 7.2.7.2 or the method under section 7.2.8, the TGCR represents respectively 100% of the required capital or 100% of the required capital after adjustment using the internal model (~~see~~ refer to section 7.2.8.8) to which net-actuarial are added liabilities for net insurance contracts held are added recorded in column 7.

Column 04: CreditCrédit pour cession en réassurance (credit for Reinsurance Cededreinsurance ceded)

This is determined according to the approach agreed to with the AMF.

~~This is determined according to the approach agreed to with the AMF.~~

Column 05: NetTBCR net (net TGCR)

This is determined as:

TGCR – Credit for reinsurance ceded

Column 07: Net Actuarial Liabilities Held

Passifs des contrats d'assurance nets détenus (

~~This is the total net actuarial liabilities~~ for net insurance contracts held)

This is the amount of net insurance contract liabilities (including contractual service margins and Risk Adjustments) recorded on the balance sheet for the risks associated with segregated fund contracts with a guarantee risks, excluding deferred income taxes¹⁷⁷.risk (net of registered reinsurance).

Column 08: Capital Requirementrequis (capital requirement)

This is determined as:

¹⁷⁷ ~~Wherever the term "Net Actuarial Liabilities Held" or a similar term appears, it should be calculated on a basis that is consistent with the calculation of the TGCR with respect to the inclusion or exclusion of deferred income taxes.~~

(Net TGCR – ~~Net Actuarial Liabilities~~ Held for net insurance contracts held) × 1.25

The formula to determine the capital requirement includes a factor of 1.25 to bring its amount up to the intervention target level.

The following transition rules apply to the capital requirement ~~based on~~ determined from the internal model ~~according to~~ using the method in section 7.2.7:

- In the first year the model is used, ~~the capital requirement is~~ requirements are calculated as follows: 50% of the prescribed factor capital requirements + 50% of the internal model ~~requirement~~ capital requirements.
- Thereafter, ~~they~~ will represent 100% of the internal model capital requirements.

Note: The amount entered in cell 7020090920 must be identical to that entered in cell 7010090920 on page 70.100.

Chapter 8. Operational Risk

Operational risk is the risk of loss resulting from inadequate or failed processes, people or systems or from external events. This definition includes legal risk¹⁷⁸, but excludes strategic and reputational risk.

8.1 Operational Risk Formula

Required capital for operational risk is the sum of :

- business volume required capital;
- capital requirements associated with a large increase in business volume; and
- general required capital.

8.2 Operational Risk Exposures and Factors

This section outlines exposures and factors used to calculate required capital for operational risk.

8.2.1 Business Volume Capital Requirement

The business volume capital requirement is determined by applying the following factors to ~~written premiums and assumed reinsurance~~ premiums received in the past 12 months, and to account values ~~/ or~~ liabilities for deposit-type products:

Exposure	Factor
Written Direct premiums <u>received</u>	2.50%
Assumed reinsurance premiums <u>received</u>	1.75%
Investment products and annuities:	
Account values of segregated funds with guarantees – contracts not covered by an AMF-authorized hedging strategy (refer to section 7.2.8 7.2.8)	0.40%
Account values of segregated funds with guarantees – contracts covered by an AMF-authorized hedging strategy (refer to section 7.2.8 ¹⁷⁹ 7.2.8) ¹⁸⁰	0.80%
Liabilities for annuities in payout period, and annuity liability equivalents for longevity risk transfer arrangements	0.15%

¹⁷⁸ Legal risk includes, among others, exposure to fines, penalties, or damages resulting from supervisory actions, as well as private settlements.

~~¹⁷⁹ Even if the contract is only partially hedged, the total value of the contract accounts must be included in the calculation.~~

¹⁸⁰ Even if the contract is only partially hedged, the total value of the contract accounts must be included in the calculation.

Exposure	Factor
Account values for universal life insurance policies contracts	0.10%
Account values of mutual funds, GICs, other investment-type products and segregated funds without guarantees, and liabilities for annuities in accumulation	0.10%

~~Written premiums for individual and group life policies~~Direct premiums received and assumed reinsurance premiums received relate to insurance contracts issued. While direct premiums received are attributable to premiums received from individual policyholders, assumed reinsurance premiums received are collected for contracts assumed from other insurers. Direct premiums received for individual and group life insurance contracts include universal life premiums, but exclude annuity and longevity risk transfer premiums, mutual fund deposits, GICs, segregated fund deposits and premium equivalents for administrative service only/investment management services.

In determining the assumed reinsurance ~~premium amount~~premiums received to which the 1.75% risk factor applies, coinsurance premiums may be calculated net of reinsurance allocations such as ~~ceding commissions that include agent commissions~~acquisition costs, premium taxes and ~~administrative~~administration expenses. For funds withheld coinsurance and modified coinsurance ~~arrangements~~contracts, the 1.75% factor applies to the portion of the gross accruing receivable or gross modified coinsurance receivable corresponding to premiums net of reinsurance allocations (i.e., the premium amount must be the same as the amount for regular coinsurance).

The account and liability values to which the factors for investment products and annuities are applied and are calculated before the reduction for reinsurance (where applicable), ~~and include PfADs including the Risk Adjustment but excluding contractual service margins.~~ The liability value for business assumed under modified coinsurance ~~arrangements~~contracts is the value of the pro forma liability for the business had it been assumed under regular coinsurance.

Longevity risk transfer arrangements that assume longevity risk have the same capital requirements as the underlying annuity business. The annuity liability equivalent for a swap is the current gross value of the floating leg of the swap, without deductions or offsets.

Business of deconsolidated subsidiaries under section 1.3 is excluded from operational risk requirements related to volume of business.

8.2.2 Capital Requirements Associated with a Large Increase in Business Volume

Capital requirements associated with a large increase in business volume are calculated by geographic region (refer to section ~~4.1.5~~1.1.5). The factors in section ~~8.2.1~~ are applied to the amounts by which the year-over-year increases in ~~written~~direct premiums received,

assumed reinsurance premiums received, and account values ~~/or~~ liabilities for investment products and annuities¹⁸¹ exceed a threshold of 20%.

The year-over-year increase for ~~writtendirect~~ premiums received is defined ~~to be as~~ the total amount of direct premiums ~~writtenreceived~~ in the past 12 months that exceed 120% of the direct premiums ~~writtenreceived~~ for the same period in the previous year. It is calculated separately for each of the following products:

- Individual Life (including Universal Life);
- Group Life (including Universal Life);
- Other insurance products (excluding annuities).

Example: Increase in WrittenDirect Premiums Received

If, as a result of rapid business growth, ~~writtendirect~~ premiums received increase by 50% from 100 in Y1 to 150 in Y2, the amount of premiums in Y2 in excess of 120% of the premiums in Y1 (30) is subject to an additional capital requirement of 0.75 (30 x 2.50%).

The year-over-year increase for assumed reinsurance premiums received is defined as the total amount of reinsurance premiums assumed in the past 12 months that exceed 120% of the ~~assumed~~ premiums assumed for the same period in the previous year, for all products combined.

For investment products and annuities, the year-over-year increase is calculated separately for each of the following:

- account values for segregated funds with guarantees;
- liabilities for annuities in payout period, and annuity liability equivalents for longevity risk transfer arrangements;
- account values for universal life insurance ~~policiescontracts~~;
- account values of mutual funds, GICs, other investment products and segregated funds without guarantees, and liabilities for annuities in accumulation.

To adjust for the effect of exchange rate fluctuations over the calculation period, current and prior period premiums received, account values and liabilities denominated in foreign currencies must be converted ~~to into~~ Canadian dollars at the exchange rates in effect at the CARLI filing date. Accordingly, the amounts used to calculate significant increases in business volume may not correspond to the amounts reported in prior period financial statements, and premiums ~~may not received cannot~~ correspond to amounts reported in the current period financial statements.

In the case of an acquisition of another entity or an acquisition of a block of business (e.g., through assumption reinsurance), the premiums received, account values, liabilities and

¹⁸¹ The calculation of the increase for investment products and annuities must only take into account gross sales for the year.

equivalents for any prior reporting period (before the acquisition) are the sum of the corresponding amounts of the two separate entities ~~/or~~ blocks of business, i.e., the sum of these amounts for the acquiring insurer and for the acquired insurer or ~~product portfolio-block of business~~. Following an acquisition, the acquiring insurer must reclassify premiums based on the merged company's categorization, using approximations as necessary, to follow categories used in the LIFE return.

Example: Business Acquisition

Assume that insurer A has ~~written~~direct premiums received of 100 for the 12-month period ending December 31, Y1. In Y2, it acquires insurer B ~~that wrote, which has direct~~ premiums received of 50 during Y1. The merged insurer reports a total of 225 in ~~written~~direct premiums received for the 12-month period ending December 31, Y2. The capital requirements for operational risk associated with a significant increase in business volume is calculated as:

$$2.50\% \times [225 - ((100 + 50) \times 1.20)] = 2.50\% \times 45 = 1.13$$

8.2.3 General Capital Requirement

General capital requirement has two components. The first component is calculated as follows:

- a 5.75% factor applied to the total required capital for credit, market, and insurance risk components, calculated net of all reinsurance and net of credits for participating products, adjustable products, policyholder deposits, adjustments for group ~~business~~insurance, and diversification; plus
- a 4.5% factor is applied to the required capital for segregated fund guarantees.

The second component is calculated as a 2.5% factor applied to ~~ceded~~premiums paid for reinsurance ~~premiums~~contracts held to compensate for the understatement of the first component arising from its calculation net of reinsurance. For ceded annuity business, the amount that must be used as the ~~ceded~~premium paid for reinsurance ~~premium~~contracts held equivalent is the annual amount of annuity payments ceded to the reinsurer. For risks ~~ceded~~reinsured under longevity risk transfer arrangements, the amount that must be used as the ~~ceded~~equivalent of the premium paid for reinsurance ~~premium equivalent~~contracts held is the gross amount of annuity payments ceded (for swaps, this amount is the gross annual payment under the floating leg of the swap without deductions or offsets). For coinsurance ~~arrangements~~contracts, the 2.5% risk factor ~~of 2.5% is applied~~applies to ~~ceded~~premiums paid, net of reinsurance allocations such as ~~ceding commissions that comprise agent commissions~~acquisition costs, premium taxes and administrative expenses.

Indicator	Factor
Required capital for credit, market and insurance risks	5.75%
Required capital for segregated fund guarantees	4.5%
Ceded Premiums paid for reinsurance premiums contracts held	2.5%

Chapter 9. Participating and Adjustable Products

Capital requirements for participating and adjustable products are calculated according to the previous chapters as if the products were non-participating and non-adjustable. However, participating and adjustable products allow insurers to share risk with policyholders through discretionary benefits. Therefore, insurers may include credits for participating products and for contractually adjustable products in the calculation of the Base Solvency Buffer, if certain conditions are met.

The insurer must calculate the credit for participating products by geographic region (refer to section ~~4.1.5~~ 1.1.5). However, if not all the participating products within a given region are homogeneous with respect to the risks ~~transferred~~passed through to policyholders via reductions in dividends, the insurer will need to partition its participating business within the region into separate blocks that are homogeneous with respect to risks ~~transferred~~passed through to policyholders.¹⁸² A partitioned block may contain assets and liabilities ~~(e.g., surplus, PfADs, and ancillary funds, including the assets backing them) from which the whose~~ risks are not ~~transferred~~passed through to policyholders. ~~(e.g., Risk Adjustments, contract loans and amounts on deposit)~~. A standalone capital requirement net of par credit must be calculated for each participating block.

A credit for adjustable products must be calculated for each adjustable product within the same region.

A non-trivial reduction in dividends or significant adjustments made to adjustable features may result in adverse impacts due to lapses, anti-selection, unit expense increases or legal action undertaken by policyholders. Such adverse impacts must not be reflected in cash flows when calculating the credit for participating and adjustable products.

9.1 Participating Product Credit

9.1.1 Credit Criteria for Participating Products

A participating product credit may be used to reduce the capital requirement for a block of participating ~~policies~~products provided that the ~~result~~experience with respect to specified risk elements is incorporated into the annual dividend adjustment process in a consistent manner from year to year. A par credit may be taken for the block only if the following three criteria are met.

1. The insurer's participating dividend policy must be publicly disclosed. It must make clear that policyholder dividends are not guaranteed and will be adjusted to reflect actual ~~result~~experience. The insurer must publicly disclose the elements of actual ~~result~~experience that are incorporated in the annual dividend adjustment process. ~~(e.g., investment income, asset defaults, mortality, lapses and expenses)~~ and how these risks are ~~transferred~~passed through to the policyholders.

¹⁸² Assets and liabilities for which the risks are not ~~transferred~~passed through to policyholders and that are amalgamated and related to several blocks of participating business in a single region must be allocated ~~proportionately~~proportionally to specific participating blocks of business.

2. The insurer must regularly (at least once a year) review the dividend scale in relation to the actual resultexperience of the participating account (i.e., including all blocks of business). It must be able to demonstrate to the satisfaction of the AMF which individual elements of actual results, to experience, in excess of the extent they were not amounts anticipated in the current dividend scale, have been transferredpassed through to policyholders in the annual dividend adjustment. It must also be able to demonstrate that shortfalls in actual overall resultexperience, to the extent that they are not fully absorbed by any additional positive dividend stabilization reserves or other similar resultexperience levelling mechanisms, are recovered¹⁸³ on a present value basis through level or declining reductions in the dividend scale.¹⁸⁴ The dividend scale reductions required to effect recovery must be made within two years from when the shortfall occurs.

~~Where a~~ dividend stabilization reserve (a “DSR”) or similar resultexperience-levelling mechanism ~~is negative, it is no longer ceases to be~~ available to absorb the ~~deficits related to the results of a block of participating business. If it is experience shortfalls when it has been reduced to zero or has become negative. Negative DSRs, if material, it becomes itself a shortfall related to results are considered to be experience shortfalls~~ that must be recovered through dividend reductions. ~~The recovery of negative DSRs will be, and are~~ subject to the same requirements as for recovery of other result-related deficitexperience shortfalls (i.e., dividend reductions to effect recovery of a material negative DSR must be made within two years from when the negative reserve becomes material). To determine whether a negative DSR must be recovered, its materiality must be assessed taking into consideration the insurer’s internal par management policies and the AMF’s guidelines. In addition, regardless of their significancemateriality, negative DSRs must be deducted from gross Tier 1 Capital, ~~with no corresponding add-back to Tier 2 Capital~~ (refer to section 2.1.2.10).

~~To determine whether a negative DSR must be recovered, its significance must be evaluated taking into account the insurer’s internal management policies on participating products and the AMF guidelines.~~

~~DSRs are based on the actual results. However, in~~ applying the above requirements, an insurer may elect to use either DSRs resulting from actual resultexperience within each participating block, of business or the total DSR reported on the financial statements for each participating block. ~~The Once this choice has been made, the~~ insurer must apply this choice consistently throughout ~~the present Guidelinethis guideline~~ and for each subsequent quarter. It must also apply it consistently for all participating blocks of business.

¹⁸³ The recovery of shortfalls must be demonstrated based on reductions in the dividend scale compared ~~to~~ with what would have been paid taking into account only those risk elements that are transferredpassed through to policyholders. ~~ReductionA reduction~~ in the dividend scale maywill be allowed as risk transfera pass through to policyholders only if approved by a resolution of the ~~insurer’sinsurer’s~~ Board of Directors.

¹⁸⁴ Reductions in the dividend scale must be level or must represent a significant initial or accelerated recovery of surpluses. For products that do not include periodic dividends, reductions on terminal dividends are considered to be level reductions in the dividend scale.

- The insurer must be able to demonstrate to the AMF that it follows the dividend policy and practices referred to above.

The actuary must explain in the Capital Guideline Certification Report how he has verified that the eligible participating products comply with the preceding criteria. Documentation supporting these explanations must be kept and be made available to the AMF upon request.

9.1.2 Calculation of the Par Credit for a Block

The par credit for a qualifying block of par business takes into account the present value of restated dividend cash flows. The par credit for a qualifying block of par business (CP_i) that is used to calculate the Base Solvency Buffer (refer to section 11.3) is obtained using the following formula:¹⁸⁵

$$CP_i = \min \left[K_i - \frac{K_i \text{ reduced interest}}{\text{interest}} + \left(1 - \frac{\overline{IRR}_{i \text{ par}}}{\max(\overline{C}_{i \text{ adverse}}; \overline{IRR}_{i \text{ par}})} \right) C_{i \text{ initial}}; K_i - K_{i \text{ floor}} \right]$$

where:

$$CP_i = \min \left[K_i - \frac{K_i \text{ reduced interest}}{\text{interest}} + \left(1 - \frac{\overline{IRR}_{i \text{ par}}}{\max(\overline{C}_{i \text{ adverse}}; \overline{IRR}_{i \text{ par}})} \right) C_{i \text{ initial}}; K_i - K_{i \text{ floor}} \right]$$

where:

- $C_{i \text{ initial}}$ is 75% of the present value of restated dividend cash flows for the block used in the interest rate risk calculation (refer to section 5.1.3.35.1.3.3), where these flows are discounted using the Initial Scenario Discount Rates in section 5.1.1;
- $\overline{C}_{i \text{ adverse}}$ is defined by:

$$\overline{C}_{i \text{ adverse}} = \frac{1}{6} \sum_{q=1}^6 C_{i \text{ adverse in quarter } q}$$

This amount represents the six-quarter rolling average of $C_{i \text{ adverse}}$, taken over the current quarter and the five previous five quarters (i.e., a moving average over six quarters) of. For each quarter, the quantity $C_{i \text{ adverse}}$, which is equal to 75% of the present value of restated dividend cash flows for the block used in the interest rate

¹⁸⁵ Where a participating block spans more than one geographic region, the following adjustments must be made to the par credit formula:

- All K terms are the sum of the adjusted diversified requirements taken over all applicable geographic regions;
- $\overline{IRR}_{i \text{ par}}$ is the interest rate risk capital requirement only for the geographic region in which dividends are payable; and
- The term $K_i \text{ reduced interest}$ is reduced only for the capital required for the interest rate risk for the geographic region in which dividends are payable.

risk calculation, discounted using the rates under the most adverse scenario that determines the requirement for interest rate risk; in that quarter.¹⁸⁶

- $\overline{IRR}_{t\ par}$ is the interest rate risk requirement (refer to section ~~5.1.2.3~~ 5.1.2.3) for the block ~~under the most adverse scenario that determines the requirement for interest rate risk;~~
- K_i is the adjusted diversified requirement K for the block (refer to section 11.2);
- $K_{i\ reduced\ interest}$ is the adjusted diversified requirement K for all risks in the block, but with the capital requirement for interest rate risk reduced. This amount is calculated by setting the ~~block's~~ block's interest rate risk capital requirement to $\max(\overline{IRR}_{t\ par} - \overline{C}_{i\ adverse}; \overline{IRR}_{i\ par} - \overline{C}_{i\ adverse}; 0)$ and leaving all other risk requirements unchanged;
- $K_{i\ floor}$ is the minimum adjusted diversified requirement for the block. This amount is calculated by aggregating the following elements in the calculation of $K_{i\ floor}$ ¹⁸⁷:
 - i) 100% of the capital requirements for all risks in the block that cannot be transferred passed through to policyholders by making adjustments to the dividend scale;¹⁸⁸
 - ii) ~~105%~~ 105% of the interest rate risk capital requirement for the block, if interest rate risk can be transferred passed through to policyholders by making adjustments to the dividend scale;
 - iii) 30% of the capital requirements for all other risks in the block that can be transferred passed through to policyholders by making adjustments to the dividend scale.

For a block that has assets and liabilities for which interest rate risk is transferred passed through to policyholders, and other assets and liabilities for which interest rate risk is not transferred passed through to policyholders, the combined amount for i) and ii) above that must be used for the interest rate risk requirement in calculating $K_{i\ floor}$ is:

$$100\% \times \overline{IRR}_{t\ par\ st} + 10\overline{IRR}_{i\ par\ npt} + 5\% \times \max(\overline{IRR}_{t\ par} - \overline{IRR}_{t\ par\ st}; \overline{IRR}_{i\ par} - \overline{IRR}_{i\ par\ npt}; 0)$$

¹⁸⁶ For a new participating block, no averaging must be used for the first quarter calculation. For the second quarterly calculation, $\overline{C}_{i\ adverse}$ for the block must be calculated using one half (1/2) of the sum of $C_{i\ adverse}$ for the first two quarters. For the third quarter calculation, the average must be calculated using one third (1/3) of the sum of $C_{i\ adverse}$ for the first three quarters. The averaging must continue until the data are obtained for six quarters.

¹⁸⁷ For insurance risks, the percentage factors below are applied to the intermediate amounts IR_i and LT_i used to calculate K .

¹⁸⁸ This capital requirement includes requirements for credit and market risks related to surplus-backed all assets, ~~PfADs and/or ancillary funds if whose~~ returns ~~on these assets~~ are not transferred passed through to policyholders. If the block contains assets/liabilities whose risks are not transferred passed through to policyholders, and these assets/liabilities are commingled with assets/liabilities whose risks are transferred passed through to the policyholders, then the capital requirements for credit and market risks, other than interest rate risk, for the assets/liabilities whose risks are not transferred passed through must be determined using proportional allocation.

where $IRR_{i \text{ par npt}}$ is defined in section 5.1.2.35.1.2.3.

The calculation of the average $\overline{C_{i \text{ adverse}}}$ does not apply to the first quarterly calculation of a new block of participating business. For the second quarterly calculation, the average amount must be determined as being one half ($\frac{1}{2}$) of the sum of the current amounts of the first two quarters. For the third quarterly calculation, the average amount must be determined as being one third ($\frac{1}{3}$) of the sum of the current amounts of the first three quarters. This calculation method continues until the data over six quarters is obtained.

Example: Participating Product Credit

Suppose that a participating block of business has the following capital requirements amounts and that the interest rate risk capital requirement has remained the same for the previous five quarters:

Insurance Risk	Capital Requirement (IR_t)	Level and Trend Risk Components (LT_t)	$IR_t = 0.5 \times LT_t$
Mortality	750,000	300,000	600,000
Longevity	0	0	0
Morbidity—incidence	0	0	0
Morbidity—termination	0	0	0
Lapse—sensitive	500,000	200,000	400,000
Lapse—supported	0	0	0
Expenses	50,000	0	50,000
Total	1,300,000	500,000	

Other Risks	Capital Requirement
Credit risk	300,000
Interest rate risk (IRR)	400,000
Other market risks	250,000

Suppose further that the present value of restated dividends for the block under the initial scenario is 800,000, and that this value moves to 1,200,000 under the adverse scenario that determines the capital requirement for interest rate risk. The value $C_{i \text{ initial}}$ for the block is therefore $(75\% \times 800,000 =)$ 600,000 and the value $C_{i \text{ adverse}}$ is $(75\% \times 1,200,000 =)$

900,000. Finally, suppose that all risks associated with the block except mortality risk are transferred to policyholders through dividend adjustments.

Supposing that $\overline{IRR} = IRR$ and that $\overline{C_{adverse}} = C_{adverse}$, the requirement K for this block is equal to 1,913,534 (the intermediate quantities in the calculation are $I = 832,166$, $D = 1,544,525$, and $U = 2,250,000$; refer to section 11.2.4 for an example that presents the steps in the calculation of K). Since $\overline{IRR} < \overline{C_{adverse}}$ for the block, the requirement $K_{reduced\ interest}$ is the requirement K for the block recalculated using an interest rate risk capital requirement of 0, and is equal to 1,565,932 ($I = 832,166$, $D = 1,205,277$, $U = 1,850,000$). The potential credit as a function of the dividend absorption capacity is therefore:

$$1,913,534 - 1,565,932 + \left(1 - \frac{400,000}{900,000}\right) \times 600,000 = 680,935$$

Since all risks except for mortality risk are transferred to policyholders, the requirement K_{floor} for the block is calculated using 100% of the capital requirement for mortality risk, 10% of the capital requirement for interest rate risk, and 30% of the capital requirement for other risks.

Insurance Risk	Capital Requirement (IR _i)	Level and Trend Risk Components (LT _i)	IR _i - 0.5 × LT _i
Mortality	750,000	300,000	600,000
Longevity	0	0	0
Morbidity – incidence	0	0	0
Morbidity – termination	0	0	0
Lapse – lapse-sensitive business	450,000	600,000	420,000
Lapse – lapse-supported business	0	0	0
Expenses	50,000	0	50,000
Total	1,300,000	500,000	

Other Risks	Capital Requirement
Credit risk	300,000
Interest rate risk (IRR)	400,000
Other market risks	250,000

Suppose further that the present value of restated dividends for the block under the initial scenario for the current quarter and the previous five quarters is 800,000, and that this value increases to 1,200,000 under the adverse scenario that determines the capital requirement for interest rate risk. The value $\bar{C}_{initial}$ for the block is therefore $(75\% \times 800,000 =) 600,000$ and the value of $\bar{C}_{adverse}$ is $(75\% \times 1,200,000 =) 900,000$. Finally, suppose that all risks associated with the block except mortality risk are passed through to policyholders through dividend adjustments.

The requirement K for this block is equal to 1,913,436 (the intermediate amounts in the calculation are $I = 832,166$, $D = 1,544,525$ and $U = 2,250,000$; refer to section 11.2.4 for an example that presents the steps in the calculation of K). Since $\overline{IRR} < \bar{C}_{adverse}$ is for the block, the requirement $K_{reduced\ interest}$ is the requirement K for the block recalculated using an interest rate risk capital requirement of 0, and is equal to 1,565,813 ($I = 832,166$, $D = 1,205,277$ and $U = 1,850,000$). The potential credit as a function of the dividend absorption capacity is therefore:

$$1,913,436 - 1,565,932 + \left(1 - \frac{400,000}{900,000}\right) \times 600,000 = 680,956$$

Since all risks except for mortality risk are passed through to policyholders, the requirement K_{floor} for the block is calculated using 100% of the capital requirement for mortality risk, 5% of the capital requirement for interest rate risk, and 30% of the capital requirement for other risks.

Expenses	45,000	0	45,000
Total	915,000	360,000	

Other Risks	Capital Requirement
Credit risk	90,000
Interest rate risk (IRR \overline{IRR})	400,000
Other market risks	75,000

Insurance Risk	Capital Requirement (IR_i)	Level and Trend Risk Components (LT_i)	$IR_i - 0.5 \times LT_i$
Mortality	750,000	300,000	600,000
Longevity	0	0	0
Morbidity incidence	0	0	0

<u>Morbidity termination</u>	<u>0</u>	<u>0</u>	<u>0</u>
<u>Lapse – lapse-sensitive business</u>	<u>150,000</u>	<u>60,000</u>	<u>120,000</u>
<u>Lapse – lapse-supported business</u>	<u>0</u>	<u>0</u>	<u>0</u>
<u>Expenses</u>	<u>15,000</u>	<u>0</u>	<u>15,000</u>
<u>Total</u>	<u>915,000</u>	<u>360,000</u>	

The value of K_{floor} is therefore 987,966,972,406 ($I = 649,173$, $D = 772,354,758,780$ and $U = 1,420,100,000$), and the maximum credit as a function of the requirements above the CARLI floors is therefore:

$$1,913,534 - 987,966 = 925,568,436 - 972,406 = 941,030$$

The par credit CP for the block is equal to the lower of the two amounts, which is 680,935,956.

9.2 Credit for Contractually Adjustable Products

9.2.1 Credit Criteria for Adjustable Products

Contractually adjustable products qualify for a credit if all of the following conditions are met.

1. Contractual adjustability is at the sole discretion of the insurer and it must be exercised during the contract duration.
2. All adjustable features associated with the products (e.g., premiums, fees and insured amounts) have been explicitly disclosed in the contract.
3. The insurer must regularly (at least once a year) review the products' results and consider their potential impact on adjustments. Although the review and corresponding adjustments may be for the most part forward-looking, the insurer must be able to demonstrate to the satisfaction of the AMF which individual elements of the actual results are considered in the review process.
4. The adjustability is reasonably flexible, and the insurer must have tested the reasonable flexibility of the adjustable features in pricing the product or thereafter. The test should demonstrate that the insurer is able to recuperate at least half of any unexpected insurance risk losses (defined as the product's marginal capital requirement for insurance risks minus its Surplus Allowance related to insurance risks) by comparing the insurance contract liabilities ~~of the policies~~ with and without future adjustments. Tests of adjustability must not take into consideration amounts recoverable through arrangements that receive separate credit for the insurance risk

capital requirement, such as hold harmless agreements, deposits made by policyholders or claims fluctuation reserves.

5. If an insurer takes credit for an adjustable feature, the insurer must have a documented internal policy on how it makes adjustments and the key considerations in making adjustments, including the losses or shortfalls in actual overall results. Any credit taken by the insurer must be calculated consistently with the manner stated in the internal policy and must reflect policies that, if followed, would reduce or restrict the adjustability otherwise permitted in the contract].
6. The insurer must be able to demonstrate to the AMF that it follows the adjustment policy and practices referred to above.

A product that is only adjustable up to a certain age or has a one-time adjustment may be considered adjustable provided that it meets all the preceding conditions. The insurer may not take a credit for an adjustment that is no longer available (e.g., used up or expired), or that the insurer would not exercise, according to its policy or past practices, in the event of adverse results or loss. ~~Similarly, a product does not qualify if the adjustability is only exercised after the term of the liability as defined in the CIA Standards of Practice.~~

A product that is adjustable at the discretion of the insurer, but subject to third-party approval, is eligible. However, the credit for such a product will be lower than other qualifying adjustable products that do not require such approval.

A product with a solvency maintenance clause (e.g., certain non-participating products issued by fraternal benefit societies) may be eligible provided it meets all other criteria.

A product with features that are not adjustable at the discretion of the insurer (such as formula- or index-based adjustments) is treated as a non-adjustable product.¹⁸⁹

The actuary must explain in the Capital Guideline Certification Report how he has verified that the qualifying adjustable products comply with the preceding criteria. Documentation supporting these explanations must be kept and be made available to the AMF upon request.

9.2.2 Calculation of Credit for Adjustable Products

The gross credit (C_j) for adjustable products- is calculated for the following two categories of qualifying products that generate contractually adjustable liability cash flows.

1. Products adjustable at the sole discretion of the insurer and that do not require third-party approval.
2. Products adjustable at the sole discretion of the insurer and that do require third-party approval.

¹⁸⁹ However, it is possible that a product with a formula-based or an index-based adjustment may have other contractually adjustable features that are at the sole discretion of the insurer, such as cost of insurance coverage. In such cases, only those features that are contractually adjustable at the sole discretion of the insurer are treated as adjustable for the calculation of the credit.

The gross adjustable product credit is equal to the difference between non-adjusted cash flows and adjusted cash flows discounted using the Initial Scenario Discount Rates described in section 5.1.1. ~~The~~For each adjustable feature of a contract, the adjusted cash flows are based on the maximum possible adjustment for the ~~contracts~~contract within the contract boundary, up to a limit, ~~for each adjustable feature~~. The limit for each adjustable feature is set depending on whether adjustments to the feature require third-party approval or not.

For products with adjustable features that do not require third-party approval, the increase or decrease for each feature recognized in the adjusted cash flows is capped at 50% of the feature's current level, applied linearly over a period of five years (i.e., 10% per year).¹⁹⁰ For products with adjustable features that do require third-party approval, the increase or decrease for each feature recognized in adjusted cash flows is capped at 30% of the current level, applied linearly over a period of five years after a waiting period of two years (i.e., adjustments of 6% per year are applied after a waiting period of two years).¹⁹¹

Once the gross adjustable credit (C_j) for a product has been calculated, the adjustable credit (CA_j) for the product used to calculate the Base Solvency Buffer (refer to section 11.3) is obtained using the following formula:¹⁹²

$$CA_j = \min \left[C_j ; 0.7 \times \left(K_{non\ par} - K_{non\ par, excluding\ the\ adjustable\ product\ j} \right) \right]$$

where:

- $K_{non\ par}$ is the adjusted diversified requirement K (refer to section 11.2.4) calculated for the non-participating block;
- $K_{non\ par\ excluding\ adjustable\ product\ j}$ is the adjusted diversified requirement¹⁹³ K calculated for the non-participating block, but recalculated excluding the qualifying adjustable product's requirements for all insurance risks.

Example: Credit for Contractually Adjustable Products

This example builds on the example presented at the end of section ~~11.2.4~~ where the requirement $K_{non-par}$ for a non-participating block of business within a geographic region is determined to be ~~1,495,198~~494,864. If this block contains an adjustable product, it is necessary to calculate the gross adjustable credit (C) and to recalculate the block's insurance risk capital requirement excluding the insurance risks for adjustable products to

¹⁹⁰ The insurer may instead cap the ~~adjustments~~adjustment at 25% of the feature's current level ~~starting and apply it~~ after one year.

¹⁹¹ The insurer may instead cap the ~~adjustments~~adjustment at 10% of the feature's current level ~~starting and apply it~~ after one year.

¹⁹² In cases where an adjustable block spans more than one geographic region, both K terms in the credit formula for adjustable products must be replaced with the sum of the adjusted diversified requirements of all applicable regions.

¹⁹³ An approximation may be used under section 1.4.5.

determine the credit for adjustable products. Suppose that the gross credit for adjustable products is equal to 250,000, and that the following table presents ~~the~~this block's recalculated capital requirement for insurance risk after removal of adjustable product insurance risks from the non-participating block.

Insurance Risk	Capital Requirement (IR _i), Excluding the Adjustable Product	Level and Trend Risk Components (LT _i), Excluding the Adjustable Product	$RA_T IR_i - 0.5 \times NT_T LT_i$
Mortality	800,000	500,000	550,000
Longevity	3,000	3,000	1,500
Morbidity – incidence	50,000	10,000	45,000
Morbidity – termination	2,500	1,000	2,000
Lapse – sensitive	200,000	90,000	155,000
Lapse – supported	100,000	40,000	80,000
Expenses	7,500	0	7,500
Total	1,163,000	644,000	

The recalculation of the amounts *I*, *D*, *U* and *K* for the block is then ~~proceed~~performed as follows:

$$A = \sqrt{\sum_{i,j=1}^7 \rho_{ij} \times (IR_i - 0.5 \times LT_i) \times (IR_j - 0.5 \times LT_j)} = 633,756$$

$$I = \sqrt{\sum_{i,j=1}^7 \rho_{ij} \times (IR_i - 0.5 \times LT_i) \times (IR_j - 0.5 \times LT_j)} = 633,756$$

$$A = 200,000 + 75,000 = 275,000 \text{ (unchanged value)}$$

$$D = \sqrt{A^2 + AI + I^2} = 807,189$$

$$U = \sum_{i=1}^7 IR_i + E \sum_{i=1}^7 IR_i + A = 1,163,000 + 275,000 = 1,438,000$$

$$LT = 644,000$$

$$K_{\text{non-par, excluding adjustable product}} = 0.8 U + 0.1 LT + \max\left(0.233 U - 0.116 LT - 1.033 D + \frac{D^2}{U - 0.5 LT}; 0\right) = 1,225,154$$

$$K_{\text{non-par, excluding adjustable product}} = \frac{4}{5} U + \frac{1}{10} LT + \max\left(\frac{14U - 7LT - 62D}{60} + \frac{2D^2}{2U - LT}; 0\right) = 1,224,935$$

The adjustable credit for the product is then:

$$CA = \min[250,000; 0.7 \times (1,495,198 - 1,225,154)] = 189,031$$

$$CA = \min[250,000; 0.7 \times (1,494,864 - 1,224,935)] = 188,950$$

9.3 Contractually Adjustable Participating Products

Where a participating product also has an adjustable feature to transfer losses or reflect adverse results from all risks, the insurer may take simultaneous credit for both the participating product and the adjustable features, as specified below. For an insurer to take this credit, the product must meet all the criteria for participating products specified in section 9.1.1 and all the criteria for adjustable products specified in section 9.2.1. In addition, the insurer must have sole discretion to exercise the adjustable feature without third-party approval to recover losses or reflect adverse results that occur for any reason (i.e., adjustability must not be limited to specific risks). If the participating product has an adjustable feature that is not able to transfer losses or reflect adverse results from all risks, the insurer cannot take the credit described in this section. For such products, the insurer has the option to apply either the credit for participating products, or the credit for adjustable products, but not both.

If a product is eligible for both credits, the credit for adjustable products must be recalculated using the methodology for participating products specified section 9.1.1. The revised credit for adjustable products is obtained using the following formula:

$$CA = \min \left[K - K_{\text{reduced interest}} + \left(1 - \frac{\overline{IRR}}{\max(\overline{C}_{\text{adverse}}; \overline{IRR})}\right) \left(1 - \frac{\overline{IRR}}{\max(\overline{C}_{\text{adverse}}; \overline{IRR})}\right) C_{\text{initial}}; K - K_{\text{floor adj}} \right]$$

where

- K , $K_{\text{reduced interest}}$ and \overline{IRR} have the same definitions as in section 9.1.2;
- C_{initial} is the gross credit for adjustable products defined in section 9.2.2;
- $\overline{C}_{\text{adverse}}$ is the six-quarter rolling average of, calculated over the current quarter and the previous five preceding quarters (i.e., the six-quarter rolling average) of C_{adverse} which is the, of gross credit credits for adjustable products modified so that

in each quarter it is discounted using the ~~rates~~rate under the most adverse scenario that determines the capital requirement for interest rate risk in that quarter, instead of ~~those of~~ the initial scenario;¹⁹⁴

- $K_{floor\ adj}$ is calculated by aggregating the following elements in the calculation of K :
 - 30% of required capital for all insurance risks for the block;
 - 100% of required capital for all other risks for the block.

The aggregate credit for the product is then equal to:

$$\min(CP + CA; K - K_{floor\ global})$$

where

- CP is the participating credit for the product;
- CA is the recalculated adjustable credit for the product;
- K is the adjusted diversified requirement for the block;
- $K_{floor\ global}$ is calculated by aggregating the following elements in the calculation of K :
 - ~~105~~5% of the interest rate risk capital requirement for the block;
 - 30% of the capital requirement for all other risks for the block.

¹⁹⁴ For a new participating block, no averaging must be used for the first quarter calculation. For the second quarterly calculation, $\bar{C}_{i\ adverse}$ for the block must be calculated using one half ($\frac{1}{2}$) of the sum of $C_{i\ adverse}$ for the first two quarters. For the third quarter calculation, the average must be calculated using one third ($\frac{1}{3}$) of the sum of $C_{i\ adverse}$ for the first three quarters. The averaging must continue until the data are obtained for six quarters.

Chapter 10. Credit for Reinsurance

This chapter describes the treatment of reinsurance in the determination of the CARLI ~~ratios~~Ratios, collateral requirements for unregistered reinsurance, and the conditions necessary for an insurer to take credit for reinsurance.

10.1 Definitions

10.1.1 Registered and Unregistered Reinsurance

In this ~~Guideline~~guideline, the terms “registered reinsurance” and “unregistered reinsurance” refer to Appendix ~~A~~ of the *Reinsurance Risk Management Guideline* issued by the AMF. The terms “registered reinsurer” and “unregistered reinsurer” refer respectively to a reinsurer with regard to its registered and unregistered reinsurance ~~agreements~~contracts.

10.1.2 Ceded Liabilities

In this chapter, ~~references to “ceded” liabilities that have been “ceded” denote actuarially valued obligations due from a reinsurer under refer to liabilities that are covered by a reinsurance arrangement, including PfAD, but before any reduction to account for the credit quality of the reinsurer contract.~~ For the purpose of this chapter, reinsured business ~~calculating the requirements in the following sections, ceded liabilities must be valued based determined on the ceded policy liability and not the reinsurance asset appearing same basis as direct liabilities recorded on the balance sheet.~~ In particular, the value of the ceded liability for any contract must be calculated using the same underlying contract cash flow assumptions and discount rates that are used to value the direct liability. Ceded liabilities must be measured without any reduction for the risk of non-performance by the reinsurer.

10.2 Valuation Basis for Ceded Liabilities

~~Policy liabilities that are ceded by an insurer under unregistered reinsurance as defined in section 10.1 must be valued, in accordance with CALM, using assumptions about the assets supporting the liabilities that are consistent with the assets used to collateralize the reinsurer’s obligation. For the purpose of valuing ceded liabilities (aggregate and policy-by-policy) in unregistered reinsurance in this chapter, the insurer must assume that the assets backing the ceded liabilities consist of all or some of the following:~~

- ~~assets held by the insurer that are used to support funds withheld from or other amounts due to the unregistered reinsurer;~~
- ~~assets located in Canada, for which the insurer has a valid and perfected first priority security interest under applicable law, that are used to obtain credit for the unregistered reinsurance (refer to section 10.4);~~
- ~~letters of credit held to secure payment to the insurer by the reinsurer that are used to obtain credit for the unregistered reinsurance (refer to section 10.4). These~~

~~amounts must be treated as non-interest bearing cash equivalents for the purpose of valuation.~~

~~If all of the above assets are not sufficient to back the ceded liability, the remaining assets backing the ceded liability are deemed to be assets held by the ceding insurer backing the ceding insurer's unallocated Available Capital.~~

~~10.3.10.2~~ **Deductions from Adjustments to Available Capital for Unregistered Reinsurance**

~~Insurers must deduct from adjust Available Capital the to account for ceded policy liabilities corresponding to reinsurance assets arising from unregistered reinsurance. All of the adjustments in this section are calculated in respect of ceded liabilities related to:~~

- ~~• existing business; and~~
- ~~• future business assumed through reinsurance contracts written and retroceded through unregistered reinsurance.~~

~~10.3.10.2.1~~ **Requirement for Aggregate Positive Liabilities Ceded**

~~For every unregistered reinsurer, the total value of the policy liabilities ceded to the reinsurer, if positive, must be included insurer must include, within the insurer's its deductions (refer to section 2.1.2.10 2.1.2.10), the higher of zero or the aggregate Best Estimate Liability ceded to the unregistered reinsurer. This requirement may be reduced to a minimum of zero through application of any credit available in respect of the unregistered reinsurer (refer to section 10.3).~~

~~10.3.210.2.2~~ **Requirement for Offsetting Policy-by-Policy Contract Liabilities Ceded**

~~Where an insurer cedes positive and negative policy-by-policy liabilities to the same unregistered reinsurer, the The amount of offsetting policy-by-policy contract liabilities ceded to the an unregistered reinsurer is defined to be the sum of:~~

- ~~• the amount of negative Best Estimate Liabilities ceded to the reinsurer, calculated on a contract-by-contract basis without any reductions; and~~
- ~~• the lower of the following totals: zero or the aggregated Best Estimate Liability ceded to the reinsurer.~~
- ~~• positive policy-by-policy liabilities ceded to the For every reinsurer;~~
- ~~• negative policy-by-policy liabilities ceded to the reinsurer.~~

~~This, the amount of offsetting amount, reduced by the adjustments to negative liabilities under section 2.1.2.9¹⁹⁵, contract liabilities ceded must be deducted from Tier 1 Capital (as a negative liability Negative Liability) and included in Tier 2 Capital. This requirement~~

¹⁹⁵~~No reduction of the adjusted amount is permitted for amounts recoverable on surrender.~~

~~is equivalent to the requirements that would apply under sections 2.1.2.9 and 2.2.1.5 had the insurer retained equal amounts of positive and negative policy-by-policy liabilities, may be reduced to a minimum of zero through application of any credit available in respect of the unregistered reinsurer (refer to section 10.3).~~

Example: Offsetting Contract Liabilities Ceded

~~A Canadian insurer cedes contract liabilities whose aggregate best estimate value is negative \$700 to an unregistered reinsurer, where the ceded liabilities contain \$800 in negative Best Estimate Liabilities calculated contract by contract.~~

~~The requirement under section 10.2.1 for aggregate positive liabilities ceded is zero.~~

~~The requirement under section 10.2.2 for offset contract liabilities ceded is \$100, which is calculated as follows:~~

- ~~1 \$800 for negative liabilities ceded, calculated contract by contract, plus~~
- ~~2 negative \$700 for aggregate Best Estimate Liabilities.~~

10.2.3 Differences between Reinsurance Contracts Held and Direct Liabilities

~~For every unregistered reinsurer, an insurer must calculate the following amount:~~

- ~~• all reinsurance contract held assets and other obligations of the unregistered reinsurer appearing in the LIFE return, excluding any contractual service margins included in these assets; less~~
- ~~• all reinsurance contract held liabilities due to the unregistered reinsurer appearing in the LIFE return, excluding any contractual service margins included in these liabilities; less~~
- ~~• the Best Estimate Liability and Risk Adjustment for all business ceded to the unregistered reinsurer.~~

~~If the above amount is positive, the insurer must include it within its deductions (refer to section 2.1.2.10) and may not reduce the amount through the application of credit for unregistered reinsurance. If the amount is negative, it may be taken as a credit under section 10.3.1.~~

Example: Differences between Reinsurance Contracts Held and Direct Liabilities

~~1) An insurer cedes business having a Best Estimate Liability of \$300 and a Risk Adjustment of \$50 to an unregistered reinsurer. However, the insurer is reporting \$365 in reinsurance contract held assets (net of contractual service margins) due from the reinsurer on its LIFE return balance sheet because it has paid \$15 in claims to its policyholders that the reinsurer has not yet reimbursed. The insurer must therefore add \$15 to its deductions.~~

2) An insurer cedes business with a negative Best Estimate Liability of \$800 and a Risk Adjustment of \$200 to an unregistered reinsurer. Instead of reporting a reinsurance contract held liability, the insurer reports no liability owed to or asset owed by the reinsurer because the compensation it is to receive for the negative cession is deferred. In this example, the insurer must add \$600 to its deductions.

~~10.3.31.1.1~~ Requirement for ~~Aggregate Negative Liabilities Ceded~~

10.2.4 Negative Liabilities Ceded with Recourse

Where the total value of ~~the policy liabilities~~ Best Estimate Liabilities that an insurer has ceded to an unregistered reinsurer is negative, the insurer must deduct from Tier_1 Capital and ~~include in~~ add to Tier_2 Capital ~~the amount of assets reported in the LIFE return arising from the transaction with the reinsurer~~¹⁹⁶ ~~unless the assets~~ all amounts that:

- ~~1. are unencumbered and held in Canada in custody of the insurer;~~
- ~~2. are not receivables;~~
- ~~3. do not bear any credit exposure to the unregistered reinsurer or any of its affiliates (obligations of the reinsurer or any of its affiliates that have been guaranteed by a third party must be deducted from Tier 1 Capital and included in Tier 2 Capital);~~
- ~~4. have been transferred to the insurer permanently, for example, they may not become repayable~~ payable in the event of a contingency.

~~The deduction from Tier 1 Capital and inclusion in Tier 2 Capital required on account of any unregistered reinsurer is limited~~ future with respect to the total negative value of ~~contract~~ liabilities ceded to the reinsurer, net of any adjustment to the negative liability amount made under section 2.1.2.9¹⁹⁷.

Example: Requirements for Liabilities Ceded

- ~~1. A Canadian insurer cedes a total amount of \$100 in policy liabilities to an unregistered reinsurer. These that have not been transferred permanently (e.g., ceded negative liabilities for which the reinsurer, in the event of surrender or other eventuality, has the right to demand payment from the insurer or to cancel any liabilities include \$300 in positive policy-by-policy liabilities and \$200 in negative policy-by-policy liabilities. All the ceded business is Canadian individual life insurance. In the absence of any guarantee instrument (refer to section 10.4), the insurer will be required, under section 10.3.1, to deduct \$100 from Gross Tier 1 Capital. In addition, under section 10.3.2, the insurer will be required to deduct \$140 (70% of \$200) from gross Tier 1 Capital and add this amount to Tier 2 Capital. owed to the insurer); and~~

¹⁹⁶ ~~Assets appearing in the LIFE return that must be deducted exclude negative reinsurance assets and reinsurance liabilities due to the reinsurer. The value of other assets arising from transactions with the reinsurer may not be netted with negative reinsurance assets or reinsurance liabilities in calculating the amount deducted from Tier 1 Capital.~~

¹⁹⁷ ~~No reduction of the adjusted amount is permitted for amounts recoverable on surrender.~~

2. are neither reported as liabilities nor captured as deductions in sections 10.2.2 and 10.2.3.

Example: Negative Liabilities Ceded with Recourse

1) A Canadian insurer cedes business with a Best Estimate Liability of negative \$100 and offsetting contract liabilities of \$600 to an unregistered reinsurer. The reinsurer has the right to any portion of the \$600 related to the lapse of ceded negative liabilities against payments owed on the positive liabilities. If the insurer has not applied any credit for reinsurance to the requirements in section 10.2.2, it is not required to deduct an amount under this section as the negative liabilities have already been deducted from Tier 1 Capital and added to Tier 2 Capital under section 10.2.2. However, if the insurer has applied a credit amount to the requirements in section 10.2.2, then it must deduct this amount from Tier 1 Capital and add it to Tier 2 Capital. In other words, the insurer loses the ability to cover the section 10.2.2 requirement with collateral if the negative contract liabilities are ceded with recourse.

2) Continuing example 2) from section 10.2.3, suppose that the reinsurer has the right to withhold up to \$600 of future payments that form part of the \$0 net reinsurance asset if the negative contract liabilities ceded lapse. No deduction is required under this section, as the \$600 has already been deducted under section 10.2.3.

10.2.5 Adjustment for the Effect of Income Taxes

The adjustment for the effect of income taxes on business ceded to an unregistered reinsurer is defined as follows:

$$\frac{OL + \min(D; \max(-AL - RA, 0))}{NR} \times T$$

where

- OL is the requirement in section 10.2.2 for offsetting contract liabilities ceded to the reinsurer, before the application of any credit available;
- D is the total amount added to deductions for the reinsurer under sections 10.2.3 and 1.1.1;
- AL is the aggregate Best Estimate Liability ceded to the reinsurer;
- RA is the Risk Adjustment for all business ceded to the reinsurer;
- NR is the amount of negative Best Estimate Liabilities ceded to the reinsurer, calculated on a contract-by-contract basis without any reductions;
- T is the tax adjustment for the negative liabilities ceded to the reinsurer and is equal to 30% of the negative Best Estimate Liabilities ceded, calculated on a contract-by-contract basis, arising from:
 - active lives for individually underwritten Canadian health insurance products;

- individually underwritten Canadian life insurance products.

The insurer may reclassify the above adjustment from Tier 2 Capital to Tier 1 Capital.

10.2.6 Adjustment for Amount Recoverable on Surrender

Subject to the limits below, an insurer may reclassify amounts recoverable on surrender for contract-by-contract negative liabilities ceded to an unregistered reinsurer from Tier 2 Capital to Tier 1 Capital. The maximum adjustment for amounts recoverable on surrender is limited to:

- 90% of the amount of Eligible Deposits available for the reinsurer, plus
- any unused portion of the corresponding limit in section 2.1.2.9 that is allocated to the unregistered reinsurer.

The amounts recoverable on surrender for a contract are those listed in section 2.1.2.9 as calculated for the contract's ceded risks. The amount recoverable on surrender that may be recognized for a contract is limited to 70% of the contract's negative Best Estimate Liability ceded if it arises from business specified in the adjustment for income taxes in section 10.2.5, and 90% of the contract's negative Best Estimate Liability ceded if it arises from any other business.

10.2.7 Aggregate Negative Liabilities Ceded

- ~~1. A Canadian insurer cedes a total negative amount of \$400 in policy liabilities to an unregistered reinsurer. These liabilities include \$100 in positive policy-by-policy liabilities and \$500 in negative policy-by-policy liabilities. All the ceded business is Canadian individual life insurance and the reinsurer has no recourse to the insurer if all or some of the ceded business lapses. In the absence of any guarantee instrument, the insurer will be required under section 10.3.2 to deduct \$70 (70% of \$100) from Gross Tier 1 Capital and add this amount to Tier 2 Capital. There may be an additional deduction required under section 10.3.3, depending on the assets the insurer receives in consideration for the aggregate negative cession. For example:
 - ~~a. If the insurer receives \$300 cash in exchange for ceding the business, then no additional deduction is required under section 10.3.3, as cash is not precluded under the criteria in this section.~~
 - ~~b. If the insurer records a receivable for \$350 from the unregistered reinsurer, then it must deduct an additional \$280 (the lesser of \$350 or 70% of \$400) from Gross Tier 1 Capital and add this amount to Tier 2 Capital. The amount of the deduction is \$280 and not \$350 in this case because it is limited to the total negative liabilities ceded, adjusted by a factor of 70%.~~~~

~~If the insurer receives no compensation for ceding the business, then no additional deduction is required under section 10.3.3. However, it is to be noted that the cession itself will cause a \$400 reduction in available Tier 1 Capital via reduced retained earnings. For~~

aggregate negative liabilities ceded to an unregistered reinsurer without recourse (refer to section 1.1.1), an insurer may include in Tier 2 Capital the value of the aggregate negative Best Estimate Liability ceded to the unregistered reinsurer up to a limit of:

- the amount added to deductions for the reinsurer under section 10.2.3, plus
- the Eligible Deposits limit for the reinsurer under section 6.7.1, less
- the amount of Eligible Deposits available in respect of the reinsurer.

10.4.10.3 Funds Held and Guarantee Instruments

This section describes the conditions under which the deductions from Available Capital may be reduced under section 10.2. It replaces the rules that would otherwise apply under sections 3.2 and 3.3. In the case of reinsurance ~~agreements~~contracts covering ~~policies~~contracts issued outside Canada, all of the requirements covered in this section apply, except that the guarantee instruments may also be held in the countries where the ~~policies~~contracts are issued.

10.4.10.3.1 Credit Available Credit

~~The~~An insurer is given credit, for each unregistered reinsurer, equal to the sum of:

- Any excess of direct liabilities over the following elements corresponding reinsurance contracts held and other obligations of the reinsurer, as calculated under section 10.2.3;
- ~~Funds held by the ceding insurer for its exclusive benefit (e.g., funds withheld coinsurance) to secure the payment to the ceding insurer by the reinsurer of the reinsurer's share of any loss or liability for which the reinsurer is liable under the reinsurance agreement.~~
- The value of the guarantee instruments¹⁹⁸ ~~that guarantee~~enabling the insurer to secure the fulfilment of its obligations in Quebec.

In order for a ceding insurer to obtain credit under the first point above for funds held under ~~a funds withheld reinsurance arrangement~~contract, the ~~arrangement~~contract must not contain any contractual provision that would require payment of funds withheld to the reinsurer before the end of the ~~reinsurance agreement~~contract term (e.g., ~~a lapse~~an acceleration clause). Furthermore, the ceding insurer may not provide non-contractual or implicit support, or otherwise create or sustain an expectation that any funds withheld could be paid to the reinsurer before the end of the ~~term of the reinsurance agreement~~term.

¹⁹⁸ The AMF may, if ~~deemed~~deems appropriate, require the insurer to provide the necessary documents or to observe certain formalities in order to obtain the credit. Insurers are advised to consult the AMF's website before any request to see if instructions have been issued in this regard.

~~Funds~~The funds held and guarantee instruments (the “guarantees”) must be available for as long as the reinsurer ~~has~~will have obligations under the reinsurance ~~agreements~~contracts for which the ceding insurer is taking credit. Where contract ~~terms~~stipulations regarding the guarantees may vary during the period, credit may only be ~~allowed~~taken if the ceding insurer maintains the exclusive option to retain the guarantees and the cost of that option, if any, is fully recognized and explicitly accounted for at inception of the ~~agreement~~contract.

Example: Guarantees for Unregistered Reinsurance

1) An insurer has entered into an unregistered coinsurance ~~arrangement~~contract with a term of 30 years. However, the unregistered reinsurer is contractually obligated to provide guarantees in Canada for only 5 years and there is no mechanism in place to provide additional guarantees after the 5-year term ends. As a result, the ceding insurer ~~may~~cannot take credit for the guarantees provided under this ~~arrangement~~contract.

2) Suppose that the reinsurance ~~arrangement~~contract is the same as in 1), with the exception that the ceding insurer has the option to maintain the guarantees after 5 years at an annual cost equal to the Canadian 1-year treasury bill rate plus 3%. Under this ~~arrangement~~contract, the insurer may take credit for the guarantees provided that the present value of total costs of the guarantees for years 6 to 30 is considered as a reduction of the reinsurance ~~asset~~contract held, is covered by an additional liability maintained by the insurer, or is ~~otherwise~~excluded from ~~reported~~Tier 1 Capital.

In aggregate, the amount of credit given for letters of credit is limited to ~~the sum of~~ 30% of the ~~total amount of gross requirement for~~ the positive ~~policy-by-policy aggregate amount of~~ liabilities ceded to unregistered reinsurers ~~(refer to section 10.2.1) and 30% of the gross requirement for offsetting contract liabilities ceded to unregistered reinsurers (refer to section 10.2.2)~~.

The assets used to obtain credit for a specific unregistered reinsurer may not be obligations of the unregistered reinsurer itself or any of its affiliates. This means that:

1. to the extent that ~~the~~ ceding insurer ~~is reporting reports as assets in its LIFE return~~ the obligations ~~due from the of one or more affiliates of an~~ unregistered reinsurer ~~or one of its affiliates as assets in its LIFE annual return, the ceding insurer, it~~ is precluded from taking credit for ~~funds held to secure payment from the unregistered surplus of direct liabilities over obligations of the~~ reinsurer;¹⁹⁹
2. the assets held with regard to guarantee instruments may not be used to obtain credit if they are obligations of the unregistered reinsurer or one of its affiliates;

¹⁹⁹ ~~If there is more than one affiliated unregistered reinsurer and the reinsurer reports, in its LIFE return, assets that are obligations of affiliates of unregistered reinsurers, then the total credit for the excess of direct liabilities over obligations of affiliated unregistered reinsurers must be reduced in aggregate, to a minimum of zero, by the reported amount of such assets. If the reduction required is less than the total credit calculated for the affiliated reinsurers, the reduction may be allocated to reinsurers in any manner such that the credit for each reinsurer is not reduced below zero.~~

3. a letter of credit is not acceptable if it has been issued by the unregistered reinsurer or one of its affiliates.

10.4.210.3.2 Application to Requirements for Ceded Liabilities

The credit available in respect of an unregistered reinsurer ~~may~~**must first** be applied to the ~~following requirements of section 10.3:~~

~~Requirement~~**requirement** for aggregate positive liabilities ceded ~~to the reinsurer~~ (refer to section 10.2.1). ~~This requirement may be) until it is reduced to zero using the . At the choice of the ceding insurer, any remaining credit available, may be allocated to either:~~

- ~~Requirement~~**the requirement** for offsetting ~~ceded policy-by-policy~~**contract** liabilities ~~ceded to the reinsurer~~ (refer to section 10.2.2). ~~This requirement may be) until it is reduced to zero for a particular reinsurer, but the credit taken for this requirement in aggregate is subject to the limit below. ; or~~

~~The total credit available that may be applied toward the second requirement~~**Eligible Deposits** in respect of ~~all reinsurers in aggregate is limited to the greater of zero or the result of the following calculation:~~

$$N - \max(R - C; 0)$$

~~where:~~

- ~~N is the total requirement for offsetting policy-by-policy liabilities ceded;~~
- ~~R is equal to 50% of the difference between the insurer's Base Solvency Buffer (calculated net of registered reinsurance only) and Surplus Allowance;~~
- ~~C is equal to Tier 1 Capital, calculated without deducting the amount of offsetting policy-by-policy liabilities ceded (see section 10.3.2).~~

~~If the maximum credit that may be applied toward the second requirement is less than the total of the requirement, the difference must be deducted from Tier 1 Capital and added to Tier 2 Capital, and may not be covered by a guarantee. In this case, the ceding insurer may allocate the maximum total credit to particular unregistered reinsurers as it sees fit.~~

- ~~Any credit available for a particular reinsurer that exceeds the sum of the maximums allowed under the above two requirements or that is otherwise not applied toward these requirements may be applied toward the capital requirements for business ceded to the reinsurer, subject to the conditions in section 10.5_10.4 and the limit in section 6.7.1.~~

Example: Adjustments and Credit for Liabilities Ceded

A Canadian insurer cedes contract liabilities with an aggregate best estimate value of \$400 and a Risk Adjustment of \$200 to an unregistered reinsurer. The reinsurance contract held asset net of contractual service margin is equal to \$600. This ceded business contains a

total of \$1,000 of negative contract-by-contract Best Estimate Liabilities, all of which are ceded without recourse and \$900 of which is eligible for a 30% tax adjustment. The contract-by-contract negative liabilities have a total of \$300 in offsets available for amounts recoverable on surrender. The limit in section 2.1.2.9 on amounts recoverable on surrender that can be recognized, before taking into account the cession to the unregistered reinsurer, is \$1,000, and the insurer has \$850 of amounts recoverable on its retained business. The total credit available for the reinsurer from section 10.3.1 is \$1,400, and the section 6.7.1 Eligible Deposit limit for the ceded business is \$1,200.

The requirement under section 10.2.1 for aggregate positive liabilities ceded is \$400, which is the aggregate Best Estimate Liability ceded. This requirement is covered with \$400 of the credit, available leaving \$1,000 to allocate to offsetting contract liabilities and Eligible Deposits.

The requirement under section 10.2.2 for offsetting contract liabilities ceded is \$1,000, calculated as:

- \$1,000 for negative liabilities ceded calculated contract by contract, plus
- \$0, as the aggregate best estimate cession is positive.

and may be reduced to a minimum of zero, depending on how the insurer allocates its remaining credit available.

Under section 10.2.3, there is no deduction or credit, as the reinsurance contract held asset is equal to the Best Estimate Liability plus Risk Adjustment ceded.

Under section 10.2.5, the amount reclassified from Tier 2 Capital to Tier 1 Capital is \$270, equal to 30% of the \$900 of Contract-by-Contract Negative Liabilities that are eligible for the tax adjustment, while $\max(-AL - RA, 0)$ is zero and both *OL* and *NR* are equal to \$1,000.

The amount reclassified from Tier 2 Capital to Tier 1 Capital under section 10.2.6, as well as the offset to the deductions for Negative Liabilities in section 2.1.2.9, both depend on how the insurer allocates the remaining \$1,000 between offsetting contract liabilities and Eligible Deposits. If the insurer allocates all of the \$1,000 to offsetting contract liabilities, then:

- There will be no deduction from Tier 1 Capital for the ceded offsetting contract liabilities.
- The insurer will be able to use all of the \$850 of amounts recoverable on surrender as an offset to the deduction for Negative Liabilities for its retained business in section 2.1.2.9.
- Since the insurer will have no Eligible Deposits for the reinsurer, the limit on amounts recoverable that it can recognize for its ceded business in section 10.2.6 will be \$150, which is the left-over portion of the limit for retained business and is lower than the \$300 of amounts recoverable available.

The total impact of allocating the credit this way will be to increase the numerator of the insurer's Core CARLI Ratio by \$1,000, without affecting the numerator of the Total CARLI Ratio. On the other hand, if the insurer allocates all of the \$1,000 to Eligible Deposits, then:

- The Eligible Deposits will increase the numerator of the Core CARLI Ratio by \$700 and the numerator of the Total CARLI Ratio by \$1,000.
- There will be a \$1,000 deduction from Tier 1 Capital on account of the ceded offsetting contract liabilities.
- None of the \$850 of amounts recoverable on surrender will be available as an offset to the deduction for Negative Liabilities for the insurer's retained business in section 2.1.2.9, as the offsetting contract deduction will have reduced the limit on amounts recoverable to zero.
- The insurer will be able to use all of the \$300 of amounts recoverable on surrender for its ceded business in section 10.2.6, as it is below the limit of \$900 (equal to 90% of the amount of Eligible Deposits available for the reinsurer).

The total impact of allocating the credit this way will be to increase the numerator of the Total CARLI Ratio by \$1,000, without affecting the numerator of the Core CARLI Ratio. The insurer is able to decide whether to use the \$1,000 credit as an effective Tier 1 Capital-to-Tier 2 Capital reclassification (using the first allocation), as an effective component of Tier 2 Capital (using the second allocation), or to achieve an intermediate result.

10.4.310.3.3 Credit and Market Risk Requirements

Consistent with the substitution capital treatment used for collateral and guarantees, insurers must include in required capital the capital requirements for credit risk (as determined under Chapter 3) and market risk (as determined under sections 5.2 to 5.4) for all assets held with regard to guarantee instruments used to obtain credit for ceded liability capital requirements relating to unregistered reinsurance or that are included in Eligible Deposits. A separate calculation is also required for currency risk (refer to section ~~5.6.8~~5.6.8). Assets held with regard to guarantee instruments that are not used to obtain credit for ceded liability capital requirements relating to unregistered reinsurance or that are not included in Eligible Deposits are excluded from all capital requirement calculations. Among those assets held with regard to guarantee instruments, the ceding insurer may designate which assets (or portions thereof) serve to obtain the credit or which are included in Eligible Deposits and to which the requirements must be applied.

10.510.4 Calculation of Capital Requirements or Eligible Deposits

10.5.110.4.1 Necessary Conditions for Credit

In order for a ceding insurer to obtain a reduction in its Base Solvency Buffer on account of a registered reinsurance arrangementcontract or to make an addition to Eligible Deposits with regard to an unregistered reinsurance arrangementcontract, the arrangementcontract must conform to all of the principles contained in the *Reinsurance Risk Management Guideline*. The arrangementcontract must also meet all of the

conditions necessary for effective risk transfer specified in this section. The ceding insurer must be able to demonstrate that the change in its risk exposure resulting from the arrangementcontract is commensurate with the amount of reduction in its Base Solvency Buffer, or with the amount recognized in ~~the~~ Eligible Deposits.²⁰⁰

Risk transfer must be effective in all circumstances where the ceding insurer relies on the transfer to ~~cover~~reduce the capital requirement. In assessing ~~an arrangementa contract~~, the ceding insurer must take into account any contract terms whose fulfilment is outside the ceding insurer's direct control, and that would reduce the effectiveness of risk transfer. Such terms include, among others, those which:

1. would allow the reinsurer to unilaterally cancel the arrangementcontract (other than for non-payment of reinsurance premiums due under the contract);
2. would increase the effective cost of the transaction to the ceding insurer in response to an increased likelihood of the reinsurer incurring a loss under the arrangementcontract;
3. would obligate the ceding insurer to modify the risks transferred for the purpose of reducing the likelihood of the reinsurer incurring a loss under the arrangementcontract;
4. would allow for the termination of the arrangementcontract due to an increased likelihood of the reinsurer incurring a loss;
5. could prevent the reinsurer from being obligated to pay out any amounts due under the arrangementcontract in a timely manner;
6. could allow for early maturity of the arrangementcontract.

The ceding insurer must also take into account circumstances under which the benefit of the risk transfer could be undermined. For example, this may occur if the ceding insurer provides support (including non-contractual support) to the arrangementcontract with the intention of reducing potential or actual losses ~~to~~for the reinsurer.

In determining whether there is effective risk transfer, the reinsurance arrangementcontract must be considered as a whole. Where the arrangementcontract consists of several contracts, the entire set of contracts, including contracts between third parties, must be considered. The ceding insurer must also consider the entire legal relationship between itself and the reinsurer.

No reduction of the Base Solvency Buffer or recognition of Eligible Deposits is allowed for reinsurance arrangementscontracts that have a high material basis risk with respect to the reinsured business (~~for example e.g.~~, if payments under the arrangementcontract are

²⁰⁰ Without limiting the requirement of ceding insurers to comply with the risk transfer principle with respect to all reinsurance transactions, the AMF may, if it is unclear how much risk the ceding insurer bears post-reinsurance and if the AMF determines it is appropriate to provide greater certainty, provide further guidance (including quantitative requirements) to implement this principle with respect to any reinsurance arrangementcontract. Insurers are encouraged to contact the AMF in writing to discuss reinsurance arrangementscontracts where the risk transfer measures may be unclear or for which implementation guidance may be required.

made according to an external indicator instead of actual benefits). Reinsurance assets/contracts held arising from arrangements/contracts that could include basis risk may be subject to an insurance risk capital requirement in addition to the capital requirement for credit risk.

In assessing the effectiveness of the risk transfer, the economic substance of the arrangement/contract must take precedence over the legal form and accounting treatment

10.5.210.4.2 Retained Risk Positions

If a coinsurance arrangement/contract does not cover all benefits up to the amount/sum of the ceded insurance contract liability/Best Estimate Liabilities plus the marginal insurance risk requirement for the ceded business net of PfADs (the “Requisite Level”), then the ceding insurer must increase its required capital or reduce the recognized limit in Eligible Deposits. In particular, any coinsurance arrangement/contract containing a provision under which the reinsurer is required to cover only benefits in excess of a certain amount will require an adjustment, regardless of the accounting treatment. These provisions include but are not limited to the following:

- experience rating refunds;
- claims fluctuation reserves and reinsurance claims fluctuation reserves;
- variable risk transfer mechanisms other than the above provisions, whereby the amount of reinsured benefits depends on prior results.

If a registered coinsurance arrangement/contract does not cover all losses/benefits up to the Requisite Level, the ceding insurer must add to its capital requirement the total amount of benefits up to this level for which it remains at risk. If an unregistered coinsurance arrangement/contract does not cover all benefits up to the Requisite Level, then $SB_0 - SB_1$ used to calculate the limit on Eligible Deposits for the coinsurance arrangement/contract (refer to section 6.7.1) must be reduced by the total amount of benefits up to the Requisite Level for which the ceding insurer remains at risk.

Reinsurance arrangements/contracts, other than coinsurance, that provide tranching protection or under which the ceding insurer otherwise retains a risk position, are treated as stop-loss reinsurance and are subject to the conditions specified in section 6.7.5.

The amount of the risk position that a ceding insurer retains under a reinsurance arrangement/contract must be recalculated, according to the arrangement/contract, at each balance sheet/reporting date.

10.5.310.4.3 Registered Reinsurance

All capital requirements for which it is possible to obtain credit for reinsurance may be calculated net of registered reinsurance. For example, cash flows for policy/insurance contract liabilities ceded under registered reinsurance arrangements must be excluded

from the ~~policy liability~~ cash flows for insurance contract liabilities used to calculate all CARLI insurance risk components.

The 2.5% credit risk requirement for registered reinsurance ~~assets~~contracts held may be reduced in accordance with the criteria in this section using the substitution approach described in section ~~10.4.3~~10.3.3 if the asset is secured by collateral meeting the conditions specified in the introduction to section ~~3.2~~3.2 and in section ~~3.2.2~~²⁰¹, 3.2.1,²⁰² or by a guarantee (including a letter of credit) meeting the conditions specified in section 3.3.

If an insurer cedes business under a funds withheld coinsurance or modified coinsurance ~~arrangement~~contract that constitutes registered reinsurance, it is possible that the asset risks covered in Chapter 3 and sections ~~5.2~~5.2 to ~~5.45.4~~ are transferred to the reinsurer. For example, such a transfer could exist if the contractual rate of accrual of the withheld funds liability or modified coinsurance adjustment is not defined, but instead depends on the returns on a portfolio of assets held by the ceding insurer. ~~The capital treatment for asset-related risk transfers follows the treatments for collateral (refer to section 10.4.3) or guarantees (refer to section 3.3), as applicable, both of which are based on the substitution approach.~~

~~10.5.3.1~~ ~~Funds Withheld and Other Balances Due to Reinsurers~~

~~The credit risk requirement for reinsurance assets arising from registered reinsurance may be reduced on account of:~~

- ~~the liability for funds held by the ceding insurer for its exclusive benefit (e.g., funds withheld coinsurance) to secure the payment to the ceding insurer by the reinsurer of the reinsurer's share of any benefits or liability for which the latter is liable under the reinsurance agreement; and~~
- ~~any other liabilities of the ceding insurer due to the reinsurer for which the ceding insurer has a legal and contractual right to offset the amount to be recovered from the reinsurer.~~

~~Such liabilities are treated as collateral for the reinsurance asset due from the reinsurer, and the capital treatment of the reinsurance asset follows the substitution approach described in section 10.4.3. If the liabilities are not subject to fluctuations arising from changes in asset prices, then the credit risk factor associated with the liability under the substitution approach is 0%. However, if the value of the liability fluctuates directly with that of one or more on-balance sheet assets, then:~~

²⁰¹ ~~The conditions for eligible financial collateral from section 3.2.2 that must be complied with for registered reinsurance are those applicable for capital markets transactions rather than for secured lending. If collateral is denominated in a currency other than that of the reinsurance asset, its market value must be reduced by 30%.~~

²⁰² ~~The conditions for eligible financial collateral in section 3.2.1 that must be complied with for registered reinsurance are those applicable for capital markets transactions rather than for secured lending. If collateral is denominated in a currency other than that of the reinsurance contract, its market value must be reduced by 30%.~~

- if the reinsurer is not an affiliate of the ceding insurer, the asset risk requirements for the on-balance sheet assets are eliminated. If the reinsurer is an affiliate of the ceding insurer, the asset risk requirements for on-balance sheet assets remain unchanged; and
- if the on-balance sheet assets are not obligations of the reinsurer or one of its affiliates, the credit risk factors associated with the liability are deemed to be the same as those of the assets to which it is linked. If a portion of the liability is linked to an asset that is an obligation of the reinsurer or one of its affiliates, then this portion of the liability cannot be recognized as collateral.

Example: Credit and Market Risk Requirements for Business Ceded Under a Funds Withheld Coinsurance Arrangement

1) Under a funds withheld coinsurance arrangement, an insurer has a reinsurance asset of \$120 due from a registered reinsurer, and a funds withheld liability of \$100 due to the reinsurer. The contractual interest rate used for the funds withheld balance is 2% per year, and therefore the ceding insurer does not transfer any of the asset risks to the reinsurer. Of the \$120 reinsurance asset, \$100 is treated as a guarantee and the remaining \$20 is treated as non-guarantee. As a result, the credit risk requirement for the reinsurance asset is reduced from \$3.00 to:

$$0\% \times \$100 + 2.5\% \times \$20 = \$0.50$$

The asset risk requirements for the rest of the insurer's on-balance sheet assets remain unchanged.

2) Suppose instead that the amount that is contractually accrued on the funds withheld liability is equal to the return on the following portfolio of on-balance sheet assets, none of which are obligations of the reinsurer or its affiliates:

Asset	Value	Factor
AA-rated bond, 2-year maturity	\$25	0.50%
A-rated bond, 5-year maturity	\$25	2.00%
BBB-rated bond, 10-year maturity	\$25	4.75%
Common shares	\$25	35%

If the reinsurer is not an affiliate of the ceding insurer, a total of \$10.56 of asset risk requirement for these assets is subtracted from the insurer's credit and market risk capital requirement. Additionally, a \$50 portion of the portfolio has an asset factor lower than that of the reinsurance asset, which allows the ceding insurer to treat that portion of the reinsurance asset as a guarantee; the remainder is treated as non-guarantee. As a result, the credit risk requirement for the reinsurance asset is reduced from \$3.00 to:

~~$$0.5\% \times \$25 + 2.0\% \times \$25 + 2.5\% \times \$70 = \$2.38$$~~

~~10.5.3.2~~ **Modified Coinsurance**

If a registered modified coinsurance ~~arrangement~~contract transfers asset risks associated with on-balance sheet assets to the reinsurer, the ~~arrangement~~contract must meet all of the requirements of section ~~3.3.3~~ in order for the ceding insurer to take credit (e.g., the reinsurance must provide protection at least as strong as a guarantee, and the reinsurer cannot be an affiliate of the ceding insurer). If the insurer is eligible to take credit for the transferred asset risks, the capital treatment follows the substitution approach. The substitution credit risk factor is the factor corresponding to the reinsurer's claims-paying ability rating ~~and the (rather than 2.5%), with a~~ maturity the longer of:

- ~~the maturity of the asset covered asset, rather than 2.5%.~~; or
- the frequency with which the reinsurer settles losses arising on the assets whose risks it has assumed.

For assets covered under the risk transfer that are subject to market risk factors, the substitution factor must be the reinsurer's credit risk factor corresponding to a 10-year maturity. If the term of the ~~modified coinsurance arrangement~~reinsurance contract is shorter than the maturity of a covered fixed-income asset, then the maturity mismatch adjustment described in section ~~3.3.7~~ must be applied.

Example: Credit and Market Risk Requirements for Business Ceded Under a Funds Withheld Contract or Modified Coinsurance Agreement

~~In example 2) in the previous section, if the reinsurance arrangement is a modified coinsurance agreement instead of 1) Under a funds withheld agreement, if the term of the reinsurance is 20 years, if the contract with an unaffiliated reinsurer that has an AA claims-paying ability rating, if the the amount that is contractually accrued on the funds withheld liability is equal to the return on the asset following portfolio of on-balance sheet assets, none of which are obligations of the reinsurer or any of its affiliates:~~

Asset	Value	Factor
AA-rated bond, 2-year maturity	\$20	0.50%
A-rated bond, 3-year maturity	\$20	1.50%
BBB-rated bond, 2-year maturity	\$20	2.75%
BBB-rated bond, 5-year maturity	\$20	4.00%
Common shares	\$20	35%

~~The reinsurance contract only provides for payment of the accumulated reinsurance contract held asset, if any, to the ceding insurer at the modified coinsurance adjustment, and end of the contract in 20 years. If the reinsurance meets all of the requirements of~~

section ~~3.3.3.3~~ (including that the reinsurer is an eligible guarantor ~~as per section 3.3.4~~), ~~then the credit and market risk requirements for 3.3.4~~, the substitution factor for all of the above assets is the lower of the original ~~asset portfolio go-down~~ factor or the factor for a 20-year obligation of an AA-rated counterparty, which is 1.75%. The asset risk requirement for the above assets is therefore reduced from ~~\$40.568.75~~ to ~~\$1.3445~~, based on the following ~~substituted~~ substitution asset factors:

Asset	Value	Factor
AA-rated bond, 2-year maturity	\$2520	0.50%
A-rated bond, 53 -year maturity	\$2520	1.2550 %
BBB-rated bond, 402 -year maturity	\$2520	1.75%
BBB-rated bond, 5-year maturity	\$20	1.75 %
Common shares	\$2520	1.75%

2) If, in the previous example, the reinsurance contract is instead a modified coinsurance contract under which the return on the asset portfolio is included in the modified coinsurance adjustment, and a net payment is made at the end of each quarter so that the reinsurance contract held asset is maintained at zero, then the credit and market risk requirements for the asset portfolio are reduced to \$0.95, based on the following substitution asset factors:

Asset	Value	Factor
AA-rated bond, 2-year maturity	\$20	0.50%
A-rated bond, 3-year maturity	\$20	0.75%
BBB-rated bond, 2-year maturity	\$20	0.50%
BBB-rated bond, 5-year maturity	\$20	1.25%
Common shares	\$20	1.75%

10.5.410.4.4 ~~Unregistered Reinsurance~~ reinsurance

Guarantee instruments that are used to obtain credit for unregistered reinsurance or for insurance risk capital requirements are subject to additional capital requirements for credit and market risks (section ~~10.3.3~~).

If an unregistered reinsurance ~~arrangement~~ contract transfers the risks associated with the ~~insurer's~~ insurer's on-balance sheet assets to the reinsurer, the ceding insurer does not receive any credit for these requirements, as the credit risk factor assigned to the unregistered reinsurer is effectively 100% and therefore does not lead to a credit under the substitution approach.

In this Guideline, the term “excess deposit” represents the difference, if positive, between the credit available for an unregistered reinsurer under section 10.4.1 and the credit that has been applied toward the requirements for liabilities ceded to the reinsurer under section 10.4.2. If an unregistered reinsurer has made an excess deposit, all or a portion of the deposit may be included in Eligible Deposits in the calculation of the CARLI Total and Core Ratios. Section 6.7.1 describes the limit to be applied on the amount of the excess deposits that may be recognized.

Chapter 11. Aggregation and Diversification of Risks

Risk aggregation is the approach used to calculate the total of each and all risk elements. A diversification credit or benefit results when the aggregation of risks produces results that are less than the total of the individual risk elements. The term “region” is defined in section 1.1.5.

11.1 Within-Risk Diversification

Diversification credits are applied to specific components of the mortality and morbidity requirements in Chapter 6. The credit in section 11.1.1 is calculated net of registered reinsurance. In the calculation of the Base Solvency Buffer used to determine the CARLI ratios, the statistical fluctuation factors in section 11.1.2 are calculated net of registered reinsurance. For the solvency buffers SB_1 , SB_2 and SB_3 defined in section 6.7, statistical fluctuation factors are projected net of registered reinsurance without taking account of any additional elements specific to the calculation. Since the requirements for participating business are calculated on a standalone basis, (refer to section 9.1.2), there are no credit for within-risk diversification is given between similar risks in participating and non-participating business.

11.1.1 Mortality Level and Trend Risk - Credit for Diversification Between Life Supported and Death Supported Business

A diversification credit is calculated between individually underwritten life supported and death supported business. This credit is the difference between the sum of the individual mortality level and trend risk components for life supported and death supported business (refer to sections 6.2.2 and 6.2.3) and the aggregate component for mortality level and trend risk. The credit is calculated using the following formula:

$$\text{Diversification credit} = RC_L + RC_D - RC_{\text{aggregate}}$$

where:

- RC_L is the sum of the individual risk requirements for mortality level risk and trend risk respectively under sections 6.2.2 and 6.2.3 for life supported business;
- RC_D is the sum of the individual risk requirements for mortality level risk and trend risk respectively under sections 6.2.2 and 6.2.3 for death supported business;
- $RC_{\text{aggregate}}$ is the aggregate component for mortality level and trend risk (after diversification) for all life supported and death supported business, calculated using the formula below.

The aggregate component for level and trend mortality risk assumes a correlation factor of -75% between life and death supported business and is calculated as follows:

$$RC_{\text{aggregate}} = \sqrt{RC_L^2 + RC_D^2 - 1.5 \times RC_L \times RC_D}$$

11.1.2 Morbidity Risk Credits

The capital requirements for morbidity risk determined in section 6.4 for certain products are reduced by multiplying the requirement by a statistical fluctuation factor (SFF). For each SFF, exposures are aggregated by product within each geographic region before the SFF is applied. For example, all disability exposures within a geographic region are aggregated (individual active DI, individual active WP, individual disabled DI, group disabled LTD, individual and group disabled WP and group active and disabled STD) before the SFF is applied.

11.1.2.1 Credit for Level Risk

The formulas to calculate morbidity SFFs for level risk are presented below.

Disability

$$SFF(CR) = \begin{cases} 1, & \text{if } CR \leq \$42,000,000 \\ 0.9 + \frac{648}{\sqrt{CR}}, & \text{if } CR > \$42,000,000 \end{cases}$$

$$SFF(RC) = \begin{cases} 1, & \text{if } RC \leq \$42,000,000 \\ 0.9 + \frac{648}{\sqrt{RC}}, & \text{if } RC > \$42,000,000 \end{cases}$$

where CR is the capital requirement for level risk.

Critical illness

$$SFF(FA) = \begin{cases} 1, & \text{if } FA \leq \$300,000,000 \\ 0.15 + \frac{14,722}{\sqrt{FA}}, & \text{if } FA > \$300,000,000 \end{cases}$$

where FA is the total face amount.

Long-term care

$$SFF(CR) = \begin{cases} 1, & \text{if } CR \leq \$75,000,000 \\ 0.5 + \frac{4,330}{\sqrt{CR}}, & \text{if } CR > \$75,000,000 \end{cases}$$

$$SFF(RC) = \begin{cases} 1, & \text{if } RC \leq \$75,000,000 \\ 0.5 + \frac{4,330}{\sqrt{RC}}, & \text{if } RC > \$75,000,000 \end{cases}$$

where CR is the capital requirement for level risk.

11.1.2.2 Credit for Volatility Risk

The formulas to calculate morbidity SFFs for volatility risk are presented below.

Disability

$$SFF(CR) = \begin{cases} 1, & \text{if } CR \leq \$6,000,000 \\ 0.7 + \frac{734}{\sqrt{CR}}, & \text{if } CR > \$6,000,000 \end{cases}$$

$$SFF(RC) = \begin{cases} 1, & \text{if } RC \leq \$6,000,000 \\ 0.7 + \frac{734}{\sqrt{RC}}, & \text{if } RC > \$6,000,000 \end{cases}$$

where CR is the capital requirement for volatility risk.

Critical illness

$$SFF(FA) = \begin{cases} 1, & \text{if } FA \leq \$300,000,000 \\ 0.15 + \frac{14,722}{\sqrt{FA}}, & \text{if } FA > \$300,000,000 \end{cases}$$

where FA is the total face value amount.

Long-term care

$$SFF(CR) = \begin{cases} 1, & \text{if } CR \leq \$3,000,000 \\ 0.3 + \frac{1,212}{\sqrt{CR}}, & \text{if } CR > \$3,000,000 \end{cases}$$

$$SFF(RC) = \begin{cases} 1, & \text{if } RC \leq \$3,000,000 \\ 0.3 + \frac{1,212}{\sqrt{RC}}, & \text{if } RC > \$3,000,000 \end{cases}$$

where CR is the capital requirement for volatility risk.

Travel and credit insurance

$$SFF(CR) = \begin{cases} 1, & \text{if } CR \leq \$5,000,000 \\ 0.2 + \frac{1,788}{\sqrt{CR}}, & \text{if } CR > \$5,000,000 \end{cases}$$

$$SFF(RC) = \begin{cases} 1, & \text{if } RC \leq \$5,000,000 \\ 0.2 + \frac{1,788}{\sqrt{RC}}, & \text{if } RC > \$5,000,000 \end{cases}$$

where CR is the capital requirement for volatility risk.

Medical/Dental Insurance (including other ~~group A&S~~ products)

$$SFF(CR) = \begin{cases} 1, & \text{if } CR \leq \$3,000,000 \\ 0.7 + \frac{519}{\sqrt{CR}}, & \text{if } CR > \$3,000,000 \end{cases}$$

$$SFF(RC) = \begin{cases} 1, & \text{if } RC \leq \$3,000,000 \\ 0.7 + \frac{519}{\sqrt{RC}}, & \text{if } RC > \$3,000,000 \end{cases}$$

where CR is the capital requirement for volatility risk.

11.1.3 Mortality and Morbidity Risks – Portfolio Volume Credit

A diversification credit is given across geographic regions for the level risk component of the mortality and morbidity requirements. For each of the mortality, morbidity incidence, and morbidity termination requirements for a block of business within a region, the component for level risk may be reduced using the following formula:

$$0.5 \times (L_0 - L_1)$$

where:

- L_0 is the level risk component for the block calculated using the volatility risk component and statistical fluctuation factors for its region;
- L_1 is the level risk component for the block calculated using the volatility risk component and statistical fluctuation factors for the aggregated portfolios of all regions.

L_0 and L_1 are calculated net of all reinsurance.

11.2 Between-Risk Diversification

After calculating each separate risk requirement, they are aggregated by region in three stages. First, a post-diversification requirement is calculated for insurance risk (I). Then, an unadjusted diversified requirement for all risks (D) is calculated by aggregating the net requirement for insurance risk with the requirements for credit risk and market risk. This unadjusted diversified requirement is compared against the undiversified requirement (U) which is equal to the sum of individual risk components. The adjusted diversified requirement (K) is calculated based on D and U .

If the insurer wishes to take credit for participating or adjustable products (refer to Chapter 9), or for unregistered reinsurance or reinsurance claims fluctuation reserves (refer to section 6.7), it must calculate the quantities I , D , U and K for one or more subsets of the insurer's product portfolio.

11.2.1 Insurance Risk Requirement (*I*)

The insurance risk requirement (*I*) is calculated by aggregating the capital requirement for the insurance risks of the same region using a correlation matrix. The formula for *I* is as follows:

$$I = \sqrt{\sum_{i,j=1}^7 \rho_{ij} \times (IR_i - 0.5 \times LT_i) \times (IR_j - 0.5 \times LT_j)}$$

where:

- IR_i is the required capital for insurance risk *i*, before credit for participating and adjustable products;
- LT_i is the sum of the level and trend components for insurance risk *i* (LT_7 , the level and trend component for expense risk, is assumed to be zero);
- ρ_{ij} is the correlation factor between insurance risks *i* and *j*, as defined in the following correlation matrix:

<i>i</i> \ <i>j</i>	Mortality	Longevity	Morbidity – incidence	Morbidity – termination	Lapse – sensitive	Lapse – supported	Expenses
Mortality	1						
Longevity	-0.25	1					
Morbidity – incidence	0.5	-0.25	1				
Morbidity – termination	-0.25	0.5	0.25	1			
Lapse – sensitive	0.25	0.25	0.5	0.5	1		
Lapse – supported	0	-0.25	0	-0.25	-0.5	1	
Expenses	0.5	0.25	0.5	0.5	0.5	-0.25	1

However, the I cannot be lower than the highest value of the expression $IR_i - 0.5 \times LT_i$ for all insurance i risks in the matrix.

11.2.2 Diversified Risk Requirement (D)

The unadjusted diversified requirement (D) for all risks is calculated by aggregating the sum of requirements for a region's credit risks and market risks with the insurance risk requirement for the same region. The correlation between the two classes of risks is deemed to be 50%. Consequently, the formula for D is the following:

$$D = \sqrt{A^2 + AI + I^2}$$

where:

- A is the sum of requirements for credit risk (for both on- and off-balance sheet items) and market risk;
- I is the insurance risk requirement defined in the previous section.

11.2.3 Undiversified Risk Requirement (U)

The undiversified risk requirement (U) is calculated for each geographic region using the following formula:

$$U = \sum_{i=1}^7 IR_i + A$$

where:

IR_i and A are defined respectively in sections 11.2.1 and 11.2.2.

11.2.4 Adjusted Diversified Requirement (K)

After the diversified risk requirements (D) and undiversified risk requirements (U) have been computed, the adjusted diversified requirement (K) for insurance, credit and market risk is calculated as:

$$K = 0.8 \frac{4}{5} U + 0.1 \frac{1}{10} LT + \max \left(0.233 U - 0.116 LT - 1.033 D + \frac{D^2}{U - 0.5 LT}; 0 \right) \left(\frac{14 U - 7 LT - 62 D}{60} + \frac{2D^2}{2U - LT}; 0 \right)$$

where:

$$LT = \sum_{i=1}^7 LT_i$$

Example: Calculation of the Adjusted Diversified Requirement

Suppose that the insurance risk capital requirements for a non-participating block of business of a geographic region, including the corresponding components of level and trend risks, are as follows:

Insurance Risk	Capital Requirement (IR_i)	Level and Trend Risk Components (LT_i)
Mortality	1,000,000	700,000
Longevity	3,000	3,000
Morbidity – incidence	50,000	10,000
Morbidity – termination	2,500	1,000
Lapse – <u>lapse-sensitive business</u>	300,000	150,000
Lapse – <u>lapse-supported business</u>	100,000	40,000
Expenses	10,000	0
Total	1,465,500	904,000

Suppose also that the block's capital requirements for other risks are as follows:

Risk	Capital Requirement
Credit risk	200,000
Market risk	75,000

To calculate the total requirement K for the block, the ~~quantities $IR_i - 0.5 \times LT_i$~~ amounts $IR_i - 0.5 \times LT_i$ for each insurance risk must first be calculated. The amounts obtained are as follows:

Insurance Risk	$IR_i - 0.5 \times LT_i$
Mortality	650,000

Insurance Risk	$IR_i - 0.5 \times LT_i$
Longevity	1,500
Morbidity – incidence	45,000
Morbidity – termination	2,000
Lapse – <u>lapse-sensitive business</u>	225,000
Lapse – <u>lapse-supported business</u>	80,000
Expenses	10,000

The requirement for insurance risk I is calculated by aggregating the above components using the correlation matrix specified in section 11.2.1 and the following formula:

$$I = \sqrt{\sum_{i,j=1}^7 \rho_{ij} \times (IR_i - 0.5 \times LT_i) \times (IR_j - 0.5 \times LT_j)} = 764,421$$

Since the highest value of the ~~expression $IR_i - 0.5 \times LT_i$~~ amount $IR_i - 0.5 \times LT_i$ is 650,000, the value of I is not increased to account for this minimum.

The value of A is obtained by summing the capital requirement amounts for credit and market risk, as follows:

$$A = 200,000 + 75,000 = 275,000$$

after which it is possible to calculate the diversified risk requirement D using the following formula:

$$D = \sqrt{A^2 + AI + I^2} = 932,834$$

The undiversified risk requirement U is obtained using the following formula:

$$U = \sum_{i=1}^7 IR_i + A = 1,465,500 + 275,000 = 1,740,500$$

The final amount required to calculate K is LT , obtained using the following formula:

$$LT = \sum_{i=1}^7 LT_i = 904,000$$

Using the known values of D , U and LT , the final adjusted diversified requirement K is calculated as:

$$K = 0.8 \frac{4}{5} U + 0.1 \frac{1}{10} LT + \max\left(0.233 U - 0.116 LT - 1.033 D + \frac{D^2}{U - 0.5 LT}; 0\right) = 1,495,198 \left(\frac{14 U - 7 LT - 62 D}{60} + \frac{2D^2}{2U - LT}; 0\right) = 1,494,864$$

11.3 Base Solvency Buffer

The Base Solvency Buffer is obtained by the following formula:

$$\gamma \times \left(\sum_{\text{region}} K_{\text{non par}} + \sum_i (K_{\text{par } i} - CP_i) - \sum_j CA_j + CG + SFG + OR \right) \left(\sum_{\text{region}} K_{\text{non par}} + \sum_i (K_{\text{par } i} - CP_i) - \sum_j CA_j - CG + SFG + OR \right)$$

where:

- γ is the factor defined in section 1.1.5;
- $K_{\text{non par}}$ is the requirement K calculated for the non-participating block in each geographic region.
- The second sum comprises all qualifying participating blocks, and the third sum comprises all qualifying adjustable products.
- $K_{\text{par } i}$ is the standalone adjusted diversified requirement K for qualifying block i .
- CP_i is the par credit for participating block i , calculated under section 9.1.2.
- CA_j is the adjustable credit for adjustable product j , calculated under section 9.2.2.
- CG is the total of all credits for policyholder deposits and group insurance under sections 6.7.2 and 6.7.3.
- SFG is the capital requirement for segregated fund guarantee risk.
- OR is the capital requirement for operational risk.